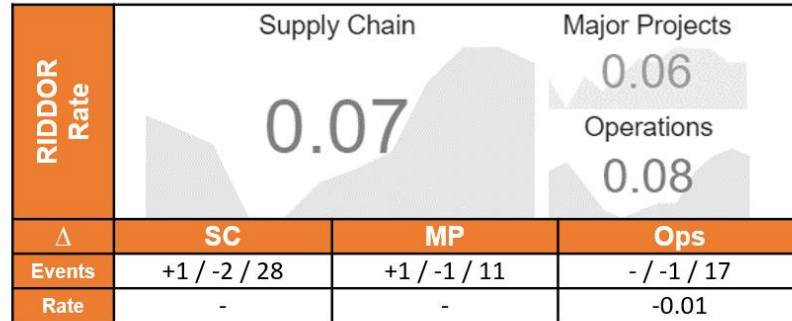


September 2021 Summary Health Safety & Wellbeing Performance Report

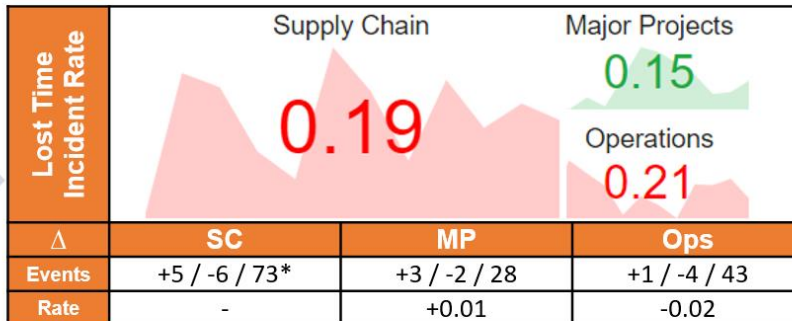
Board Sponsor: Alan Cumming
Executive Sponsor: Mike Wilson
Author: Mark Byard

6 October 2021

Executive Summary



The 3 Numbers; In Month Incidents / Out of Scope Incidents / Total 12 Month Incidents



The 3 Numbers; In Month Incidents / Out of Scope Incidents / Total 12 Month Incidents
*+2 LTI for LTC



All data included within this report is up to date as of **5 October 2021**. This performance report is provided to assist the Board and Executive to fulfil their leadership and management responsibilities in respect of health and safety. All incidents within the report have been reviewed by the Health, Safety & Wellbeing Division.

Hours worked

Lower Thames Crossing

464,282	9.96%	46,259	11.07%
12 Month Total	12 Month Change	Current Month	1 Month Change

Major Projects

18,555,401	-0.67%	1,426,943	-0.67%
12 Month Total	12 Month Change	Current Month	1 Month Change

Operations

20,326,321	-0.28%	1,816,213	-0.28%
12 Month Total	12 Month Change	Current Month	1 Month Change

RIDDOR & Lost Time Incident frequency rates

RIDDORs

Directorate	In Month	Rate	3 Months	Rate	12 Months	Rate
Lower Thames Crossing	0	0.00	0	0.00	0	0.00
Major Projects	1	0.07	3	0.07	11	0.06
Operations	0	0.00	4	0.08	17	0.08
Supply Chain	1	0.03	7	0.07	28	0.07

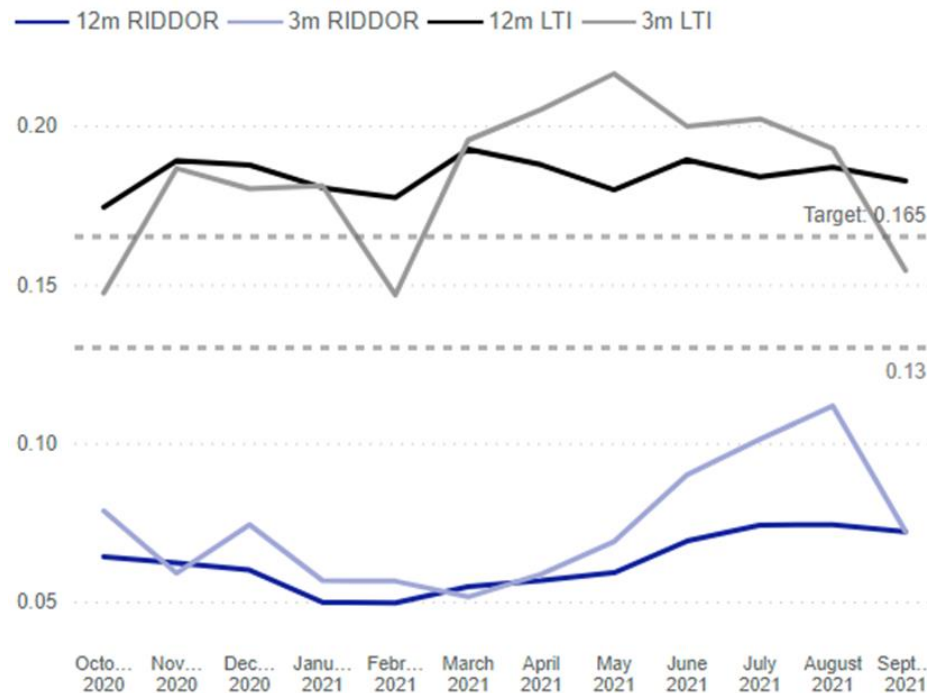
Lost Time Incidents

Directorate	In Month	Rate	3 Months	Rate	12 Months	Rate
Lower Thames Crossing	1	2.16	1	0.84		
Major Projects	3	0.21	7	0.16	28	0.15
Operations	1	0.06	8	0.15	43	0.21
Supply Chain	5	0.15	16	0.16	73	0.19

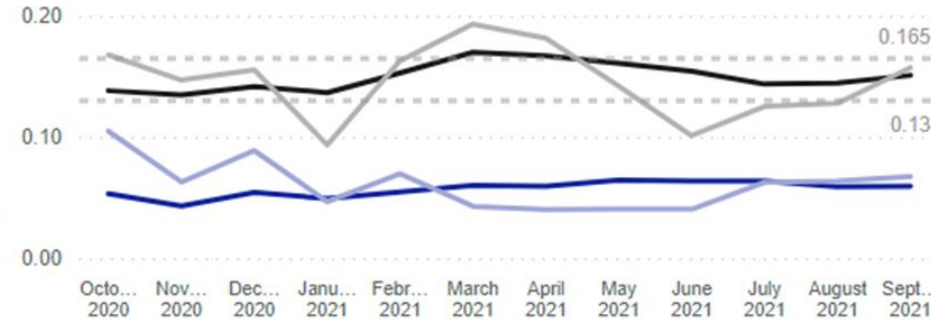
Red	Amber	Green
> 0.19	0.166-0.18	< 0.165

RAG ranges are in-line with 21/22 vesting ranges

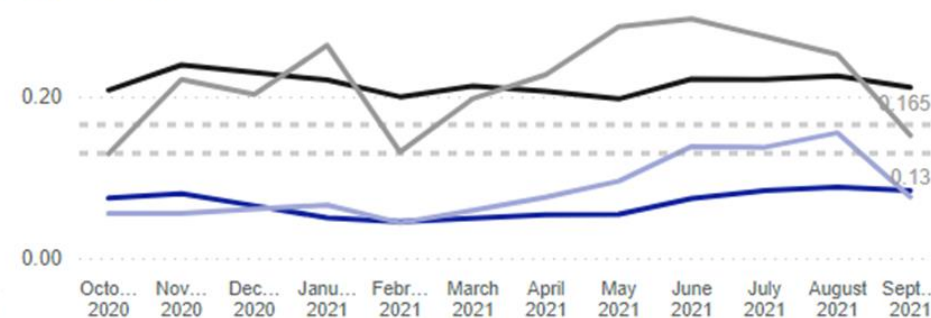
Supply Chain



Major Projects



Operations



Note: The data in the tables for the Lower Thames Crossing; is 1 and 3 month rolling data, due to the directorate change reflected in reporting from 1/11/20.

Performance by Supplier

Supplier Name	Total Hours	Lost Time Incidents	Lost Time AFR	RIDDORs	RIDDOR AFR	Utility Strikes	Utility Strike FR
Balfour Beatty	5,949,410	9	0.15	4	0.07	14	0.24
Kier	5,491,396	5	0.09	3	0.05	12	0.22
Costain	5,061,329	9	0.18	2	0.04	17	0.34
Connect Plus	2,281,380	3	0.13	2	0.09	4	0.18
BAM Nuttall	2,054,844	1	0.05	1	0.05	7	0.34
Amey	1,813,575	7	0.39	2	0.11	4	0.22
Aone+	1,776,653	1	0.06	0	0.00	1	0.06
Ringway Ltd	1,262,191	5	0.40	2	0.16	5	0.40
Chevron	858,775	3	0.35	0	0.00	0	0.00
Telent	816,359	2	0.24	1	0.12	0	0.00
Carnell Support Services Ltd	776,558	3	0.39	1	0.13	4	0.52
Skanska	689,968	1	0.14	0	0.00	1	0.14
Galliford Try	667,901	0	0.00	0	0.00	6	0.90
HW Martin Ltd	608,096	2	0.33	1	0.16	2	0.33
Aecom	516,234	1	0.19	0	0.00	0	0.00
Graham Construction	447,219	0	0.00	0	0.00	3	0.67
Volker Fitzpatrick	385,960	1	0.26	0	0.00	7	1.81
Autolink Concessionaires (A19) Ltd	382,573	1	0.26	0	0.00	0	0.00
John Sisk	367,065	0	0.00	0	0.00	2	0.54
Sir Robert McAlpine	353,511	0	0.00	0	0.00	1	0.28
Forest Support Services	350,064	1	0.29	0	0.00	0	0.00
Egis	318,707	3	0.94	1	0.31	1	0.31
Colas	311,274	3	0.96	2	0.64	1	0.32
CHC Highways	263,967	2	0.76	1	0.38	1	0.38
M J Church	225,820	1	0.44	0	0.00	7	3.10
Osborne	223,349	2	0.90	1	0.45	5	2.24
Perfect Circle	192,501	0	0.00	0	0.00	1	0.52
Aggregate Industries	138,424	0	0.00	0	0.00	1	0.72
Taylor Woodrow	126,019	1	0.79	0	0.00	1	0.79
Road Management Services	99,750	1	1.00	1	1.00	0	0.00
J McCann	72,408	0	0.00	0	0.00	3	4.14
AE Yates	72,275	0	0.00	0	0.00	1	1.38
Joe Roocroft & Sons Ltd	63,986	0	0.00	0	0.00	1	1.56
Volker Laser Ltd	36,724	1	2.72	1	2.72	0	0.00
R W Civil Engineering	34,306	1	2.91	1	2.91	0	0.00
VSL	33,614	1	2.97	0	0.00	0	0.00
Idverde	32,490	0	0.00	0	0.00	1	3.08
Arcadis	31,900	1	3.13	1	3.13	0	0.00
Mway Comms	22,767	0	0.00	0	0.00	1	4.39
Huyton Asphalt	18,326	0	0.00	0	0.00	1	5.46
RPS Group	438	1	228.31	0	0.00	0	0.00
Total	39,346,004	73	0.19	28	0.07	116	0.29

Targets

Lost Time Incident rate

Red	Amber	Green
> 0.19	0.166-0.18	< 0.165

Utility Strikes

Red	Amber	Green
> 0.48	0.19-0.47	< 0.18

Performance by Supplier across Major Projects

Directorate		Major Projects					
Function	Hours	Lost Time Incidents	Lost Time AFR	RIDDORs	RIDDOR AFR	Utility Strikes	Utility Strike FR
CIP	1,047,911	2	0.19	0	0.00	1	0.10
RIP	7,909,142	15	0.19	3	0.04	36	0.46
SMP	9,598,348	11	0.11	8	0.08	28	0.29
Total	18,555,401	28	0.15	11	0.06	65	0.35

Targets

Lost Time Incident rate

Red	Amber	Green
> 0.19	0.166-0.18	< 0.165

Utility Strikes

Red	Amber	Green
> 0.48	0.19-0.47	< 0.18

Directorate		Major Projects					
Function	Hours	Lost Time Incidents	Lost Time AFR	RIDDORs	RIDDOR AFR	Utility Strikes	Utility Strike FR
CIP	1,047,911	2	0.19	0	0.00	1	0.10
RIP	7,909,142	15	0.19	3	0.04	36	0.46
RIP North	4,883,169	8	0.16	1	0.02	19	0.39
Midlands	1,344,694	2	0.15	0	0.00	7	0.52
North West	1,275,100	2	0.16	1	0.08	2	0.16
Yorkshire and North East	2,263,375	4	0.18	0	0.00	10	0.44
RIP South	3,025,973	7	0.23	2	0.07	17	0.56
East	791,707	1	0.13	0	0.00	2	0.25
South East	1,446,411	2	0.14	1	0.07	11	0.76
South West	787,855	4	0.51	1	0.13	4	0.51
SMP	9,598,348	11	0.11	8	0.08	28	0.29
Total	18,555,401	28	0.15	11	0.06	65	0.35

Performance by Supplier across Operations

Directorate	Operations						
Regions	Total Hours	Lost Time Incidents	Lost Time AFR	RIDDORs	RIDDOR AFR	Utility Strikes	Utility Strike FR
South East	4,269,737	4	0.09	3	0.07	11	0.26
Midlands	3,830,079	9	0.23	3	0.08	9	0.23
East	3,193,018	7	0.22	3	0.09	3	0.09
Yorkshire and North East	3,057,987	4	0.13	1	0.03	3	0.10
North West	2,544,762	8	0.31	4	0.16	7	0.28
South West	2,203,835	9	0.41	2	0.09	16	0.73
National	1,226,903	2	0.16	1	0.08	0	0.00
Total	20,326,321	43	0.21	17	0.08	49	0.24

Targets

Lost Time Incident rate

Red	Amber	Green
> 0.19	0.166-0.18	< 0.165

Utility Strikes

Red	Amber	Green
> 0.48	0.19-0.47	< 0.18

Directorate	Operations						
Regions	Total Hours	Lost Time Incidents	Lost Time AFR	RIDDORs	RIDDOR AFR	Utility Strikes	Utility Strike FR
South East	4,269,737	4	0.09	3	0.07	11	0.26
DBFO - M25 (Area 5)	2,281,380	3	0.13	2	0.09	4	0.18
Area 3	1,049,509	0	0.00	0	0.00	5	0.48
Area 4	713,905	1	0.14	1	0.14	2	0.28
M20 Quick Moveable Barrier Project	178,002	0	0.00	0	0.00	0	0.00
RTMC: M25 Regional Technology Contract	24,905	0	0.00	0	0.00	0	0.00
RTMC: South East Regional Technology Contract	22,036	0	0.00	0	0.00	0	0.00
Midlands	3,830,079	9	0.23	3	0.08	9	0.23
Area 9	2,252,150	2	0.09	0	0.00	4	0.18
Area 7	1,522,228	6	0.39	2	0.13	5	0.33
DBFO - A50 / A564 Stoke to Derby	55,701	0	0.00	0	0.00	0	0.00
Yorkshire and North East	3,057,987	4	0.13	1	0.03	3	0.10
Area 12	1,685,072	1	0.06	0	0.00	1	0.06
Area 14	787,468	2	0.25	1	0.13	2	0.25
DBFO - A168 / A19 Dishforth to Tyne Tunnel	382,573	1	0.26	0	0.00	0	0.00
DBFO - A1 Darrington to Dishforth	84,684	0	0.00	0	0.00	0	0.00
DBFO - M1 - A1 Link Road	49,023	0	0.00	0	0.00	0	0.00
North East Tech Mac Contract	38,668						
DBFO - A69 Carlisle to Newcastle	30,319	0	0.00	0	0.00	0	0.00
Newport (Hull) Maintenance Compound Construction	180						

Performance by Supplier across Operations (continued)

Directorate	Operations						
Regions	Total Hours	Lost Time Incidents	Lost Time AFR	RIDDORs	RIDDOR AFR	Utility Strikes	Utility Strike FR
East	3,193,018	7	0.22	3	0.09	3	0.09
Area 6 & 8	2,758,636	3	0.11	1	0.04	2	0.07
DBFO - M40 J1-15 Denham to Warwick (area 30)	318,707	3	0.94	1	0.31	1	0.31
DBFO - A419 / A417 Swindon to Gloucester	55,094	0	0.00	0	0.00	0	0.00
DBFO - A1(M) Alconbury to Peterborough	44,656	1	2.24	1	2.24	0	0.00
RTMC: East Regional Technology Contract	15,925	0	0.00	0	0.00	0	0.00
North West	2,544,762	8	0.31	4	0.16	7	0.28
Area 10	1,607,879	5	0.31	2	0.12	4	0.25
Area 13	934,025	3	0.32	2	0.21	3	0.32
RTMC: North West Regional Technology Contract	2,858						
South West	2,203,835	9	0.41	2	0.09	16	0.73
Area 1 & 2	2,022,472	9	0.44	2	0.10	16	0.79
Severn Bridge	80,328	0	0.00	0	0.00	0	0.00
DBFO - A30 / A35 Exeter to Bere Regis	51,184	0	0.00	0	0.00	0	0.00
RTMC: South West Regional Technology Contract	32,170	0	0.00	0	0.00	0	0.00
Severn Bridge Maintenance Unit	17,681	0	0.00	0	0.00	0	0.00
National	1,226,903	2	0.16	1	0.08	0	0.00
NRTS - National Roads Telecommunications Services	744,199	2	0.27	1	0.13	0	0.00
Highways England TFM	295,035						
Redflex Speed Cameras	75,333						
NGVR National - Next Generation Vehicle Recovery	60,887	0	0.00	0	0.00	0	0.00
Property Management, Enquiries, Sales & Estates	27,321	0	0.00	0	0.00	0	0.00
National Expert Control Room Tech Support -NECoRTS	22,378						
HE Noise Insulation Project	1,750						

Targets

Lost Time Incident rate

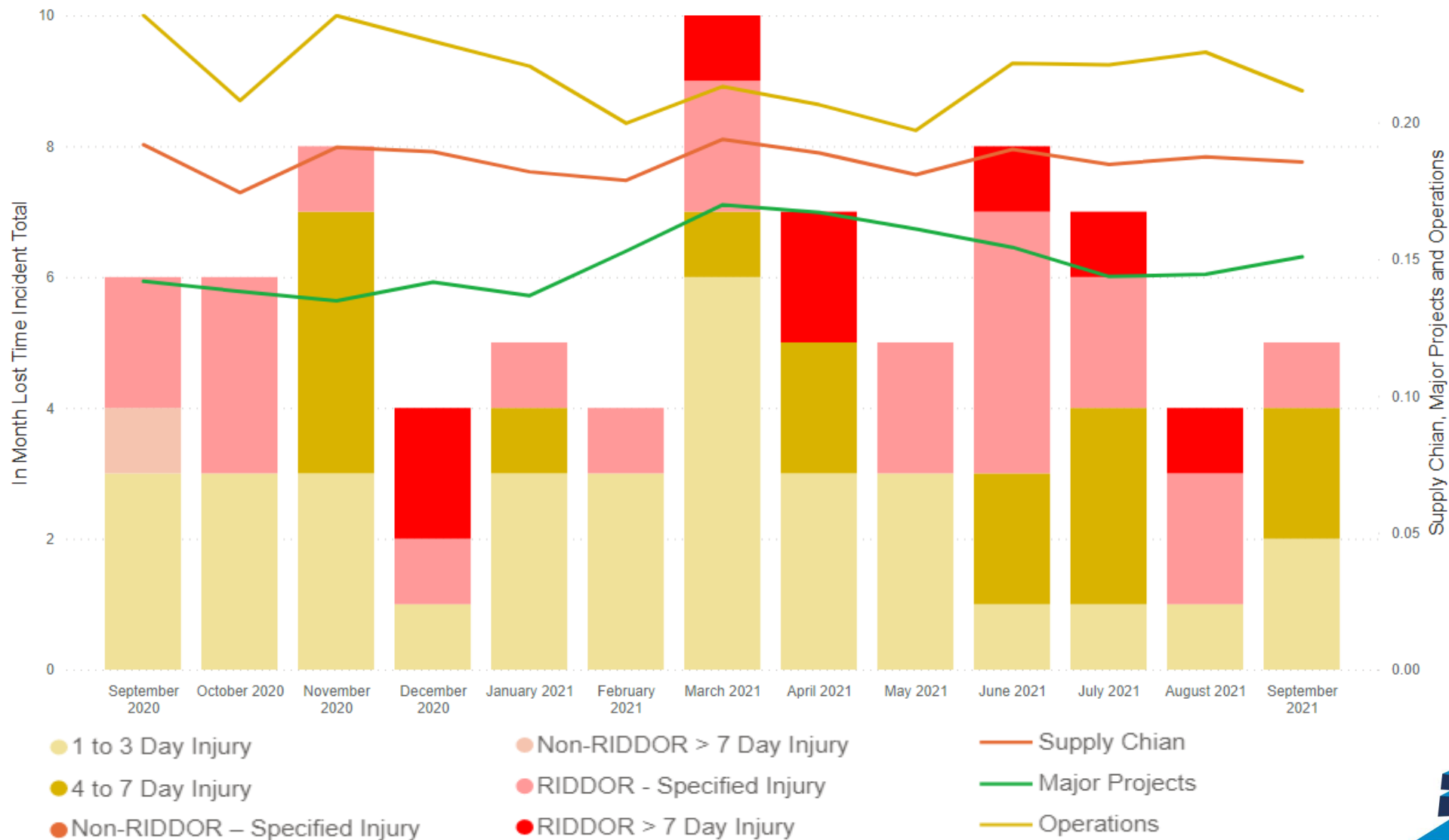
Red	Amber	Green
> 0.19	0.166-0.18	< 0.165

Utility Strikes

Red	Amber	Green
> 0.48	0.19-0.47	< 0.18

Lost Time Incidents recorded by Supplier

Supply Chain Lost Time Incident Rate and Event Type

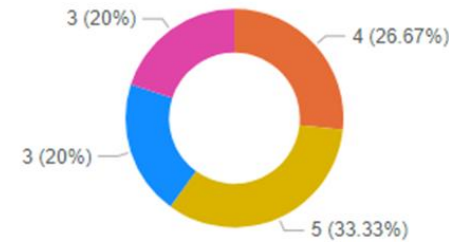


Utility Strikes recorded by Supplier

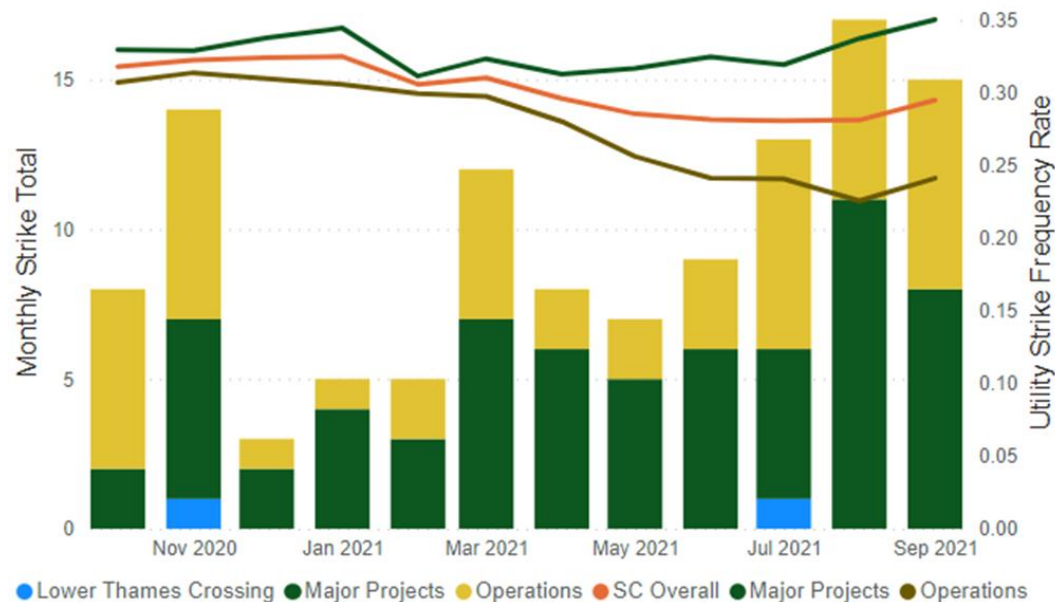
Directorate	Infrastructure Asset	Near Miss	Undesired Circumstance	Total
Lower Thames Crossing	2		0	2
Major Projects	65	3	3	71
Operations	49	2	1	52
Supply Chain	116	5	4	125

Directorate	12m Rate	Other Cables/Pipelines	Electricity	Water	Gas	CCTV	Total
Lower Thames Crossing		0	0	1	1	0	2
Major Projects	0.35	21	25	12	1	5	65
Operations	0.24	17	26	5	0	1	49
Supply Chain	0.29	38	51	18	2	6	116

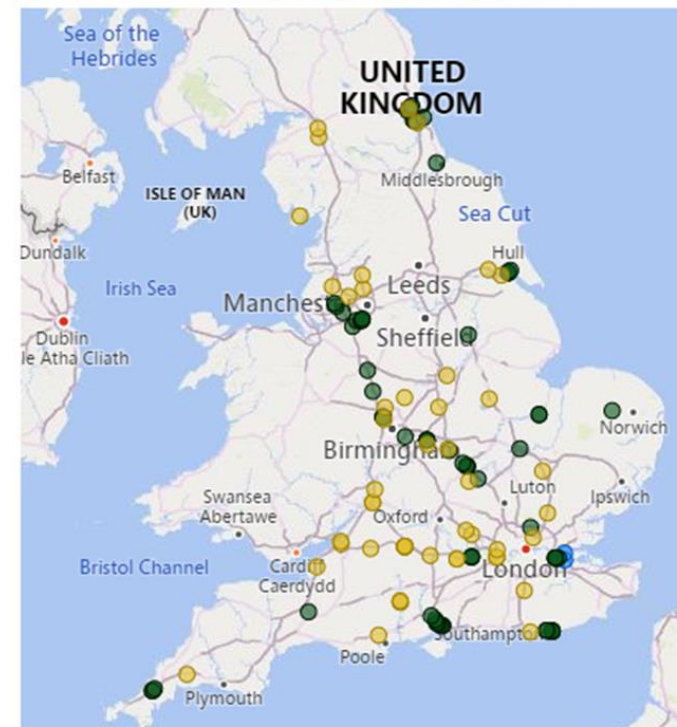
In Month Strikes ● Other Cable... ● Electricity ● Water ● Gas ● CCTV



Utility Strikes Reported per Month and Frequency Rates



● Lower Thames Crossing ● Major Projects ● Operations



Summary of Significant Supply Chain Incidents reported

Major projects - RIDDOR Specified Injury		Airsweb ref: 143430
Regional Investment Programme (South), A30, Chiverton to Carland Cross - Off network	An operative of a 9 tonne dual view dumper was attempting to tip a skip of shale onto a shale stockpile. As the dumper ascended the topsoil stockpile (located in front of the shale stockpile), the right-hand side wheels of the dumper sank into and slipped down the side of the topsoil stockpile, causing the dumper to overturn onto its righthand side. The operator of the dumper sustained an impact with the inside of the cab as the dumper came to rest on its side. The operator suffered a break in the right-hand radius bone close to the wrist.	
20/09/2021		
Plant failure, damage or unsafe conditions		
Contractor: Costain		
Employer: Costain		

Major Projects - 1-3 day Lost Time Incident		Airsweb ref: 143514
Regional Investment Programme - South West, A358 Taunton to Southfields	An operative was hand digging at a borehole location to enable the installation of small timber post and rail fence around a long term monitoring borehole. Whilst digging the operative felt a twinge in his back (upper back – just below shoulder blades), but carried on as he felt the pain might ease with time. The severity of the pain increased and the operative was unable to complete any further manual handling tasks.	
22/09/2021		
Injured while handling - Lifting or Carrying		
Contractor: Taylor Woodrow		
Employer: Taylor Woodrow		

Lower Thames Crossing - 1-3 day Lost Time Incident		Airsweb ref: 143741
Lower Thames Crossing, Land Parcel 54 near Chadwell St. Mary, Essex.	As the operative exited a mobile welfare unit on site, he rolled his ankle on rubber track matting, which had been laid around the carparking and modular units. As their foot made contact with the ground the operative rolled their ankle and fell, sustaining a soft tissue injury (sprain).	
26/09/2021		
Fell, slipped, or tripped on same level		
Contractor: Balfour Beatty		
Employer: H & M Security		

RIDDOR

LTI

LTI

SIGNIFICANT INCIDENTS

Summary of Significant Supply Chain Incidents reported

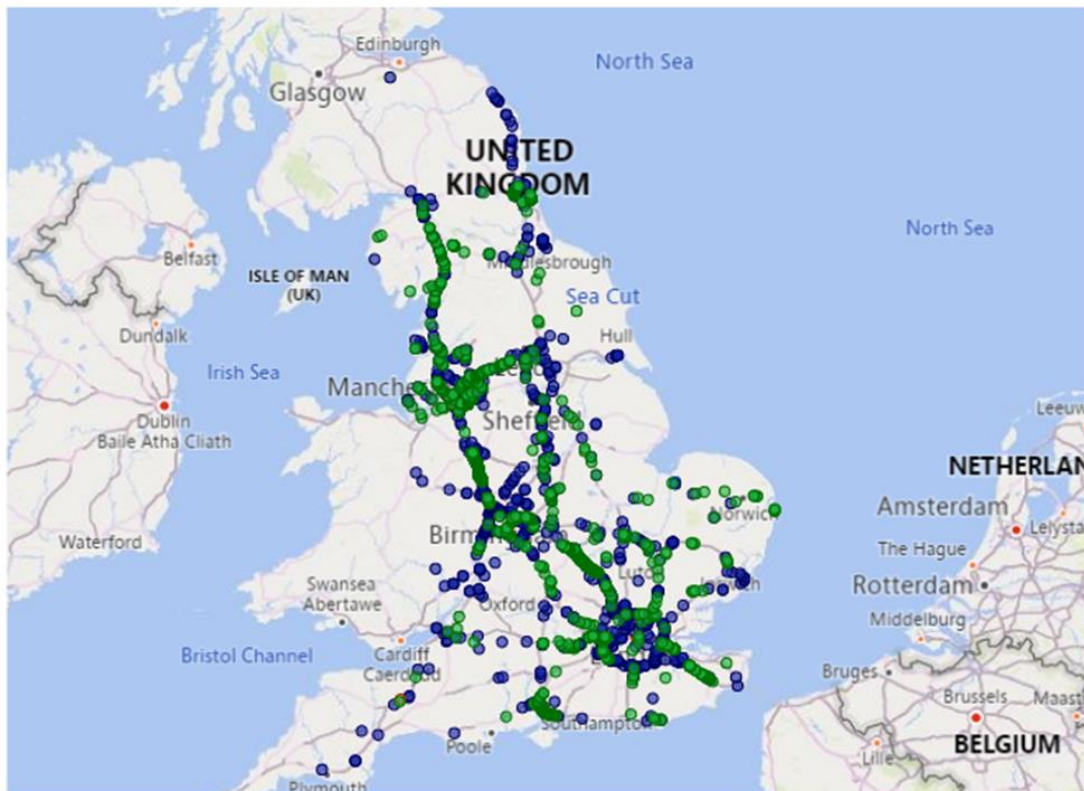
Major Projects - 1-3 day Lost Time Incident		Airsweb ref: 143878
Smart Motorway Programme, M1 J13-16	Whilst mixing some resin in a bucket some splashed a worker on the forehead. Some of the resin ran down behind their safety glasses getting in to their left eye. First aid treatment involved washing the worker's eyes. Subsequently taken to hospital to get checked out. The operative has been given eye drops and advised to stay away from dusty environments.	
27/09/2021		
Person exposed to harmful substance		
Contractor: Costain		
Employer: Costain		

Operations - 4-7 day Lost Time Incident		Airsweb ref: 144039
South West region, A38 East Bound.	Ainsty Timber Marketing Ltd (ATM) were undertaking vegetation clearance, chain saw stump clearance and debris clearance with the use of petrol driven blowers within a lane one closure on the A38. At approximately 03:00 they were in the process of using the blower to tidy up the road ready for reopening when a Forest Support Services traffic management vehicle entered the closure where they were working. There was an altercation between the ATM operative and the traffic management contractor about cones being moved into the live lane. The traffic management contractor moved the cones back in place and drove off, striking the ATM operative.	
28/09/2021		
Incursion; Intentional - to seek information.		
Contractor: Forrest Support Services		
Employer: Ainsty Timber Marketing Ltd		



Vehicle incursions into roadworks

● Asset Security or Personal Security ● Near Miss ● Personal Illness or Injury ● Undesired Circumstance



Directorate	July 2021	August 2021	September 2021	Total
Major Projects	221	198	285	704
Near Miss	9	3	5	17
Personal Illness or Injury	1			1
Undesired Circumstance	211	195	280	686
NH Office	1	2	2	5
Near Miss	1	1	2	4
Undesired Circumstance		1		1
Operations	84	62	50	196
Near Miss	59	38	35	132
Personal Illness or Injury			1	1
Undesired Circumstance	25	24	14	63
TO/ROC	38	37	37	112
Near Miss	22	29	27	78
Personal Illness or Injury	1			1
Undesired Circumstance	15	8	10	33
Total	344	299	374	1017

Directorate	Site/Project	Date	Event Subtype	Description of the Event
Operations	Area 1 & 2	28 September	4 to 7 Day Injury	A "Forest" Traffic management (TM) operative entered the lane closure, at speed, near to the area the IP was blowing wood chip debris onto the verge. The operatives were not working directing at the lane closure entrance or exit. The "Forest" Traffic management (TM) operative approached IP, shouting and being verbally abusive. The TM operative proceeded kick a traffic cone from the live lane back towards the lane closure. The TM operative then returned to his vehicle, the IP followed asking what the issue was, at which point the TM operative had closed the driver's door and proceeded to pull back into the live lane striking the IP in the process.

Impact Protection Vehicle (IPV) Strikes

● Asset Security or Pe... ● Near Miss ● Personal Illness ... ● Undesired Ci...



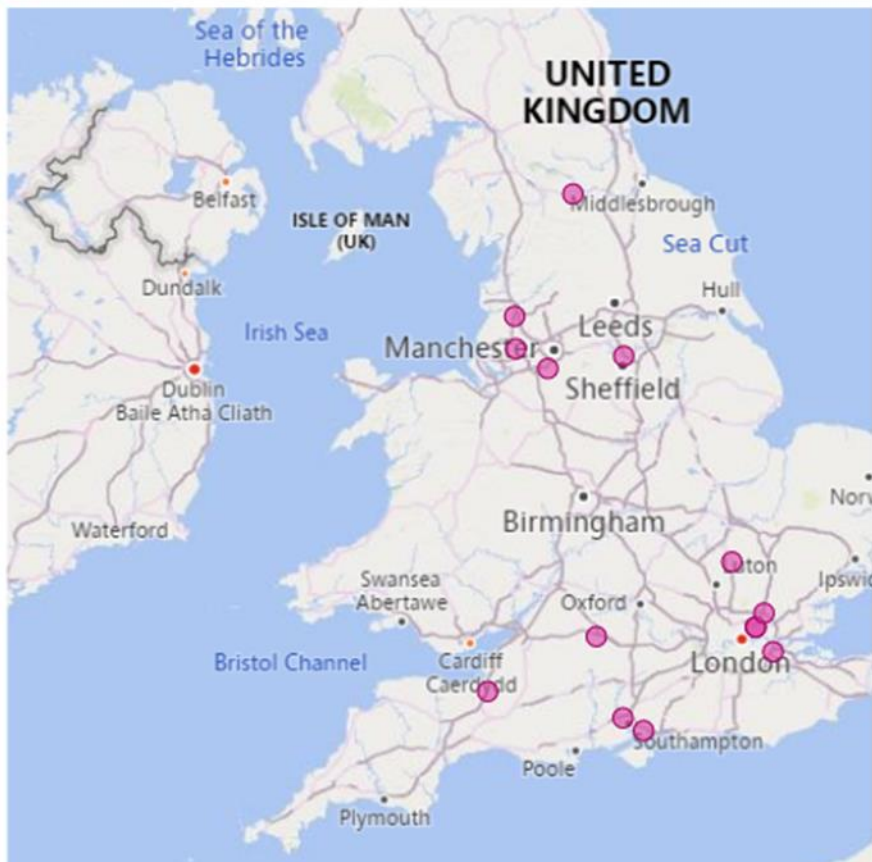
Directorate	July 2021	August 2021	September 2021	Total
TO/ROC	1			1
Undesired Circumstance	1			1
Operations	2	1	2	5
Near Miss	1	1	2	4
Personal Illness or Injury	1			1
Total	3	1	2	6

Directorate	Site/Project	Date	Event Subtype	Description of the Event
Operations	Area 6 & 8	29 September	High Potential non-RIDDOR intervention by person	HGV impacted IPV
Operations	Area 6 & 8	8 September	High Potential non-RIDDOR intervention by person	<p>SCP Palmers working on behalf of Ringway were carrying out a mobile lane closure in lane one in a three lane section of carriageway for gully cleaning when an LGV swerved whilst in lane one to avoid the stationary IPV, the lorry unit missed the IPV but the trailer managed to make contact with the cushion causing minor damage to the rear lights and the cushion.</p> <p>The LGV did not stop and continued its journey Palmers IPV has rear and front facing CCTV cameras which will review to ascertain the LGV registration number and this will be shared/reported to Essex police along with the footage.</p>

Map displays the previous 12 months events.

Infrastructure Incidents including Bridge Strikes

● Infrastructure Asset



Directorate	July 2021	August 2021	September 2021	Total
Operations		3		3
Infrastructure Asset		3		3
TO/ROC	1		1	2
Infrastructure Asset	1		1	2
Major Projects	1			1
Infrastructure Asset	1			1
Total	2	3	1	6

Directorate	Site/Project	Date	Event Subtype	Description of the Event
TO/ROC	Outstation - Dartford	7 September	Structural Damage	There is a sign saying weak bridge vehicles over 80t to straddle green lines for 500 yards on both carriageways. When I deploy a rolling road and stop traffic it is likely that weight far in excess of 80T will be on this weak bridge that the M25 crosses.

Map displays the previous 12 months events

Site Inspections undertaken in September 2021

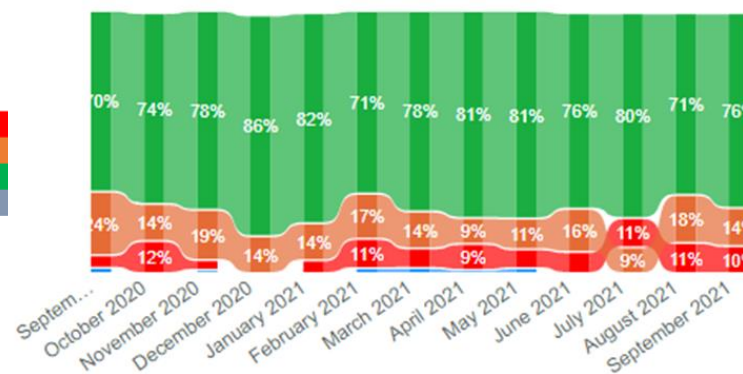
Directorate	In Month Inspections	Red	Amber	Green	Blue	Actions Raised
Operations	23	0	28	546	0	4
Major Projects	15	22	32	171	0	55
Total	38	22	60	717	0	58

Key to non-conformance RAG status:

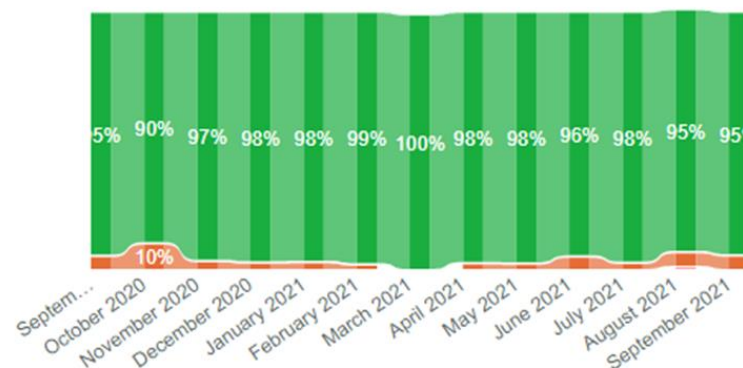
Red	Non-conformance with legislation or Raising the Bar (RtB) requirements
Amber	RtB requirements not adopted everywhere on site or in full, and negative observation
Green	Positive observation relating to management of top risks
★	Exceptional performance or new initiative not widely used on another site

Score Directorate	Red		Amber	
	Identified	Actions	Identified	Actions
Major Projects	22	20	32	29
Housekeeping	3	2	4	3
Lifting Operations	1	1		
Management Arrangements	5	5	13	13
Management of Traffic, Mobile Plant and Vehicles	3	3	10	8
Occupational Health	2	2		
Office / Welfare Facilities	1	1	1	1
Work at Height and Associated Activities	7	6	2	2
Workforce Communication			2	2
Operations			28	3
Documentation			3	
Electrical Safety			1	
Housekeeping			12	
Lifting Operations			1	
Management Arrangements			3	1
Management of Traffic, Mobile Plant and Vehicles			2	
Occupational Health			1	
Office / Welfare Facilities			1	
Workforce Communication			4	2
Total	22	20	60	32

Major Projects Finding Percentages



Operations Finding Percentages



- **Roads Policing Review** – Nick Harris wrote in his [blog](#) about a successful meeting with Chief Constable Jo Shiner of Sussex Police (the national lead for roads policing), the Home Office and Department for Transport about the Roads Policing Review and improving driver behaviour on the SRN. It marked the start of a new relationship, working more closely together to do great things for safety across our network. The review is looking at how the road network in England and Wales is governed and policed. Alongside the Department for Transport (DfT) and the Home Office, we've been at the forefront of exploring ways of improving safety and reducing the number of people killed and seriously injured on our Strategic Road Network. In 2019, the DfT set out a new collaborative approach to roads policing in its Road Safety Statement. Its goals included a single governance structure for policing the roads, policing informed by evidence and the use of appropriate technology. The focus is on looking for ways for all partners to work better together through a Policing the Roads Strategic Framework that delivers results on the ground. On September 15th, an [intranet piece](#) went live explaining 'why this meeting matters so much to us'.
- We attended the **Commercial Vehicle Show** (31 August and 2 September 2021), the **Health and Safety event** (7-9 September) and the **Emergency Services Show** (7-8 September). We spoke with over 500 visitors at the Commercial Vehicle Show and Emergency Services Show combined and delivered presentations at the Health and Safety event. We found the events wholly enjoyable and valuable; we received excellent feedback around a number of our initiatives including the Van Driver Toolkit, CALMDriver and Operation Tramline. There was also excellent support from a number of key industry suppliers – including Leaseplan and Arval – to assist in passing our messages to their customers. CVIP Team Leader, Mark Cartwright, also spoke at the FN200 event in Leeds recently. FN200 is an informal grouping of the 200 largest van and car fleet operators in the UK facilitated by Fleet News magazine (which guarantees press coverage!). Mark spoke about our existing activities as well as some of our planned initiatives. There was solid support from the operators involved who are keen to learn more and become more involved with National Highways and DfBB.
- Our **Operation Tramline** HGV cabs were used as part of a multi-agency Week of Action on the M6, aimed at reducing incidents and highlighting the risks of dangerous driving. **Operation Vertebrae** partners included The Driver and Vehicle Standards Agency, The Health and Safety Executive, Home Office, HM Revenue and Customs, North West Commercial Vehicle Unit and six police forces operating five HGV cabs up and down the M6. The campaign stopped 594 vehicles and identified 633 offences including; a driver reversing back along a live lane, no insurance or licence offences, seat-belt offences, and 92 mobile phone offences. The number of incidents reduced during the campaign from 1,301 the week before to 1,287 while the number of traffic collisions fell 17% from 71 to 59. Media coverage during the campaign picked up 588 articles with **a reach of over 2 billion people** (2,212,374,000 to be exact). Coverage and media platforms were identified in US media, India, Ireland, Canada, Australia, New Zealand and Poland.

A national approach to a safer road network



Sep 15, 2021

Chief Executive Nick Harris wrote in his blog this week about a recent meeting with Sussex Police Chief Constable Jo Shiner - the national lead for roads policing - the Home Office and Department for Transport about the Roads Policing Review.

[More](#)



Upon opening the curtains of this vehicle both Cheshire police and the driver were shocked that some parcels fell from the vehicle. Also found to have cord exposed on a tyre. Vehicle prohibited & driver prosecuted.

- We have joined forces with Devon and Cornwall police and Vision Zero South West on a joint project which provides organisations based in the South West with **dashcams to support road safety enforcement**. Organisations including South West Water, Live West and the RNLI have already signed up to the scheme which has been jointly funded by National Highways and the Office of the Police and Crime Commissioner for Devon, Cornwall and the Isles of Scilly – both of whom are members of the Vision Zero South West Partnership. Footage captured on the dashcams will be used to assist Devon and Cornwall Police's Operation Snap, a scheme which allows members of the public to upload video footage of road traffic collisions as well as illegal or dangerous driving. The idea of the dashcam project is to ensure there are more eyes on the road to enforce the message that dangerous or illegal driving will not be tolerated on Devon and Cornwall's roads. This project launched on the 13 September and the press release can be found [here](#) which has generated various news articles.
- We have been working on the development of a **mobile Tyre Safety station** which measures tyre pressure, tread depth (coming soon) & axle weight. The calibrated technology requires the driver to simply drive-through the station at normal depot speed, completing an inspection in less than 6 seconds. It then sends the results to designated transport personnel and management team via email or can be viewed via a web portal. So far, the technology has been used within our supply chain and 9,397 reportable vehicles have driven through the mobile station, 37,628 tyres received a tyre pressure safety check & 1,540 axles have been weighed. In our pursuit to reduce tyre related incidents on the SRN the mobile station will be used by other van operators including final mile operators. Click on the link to see our mobile station in action – see [video](#). For further information or to make a booking please contact IncidentPrevention@highwaysengland.co.uk
- DfBB - For the last two years the HSE and DfT have been revising the guidance for employers on managing driving for work. Formerly known as INDG382, the updated guidance is now available through the Health and Safety Executive's website (<https://www.hse.gov.uk/roadsafety/>). Driving for Better Business launched the new guidance at the Health and Safety Show in September alongside the HSE and DfT. The Driver Safety Zone was new to the show this year and the DfBB Team were proud to have initiated and delivered the very first over a successful 3 days. DfBB launched the **Rail Industry Gateway** on the website this month providing a single access for the sector which also includes links to the Rail Industry Road Risk Charter and key information on managing WRRR within the rail industry from the Rail Safety and Standards Board (RSSB). Working closely with the RSSB all businesses currently operating in the rail industry will need to demonstrate that they manage occupational road risk effectively, whether they are a train operating company, freight operating company, infrastructure manager or contractor, rail vehicle manufacturer and supplier to any of these.



A driver has a near-miss with an oncoming vehicle in Newquay after attempting a dangerous overtake.
Credit: Vision Zero South West Partnership



Department
for Transport

We wholeheartedly support the National Highways Driving for Better Business programme, which will go a long way to promoting safer driving for those that need to drive for their work.

We also welcome the rail industry's commitment to work with the Programme to improve business' work-related road safety.

Baroness Vere
Parliamentary Undersecretary of State
Department of Transport



ORR
OFFICE OF
RAIL AND ROAD

The ORR believes that the adoption of this Charter by the Industry and its supply chain will be an important step forward in the control of this significant safety risk. The ORR supports this Charter and encourages the wider industry to take up the opportunity to collaborate, share knowledge and good practice, and to increase their effectiveness in the management of occupational road risk.

Ian Prosser
HM Chief Inspector of Railways
Office of Rail and Road

- Kent County Council Vision Zero Road Safety Strategy Launch** - On Wednesday 15th September KCC launched their new Road Safety strategy at Manston Airport. Attended by Baroness Vere, the keynote speech was given by Prince Michael of Kent. National Highways presented alongside Dr Suzy Charman and Dr Ruth Purdie and many others. Prince Michael stated that he was delighted that “the Driving for Better Business Programme is at the heart of the road safety strategy for Kent”. The Launch took place on the third day of Project Edward 2021 and the theme for this year was ‘Fit for the Road’. Whilst only one day of this was dedicated to work-related road risk the remainder of the week had a strong focus on work journeys and in particular vans. Prince Michael added his support by signing the Project Edward banner.
- Our Regional Safety Coordinators** continue to deliver a range of activities, including the Project Edward Media launch 13th September at Marsh Mills in Plymouth - attended by our Road Safety partners Vision Zero and the Police and Crime Commissioner Alison Hernandez. This continued to Taunton Dean services to join with Avon and Somerset Police and Somerset Road Safety for an additional media launch to raise awareness of Project Edward. The Project Edward lead then went out in NH Tramline cabs on Tuesday 14th September in the Wiltshire policing area. In addition, we have had Operation Peninsula taking place across the South West covering the M5 and the M4 with all the region’s forces taking part. We also attended Truckfest in the South West attracting 4148 visitors to our stand. We assisted at Silverstone for Moto GP weekend 27-29th August and British Superbikes weekend of 10-12th September where our stand featured the Tramline cab and traffic officer vehicles as well as promoting Bikesafe with Ducati sponsored police liveried bikes. National Highways work in partnership with Northants Police, Warwickshire Police & Mid Beds District Council where the new ‘Carol’ car simulator was utilised at Moto GP. Other partners involved were Doc Bike and Fire Bike.
- On World Suicide Prevention day, 10 September**, we launched our new Suicide Prevention Regional Engagement Guidance. The new guidance aims to support regional teams to work with local agencies and partners to better understand the suicide risk factors within their areas and to inform wider community-based interventions. The guidance has been written in partnership with Samaritans to provide information and resources to confidently engage with stakeholders and support a community-based approach. The guidance helps the reader to think about high-risk groups, frequently -used locations, where to access data, understand who is responsible for suicide prevention in a local setting, how to join a multi-agency group and different approaches to interventions. In partnership with Samaritans we will be holding two seminars in September to support the launch of the guidance, providing an opportunity to share the content and discuss how it can be applied in the business.



Health Safety & Wellbeing team

- **Safety Alerts:** There have been **3** Safety Alerts issued in the month of September:
 - NHa268 - National Highways for Information Safety Alert - Contact with overhead electric cables
 - NHa269 - National Highways for Information Safety Alert - Cropped pile cap rolled into live carriageway
 - NHa270 - National Highways for Information Safety Alert - Drone Incident