

September 2022 Summary Health Safety & Wellbeing Performance Report

Board Sponsor: Lawrence Gosden
Executive Sponsor: Mike Wilson
Author: Melanie Clarke

Executive Summary

TARGETS



All data included within this report is up to date as of **4 October 2022**. This performance report is provided to assist the Board and Executive to fulfil their leadership and management responsibilities in respect of health and safety. All incidents within the report have been reviewed by the Health, Safety & Wellbeing Division.

Hours worked

Lower Thames Crossing			
865,920	-3.85%	73,812	5.07%
12 Month Total	12 Month Change	Current Month	Current Month Change
Major Projects			
16,556,936	-3.52%	1,077,798	-13.04%
12 Month Total	12 Month Change	Current Month	Current Month Change
Operations			
19,823,304	-1.52%	1,539,781	-4.30%
12 Month Total	12 Month Change	Current Month	Current Month Change

Please note: Incidents move out of scope once the duration of 12 months has passed. For example, if an incident occurs in January, it will remain within the frequency rate until December. The following month, it will move out of scope, for rate calculations.

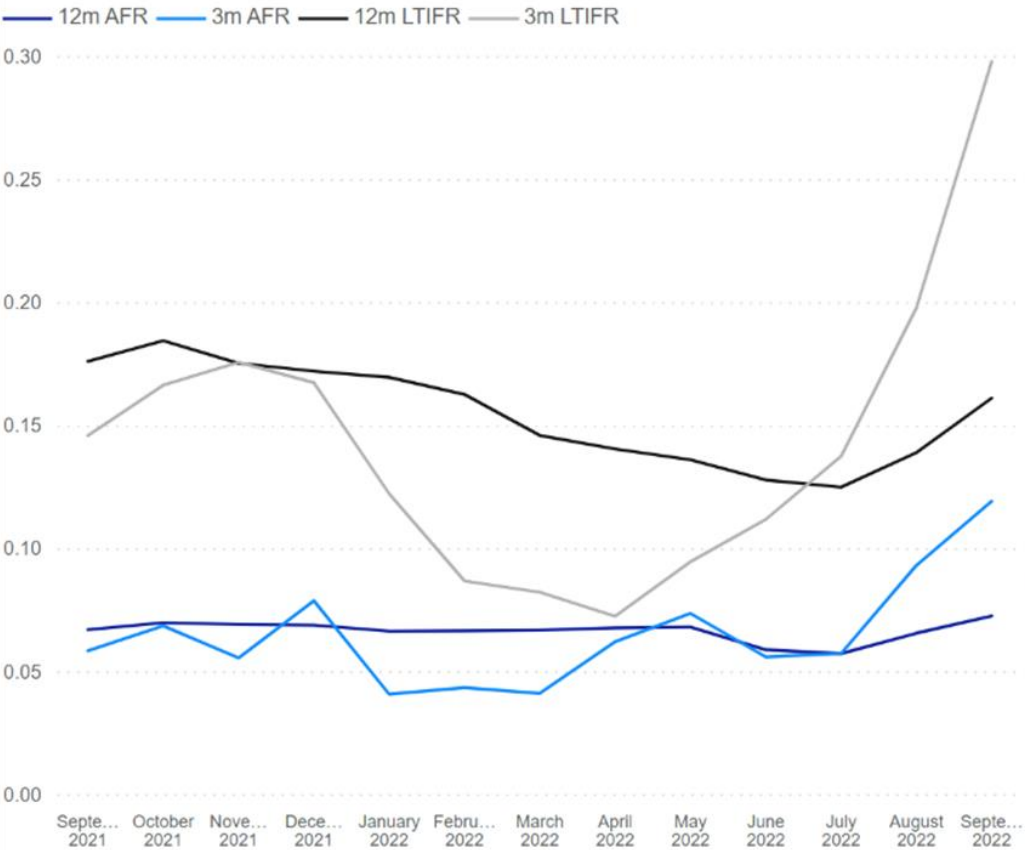
RIDDORs

Directorate	In Month	Rate	3 Month	Rate	12 Month	AFR
Lower Thames Crossing	0	0.00	0	0.00	0	0.00
Major Projects	1	0.09	3	0.08	9	0.05
Operations	2	0.13	7	0.15	18	0.09
Supply Chain	3	0.11	10	0.12	27	0.07

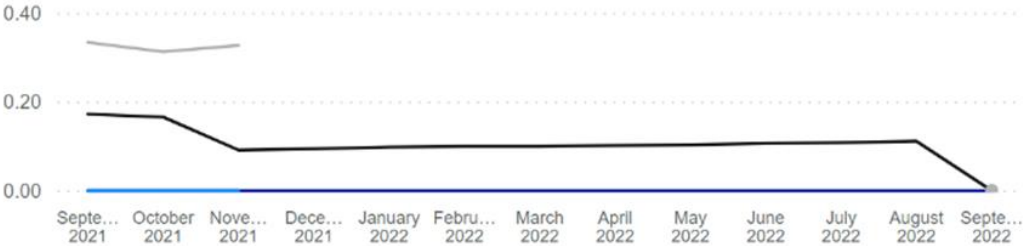
Lost Time Incidents

Directorate	In Month	Rate	3 Month	Rate	12 Month	
Lower Thames Crossing	0	0.00	0	0.00	0	0.00 ✓
Major Projects	2	0.19	5	0.14	17	0.10 ✓
Operations	10	0.65	20	0.43	43	0.22 ✗
Supply Chain	12	0.45	25	0.30	60	0.16 ✗

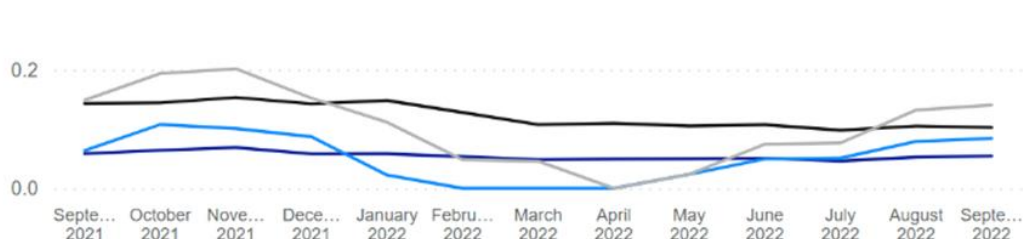
Supply Chain



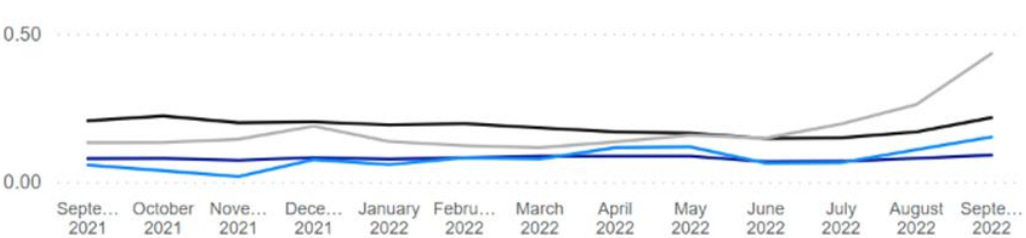
Lower Thames Crossing



Major Projects



Operations






Red ✗	Amber !	Green ✓
≥0.16	0.15-0.16	≤ 0.15






Supplier	Total Hours	Lost Time Incidents	Lost Time Rate	RIDDORs	AFR	Service Strikes	Service Strike Rate
Costain	4,917,612	5	0.10	3	0.06	4	0.08
Kier	4,413,930	2	0.05	1	0.02	2	0.05
Balfour Beatty	3,547,269	3	0.08	2	0.06	6	0.17
Amey	2,881,058	11	0.38	4	0.14	2	0.07
Connect Plus	2,525,900	7	0.28	4	0.16	0	0.00
BAM Nuttall	1,275,749	2	0.16	0	0.00	0	0.00
Ringway Ltd	1,220,805	5	0.41	2	0.16	5	0.41
Galliford Try	1,093,395	2	0.18	1	0.09	2	0.18
Chevron	1,061,179	4	0.38	1	0.09	1	0.09
Skanska	860,754	1	0.12	0	0.00	0	0.00
Telent	777,228	1	0.13	0	0.00	0	0.00
Morgan Sindall	577,025	1	0.17	0	0.00	0	0.00
Tarmac	554,746	1	0.18	1	0.18	0	0.00
Aone+	519,556	1	0.19	0	0.00	0	0.00
Carnell Support Services Ltd	499,196	0	0.00	0	0.00	2	0.40
Graham Construction	464,671	0	0.00	0	0.00	3	0.65
Volker Fitzpatrick	378,759	1	0.26	1	0.26	3	0.79
Sir Robert McAlpine	375,583	1	0.27	0	0.00	0	0.00
Egis	338,901	1	0.30	1	0.30	0	0.00
AE Yates	250,353	0	0.00	0	0.00	1	0.40
Autolink Concessionaires (A19) Ltd	234,103	2	0.85	0	0.00	0	0.00
Arcadis	192,158	0	0.00	0	0.00	1	0.52
Eurovia UK	178,548	0	0.00	0	0.00	1	0.56
Road Management Services	106,473	1	0.94	1	0.94	0	0.00
Dyer and Butler	90,541	0	0.00	0	0.00	2	2.21
Joe Roocroft & Sons Ltd	89,383	2	2.24	2	2.24	0	0.00
ATM (Ainsty Timber Marketing Ltd)	88,956	2	2.25	1	1.12	0	0.00
Farrans	82,675	0	0.00	0	0.00	2	2.42
FM Conway	66,450	0	0.00	0	0.00	1	1.50
HW Martin Ltd	58,286	0	0.00	0	0.00	3	5.15
R W Civil Engineering	52,992	0	0.00	0	0.00	1	1.89
J McCann	51,509	0	0.00	0	0.00	2	3.88
Barrier Services	34,181	1	2.93	1	2.93	0	0.00
Interserve	30,822	0	0.00	0	0.00	1	3.24
*	20,582	2		1			
Green Valley Arborists	10,495	1	9.53	0	0.00	0	0.00
** National Highways	3,829					1	
Total	29,925,652	60	0.20	27	0.09	46	0.15

Targets

Lost Time Incidents

Red 	Amber 	Green 
≥0.16	0.15-0.16	≤ 0.15

Service Strikes

Red 	Amber 	Green 
≥0.25	0.15-0.25	≤ 0.15

* The relevant project teams have been made aware that 2 Lost Time Incidents, 1 of which is a RIDDOR reportable event, need to be assigned to a supplier within the HART records. These events are; 132390 on the M4 J3 to12 Smart Motorway project & 133172 in Area 7.

** The Service Strike has incorrectly been assigned to National Highways, within the HART record. This was corrected after this report produced and will be assigned to Chevron from next months reporting cycle.

Programme	Total Hours	Lost Time Incidents	Lost Time Rate	RIDDORs	AFR	Service Strikes	Service Strike Rate
RIP	8,869,219	11	0.12	7	0.08	13	0.15
SMP	7,042,759	5	0.07	2	0.03	7	0.10
CIP	644,958	1	0.16	0	0.00	0	0.00
Total	16,556,936	17	0.10	9	0.05	20	0.12

Programme	Total Hours	Lost Time Incidents	Lost Time Rate	RIDDORs	AFR	Service Strikes	Service Strike Rate
RIP	8,869,219	11	0.12	7	0.08	13	0.15
Yorkshire & North East	2,047,543	4	0.20	4	0.20	2	0.10
South West	1,779,356	1	0.06	0	0.00	2	0.11
Midlands	1,509,112	0	0.00	0	0.00	2	0.13
South East	1,481,210	3	0.20	2	0.14	5	0.34
North West	1,319,565	2	0.15	1	0.08	1	0.08
East	732,433	1	0.14	0	0.00	1	0.14
SMP	7,042,759	5	0.07	2	0.03	7	0.10
East	2,753,919	1	0.04	1	0.04	4	0.15
North West	1,299,537	1	0.08	1	0.08	2	0.15
South East	1,285,432	2	0.16	0	0.00	0	0.00
National	876,541	0	0.00	0	0.00	1	0.11
Midlands	483,029	1	0.21	0	0.00	0	0.00
Yorkshire & North East	211,906	0	0.00	0	0.00	0	0.00
Yorkshire & North East	125,262	0	0.00	0	0.00	0	0.00
South West	7,133						
CIP	644,958	1	0.16	0	0.00	0	0.00
East	457,427	1	0.22	0	0.00	0	0.00
South West	180,776						
Yorkshire & North East	6,755						
Total	16,556,936	17	0.10	9	0.05	20	0.12

Targets

Lost Time Incidents

Red	Amber	Green
≥0.16	0.15-0.16	≤ 0.15

Service Strikes

Red	Amber	Green
≥0.25	0.15-0.25	≤ 0.15

Rows with no data/rates means the site/projects have not loaded any incident data in HART within the past 12 months.






Region	Total Hours	Lost Time Incidents	Lost Time Rate	RIDDORs	AFR	Service Strikes	Service Strike Rate
South East	4,131,110	8	0.19	4	0.10	3	0.07
DBFO - M25 (Area 5)	2,525,900	7	0.28	4	0.16	0	0.00
Area 3	568,370	0	0.00	0	0.00	2	0.35
Area 4	320,813	0	0.00	0	0.00	1	0.31
AD - M&R - Four	274,730	0	0.00	0	0.00	0	0.00
M20 Quick Moveable Barrier Project	216,977	0	0.00	0	0.00	0	0.00
AD - Construction - Four	91,254	0	0.00	0	0.00	0	0.00
ASC & PAD - Four	47,748	0	0.00	0	0.00	0	0.00
RTMC - M25 Regional Technology Contract	25,984	1	3.85	0	0.00	0	0.00
Pavements - Four	21,503	0	0.00	0	0.00	0	0.00
AD - OD-CDF - Four	20,364						
Pavements - Three	8,585	0	0.00	0	0.00	0	0.00
TST - TST(N) - Four	5,345						
RTMC - SOUTH EAST	2,008						
AD - Design - Four	1,529						
Total	4,131,110	8	0.19	4	0.10	3	0.07




Region	Total Hours	Lost Time Incidents	Lost Time Rate	RIDDORs	AFR	Service Strikes	Service Strike Rate
East	3,501,254	7	0.20	3	0.09	8	0.23
Area 6 & 8	1,777,039	5	0.28	1	0.06	8	0.45
AD - M&R - Eight	619,876	0	0.00	0	0.00	0	0.00
AD - Design - Eight	353,895	0	0.00	0	0.00	0	0.00
DBFO - M40 J1-15 Denham to Warwick (area 30)	338,901	1	0.30	1	0.30	0	0.00
AD - Construction - Eight	308,480	0	0.00	0	0.00	0	0.00
DBFO - A1(M) Alconbury to Peterborough	41,950	1	2.38	1	2.38	0	0.00
Pavements - Eight	40,089	0	0.00	0	0.00	0	0.00
TST - TST(I) - Eight	16,926	0	0.00	0	0.00	0	0.00
ASC & PAD - Eight	3,083						
OD-CDF - OD-CDF - Eight	900						
CPMS M0025 Operations East 20/21 H&S Close Out	115						
TST - TST(N) - Eight	0						
DBFO - A249 Stockbury (M2) to Sheerness DBFO (Area 34)		0		0		0	
Total	3,501,254	7	0.20	3	0.09	8	0.23

Targets

Lost Time Incidents

Red 	Amber 	Green 
≥0.16	0.15-0.16	≤ 0.15

Service Strikes

Red 	Amber 	Green 
≥0.25	0.15-0.25	≤ 0.15




Rows with no data/rates means the site/projects have not loaded any incident data in HART within the past 12 months.

Region	Total Hours	Lost Time Incidents	Lost Time Rate	RIDDORs	AFR	Service Strikes	Service Strike Rate
North West	2,718,113	3	0.11	2	0.07	7	0.26
Area 10	1,125,410	0	0.00	0	0.00	2	0.18
Area 13	524,986	1	0.19	0	0.00	3	0.57
AD - M&R - Ten	455,732	2	0.44	2	0.44	1	0.22
AD - M&R - Thirteen	308,873						
AD - Design - Ten	116,806	0	0.00	0	0.00	0	0.00
AD - Construction - Thirteen	80,536	0	0.00	0	0.00	0	0.00
AD - Construction - Ten	73,240	0	0.00	0	0.00	1	1.37
AD - Design - Thirteen	20,850						
Pavements - Ten	8,472	0	0.00	0	0.00	0	0.00
TST - TST(I) - Ten	2,307						
ASC & PAD - Ten	601						
TST - TST(N) - Ten	300						
Total	2,718,113	3	0.11	2	0.07	7	0.26




Region	Total Hours	Lost Time Incidents	Lost Time Rate	RIDDORs	AFR	Service Strikes	Service Strike Rate
Yorkshire & North East	2,546,142	8	0.31	2	0.08	2	0.08
Area 12	633,815	2	0.32	0	0.00	0	0.00
Area 14	463,668	1	0.22	1	0.22	2	0.43
DBFO - A168 / A19 Dishforth to Tyne Tunnel	425,107	3	0.71	0	0.00	0	0.00
AD - M&R - Twelve	412,579	2	0.48	1	0.24	0	0.00
ASC & PAD - Twelve	180,151						
AD - M&R - Fourteen	156,214	0	0.00	0	0.00	0	0.00
DBFO - A1 Darrington to Dishforth	82,985	0	0.00	0	0.00	0	0.00
DBFO - M1 - A1 Link Road	62,247						
AD - Construction - Fourteen	40,009	0	0.00	0	0.00	0	0.00
DBFO - A69 Carlisle to Newcastle	33,494	0	0.00	0	0.00	0	0.00
AD - Design - Fourteen	30,775						
Pavements - Twelve	13,110	0	0.00	0	0.00	0	0.00
Pavements - Fourteen	8,676						
TST - TST(I) - Twelve	2,341						
TST - TST(N) - Twelve	836						
AD - Construction - Twelve	135	0	0.00	0	0.00	0	0.00
Total	2,546,142	8	0.31	2	0.08	2	0.08

Targets

Lost Time Incidents

Red 	Amber 	Green 
≥0.16	0.15-0.16	≤ 0.15

Service Strikes

Red 	Amber 	Green 
≥0.25	0.15-0.25	≤ 0.15

Rows with no data/rates means the site/projects have not loaded any incident data in HART within the past 12 months.






Region	Total Hours	Lost Time Incidents	Lost Time Rate	RIDDORs	AFR	Service Strikes	Service Strike Rate
South West	1,860,968	8	0.43	4	0.21	6	0.32
Area 1 & 2	1,404,983	5	0.36	3	0.21	6	0.43
AD - SBIM - One	127,536	1	0.78	0	0.00	0	0.00
AD - Design - One	113,357	0	0.00	0	0.00	0	0.00
DBFO - A419 / A417 Swindon to Gloucester	79,732	1	1.25	1	1.25	0	0.00
DBFO - A30 / A35 Exeter to Bere Regis	47,518	0	0.00	0	0.00	0	0.00
Severn Bridge	43,218	0	0.00	0	0.00	0	0.00
Pavements - One	26,025						
RTMC - SOUTH WEST	9,373	0	0.00	0	0.00	0	0.00
TST - TST(I) - One	3,734	0	0.00	0	0.00	0	0.00
AD - Construction - One	2,958	0	0.00	0	0.00	0	0.00
TST - TST(N) - One	2,534	0	0.00	0	0.00	0	0.00
AD - M&R - One							
Total	1,860,968	8	0.43	4	0.21	6	0.32




Region	Total Hours	Lost Time Incidents	Lost Time Rate	RIDDORs	AFR	Service Strikes	Service Strike Rate
Midlands	3,820,745	9	0.24	3	0.08	0	0.00
ASC & PAD - Nine	1,219,386	0	0.00	0	0.00	0	0.00
Area 9	1,078,265	0	0.00	0	0.00	0	0.00
Area 7	911,330	5	0.55	2	0.22	0	0.00
AD - M&R - Seven	370,570	4	1.08	1	0.27	0	0.00
Oldbury	83,763	0	0.00	0	0.00	0	0.00
DBFO - A50 / A564 Stoke to Derby	60,874						
AD - Construction - Seven	58,946	0	0.00	0	0.00	0	0.00
Pavements - Nine	14,932						
AD - Design - Seven	13,996						
Pavements - Seven	7,728	0	0.00	0	0.00	0	0.00
TST - TST(N) - Seven	955						
Total	3,820,745	9	0.24	3	0.08	0	0.00

Targets

Lost Time Incidents

Red 	Amber 	Green 
≥0.16	0.15-0.16	≤ 0.15

Service Strikes

Red 	Amber 	Green 
≥0.25	0.15-0.25	≤ 0.15

Rows with no data/rates means the site/projects have not loaded any incident data in HART within the past 12 months.

Region	Total Hours	Lost Time Incidents	Lost Time Rate	RIDDORs	AFR	Service Strikes	Service Strike Rate
National	1,244,972	0	0.00	0	0.00	0	0.00
National Roads Telecommunications Services	703,495	0	0.00	0	0.00	0	0.00
National Highways TFM	296,880	0	0.00	0	0.00	0	0.00
NGVR National - Next Generation Vehicle Recovery	70,691						
National Traffic Information Service	51,778						
Redflex Speed Cameras	36,114						
Estates and Property Services	28,582	0	0.00	0	0.00	0	0.00
Property Management, Enquiries, Sales & Estates	23,322	0	0.00	0	0.00	0	0.00
National Expert Control Room Tech Support -NECoRTS	19,260						
HE Noise Insulation Project	14,850						
Total	1,244,972	0	0.00	0	0.00	0	0.00

Targets

Lost Time Incidents

Red	Amber	Green
⊗	!	✓
≥0.16	0.15-0.16	≤ 0.15

Service Strikes

Red	Amber	Green
⊗	!	✓
≥0.25	0.15-0.25	≤ 0.15

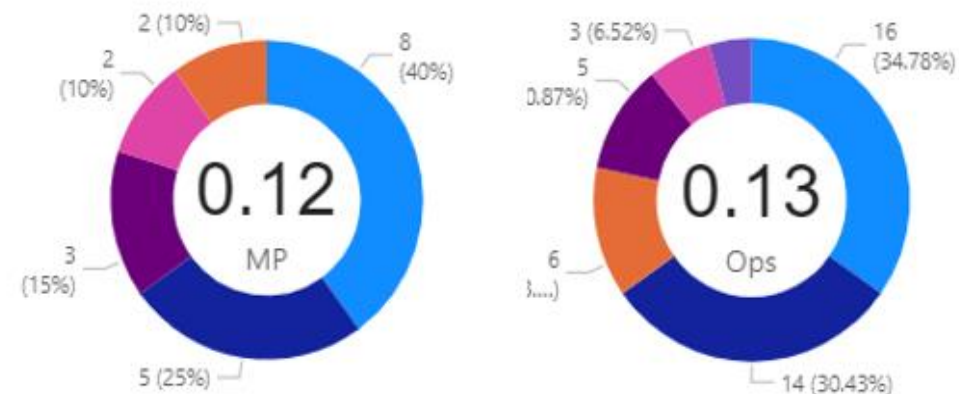
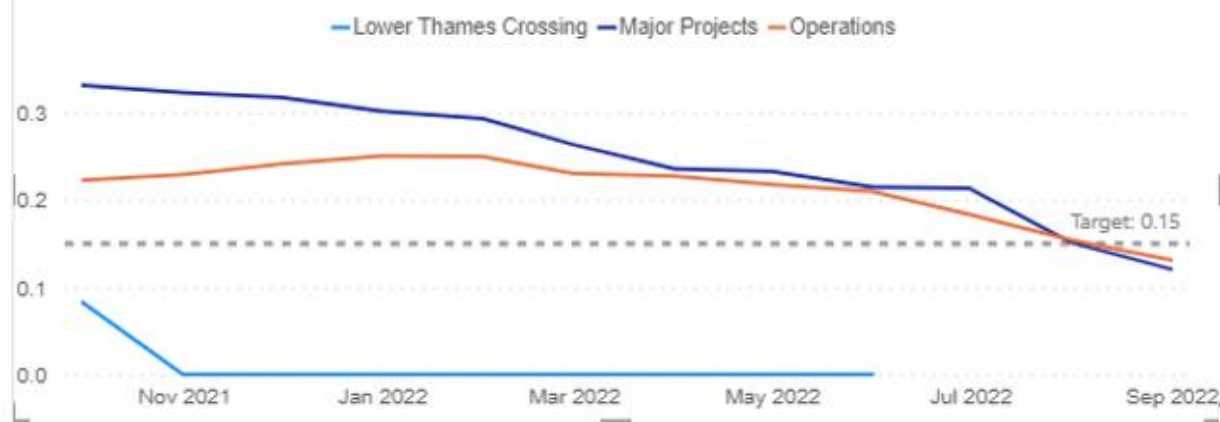
Rows with no data/rates means the site/projects have not loaded any incident data in HART within the past 12 months.



Directorate	Damage of Infrastructure or Asset	Disruption	Minor or Low Potential Impact	RIDDOR Dangerous Occurrence	Total
Lower Thames Crossing					
Service strike gas					
Service strike water					
Major Projects		18	10	2	30
Service strike CCTV		3			3
Service strike Drainage			2		2
Service strike electricity		5	3	2	10
Service strike gas			1		1
Service strike other cables or pipelines		8	3		11
Service strike water		2	1		3
Operations	1	25	8	2	36
Service strike CCTV		2			2
Service strike electricity	1	9	3	2	15
Service strike gas		2			2
Service strike other cables or pipelines		8	3		11
Service strike water		4	2		6
Total	1	43	18	4	66



Service Strike Rates



Service strike electricity Service strike other cables or pipelines Service strike water Service strike CCTV Service strike gas

This event was reported in August yet upgraded to a RIDDOR reportable event during September

Operations - RIDDOR Specified Injury		HART ref: 131740
Midlands region, M5 J6-7.	An operative was washing concrete off a barrier slipforming machine. This required them to stand on a platform on the machine that appears to have had a floor plate missing. The operative stepped into the area where the plate should have been and fell against the concrete hopper, suffering an impact to their chest which broke one of their ribs.	
11/08/2022 (upgraded to RIDDOR reportable 26/9/22)		
Slips, trips and falls		
Contractor: Joe Roocroft & Sons Ltd		
Employer: Joe Roocroft & Sons Ltd		

Major Projects - 1-3 day Lost Time Incident		HART ref: 132409
M6 J13 to J15, Smart Motorway Programme.	An operative was working on the verge removing CCTV cameras. They tripped on uneven ground, twisting their ankle. No first aid was requested at the time but the operative did not attend for their next shift.	
01/09/2022		
Slips, trips and fall		
Contractor: Kier		
Employer: Kier		

Major Projects - RIDDOR Specified Injury		HART ref: 132511
A2 Bean to Ebbsfleet - Regional Investment Programme, South.	A subcontractor team was undertaking drainage works and had installed an air bung on some 750mm drainage pipework in preparation for a pressure test. There was an issue with obtaining a pressure reading so without being instructed to do so an operative (an excavator driver) entered a 1.3m deep chamber with the aim to de-pressurise the system. The operative removed the upper valve which controlled the bung seal but did not depressurise the system, only the seal that was holding in the bung. The bung was then expelled from the pipe and hit the operative, who then fell backwards onto the steps set in the side of the chamber. The operative went to hospital where it was confirmed they had suffered a fractured in their spine at the level of the 12th thoracic vertebra.	
04/09/2022		
Collision / Impact		
Contractor: Balfour Beatty		
Employer: Flannery		

RIDDOR

LTI

RIDDOR

SIGNIFICANT INCIDENTS

Operations - 1-3 day Lost Time Incident		HART ref: 132567
Midlands region, A45.	An operative was working to remove traffic management after work had been completed. They had lifted one sandbag onto the back of the traffic management vehicle and were in the process of lifting a second one when they experienced pain in their back.	
07/09/2022		
Manual Handling		
Contractor: Amey		
Employer: Amey	The operative was absent from work for 3 days.	
Operations - 4-7 day Lost Time Incident		HART ref: 132762
Midlands region, Watford Gap services, M1 northbound.	A roadside technology engineer sustained a muscular injury to his back, when loading his tool bag into the load area of his car. The operative went home to rest and self medicate, he was unable to work for 5 days.	
13/09/2022		
Manual Handling		
Contractor: Amey		
Employer: Amey		
Operations - RIDDOR Specified Injury		HART ref: 132788
Midlands region, M5 J6 to J7	An operative was separating wooden sections that had been nailed together for shuttering. They left the lengths on the floor after splitting them and one was left with the nails facing upward. The operative stepped on the nails, one of which penetrated their boot and injured the sole of their foot.	
14/09/2022		
Contact with Hazard		
Contractor: Joe Roocroft & Sons Ltd		
Employer: Joe Roocroft & Sons Ltd	The operative attended the local accident and emergency unit where the wound in their foot was cleaned, after which the operative returned to work.	
Operations - 1-3 day Lost Time Incident		HART ref: 132817
Yorkshire & North East region, DBFO - A168 / A19 Dishforth to Tyne Tunnel, A19 SB	An operative was stepping down from a Barrier rig, using the inbuilt steps, when he twisted his ankle as he stepped on the ground. The operative suffered bruising & swelling to his twisted ankle.	
14/09/2022		
Slips, trips and falls		
Contractor: Autolink Concessionaires (A19) Ltd		
Employer: Sir Robert McAlpine		

LTI

LTI

RIDDOR

LTI

SIGNIFICANT INCIDENTS

Operations - 4-7 day Lost Time Incident		HART ref: 132856
East Region, M1 J13.	A traffic management operative was replacing a displaced traffic cone within the traffic management when they were struck by the rear wheel of an HGV trailer that had become detached. The operative suffered bruising and soft tissue damage on their leg where the detached wheel struck them.	
16/09/2022		
Hit by a moving object		
Contractor: Chevron		
Employer: Chevron		

Operations - 1-3 day Lost Time Incident		HART ref: 133007
Yorkshire & North East region, DBFO - A168 / A19 Dishforth to Tyne Tunnel, A19 Nether Silton Entry Slip.	Whilst operatives were pushing a broken down vehicle from the slip road onto the nearside verge, the driver steered too sharply hitting the kerb abruptly causing the vehicle to stop suddenly. As the operative walked away from the broken down vehicle, he felt a pain through his right hand side and felt his leg was potentially going to give way.	
21/09/2022		
Manual Handling		
Contractor: Autolink Concessionaires (A19) Ltd		
Employer: Sir Robert McAlpine		

Operations - 4-7 day Lost Time Incident		HART ref: 133008
South East region, DBFO - M25 (Area 5), M25/M11 Link Road J27.	Whilst walking up the verge holding an aerosol can, an operative tripped. As they fell forward, they put their hands out to save themselves but as their hand holding the aerosol can hit the ground the can bent their thumb back. The operative worked until the end of their shift, when they reported the incident. They then attended accident and emergency due to the swelling of their injured hand, but were unable to have an X-ray due to the swelling.	
16/09/2022		
Slips, trips and falls		
Contractor: Connect Plus		
Employer: Balfour Beatty		

LTI

LTI

LTI

SIGNIFICANT INCIDENTS

Operations - 4-7 day Lost Time Incident		HART ref: 133009
South East region, DBFO - M25 (Area 5), M25 J13.	An operative was installing a traffic management sign and was fixing the toggle that retained the sign face onto the A-frame. While doing this they slipped, fell and landed straddling a vehicle restraint system barrier causing a laceration to their groin area.	
19/09/2022		
Slips, trips and falls		
Contractor: Connect Plus		
Employer: Balfour Beatty		

Operations - RIDDOR Specified Injury		HART ref: 133031
North West region, M56/M53 J5.	An electrical apprentice suffered a 240-248v electrical shock from a lamp column after pulling a fuse carrier out during testing. They continued working after the electric shock until reporting a problem with their left arm, at which point they were taken to hospital.	
22/09/2022		
Electricity		
Contractor: Amey		
Employer: Amey		

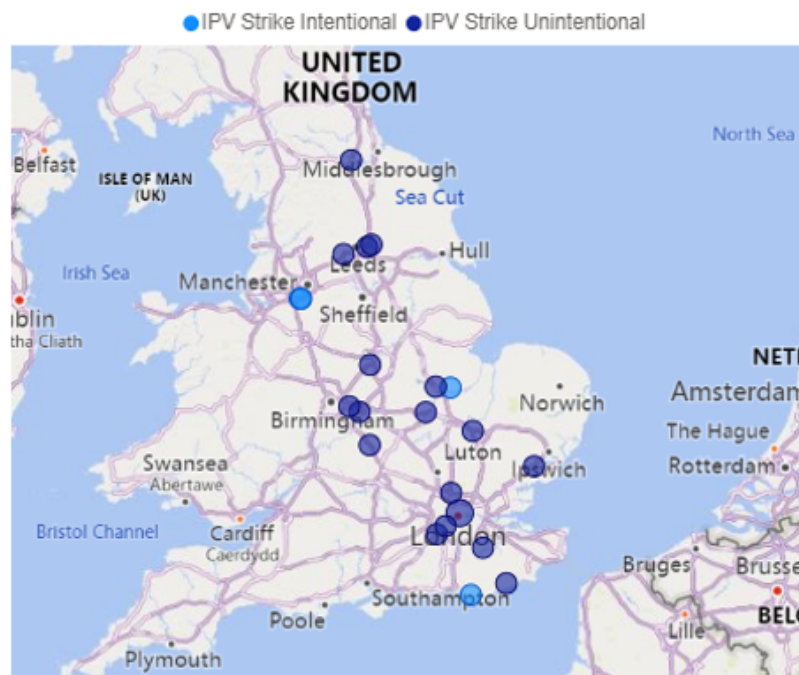
Operations - 1-3 day Lost Time Incident		HART ref: 133172
Midlands region, M5 J6-J7.	An operative was using a sledgehammer to hammer 20mm diameter rebar into a slipforming mould as part of the construction process. As they swung the hammer at the rebar the head of the hammer missed, trapping their right index finger between the hammer handle and the edge of the rebar.	
27/09/2022		
TBC		
Contractor: Camell		
Employer: Joe Roocroft & Sons Limited		

LTI

RIDDOR

LTI

SIGNIFICANT INCIDENTS



Directorate	Site/Project	Date of Event	Event Details/Event Sub Type	HART Ref
Major Projects	MP-0206 - M56 J6 to j8	10 July 2022	IPV Strike Intentional	130470
Major Projects	MP-0206 - M56 J6 to j8	16 July 2022	IPV Strike Intentional	130726
Operations	Area 6 & 8	12 August 2022	IPV Strike Intentional	131834
Major Projects	MP-0273 - M25 J10/A3 Wisley Interchange - RDP	01 July 2022	IPV Strike Unintentional	130233
Operations	AD - M&R - Seven	16 September 2022	IPV Strike Unintentional	132879
Operations	AD - M&R - Twelve	21 September 2022	IPV Strike Unintentional	133014
Operations	Area 14	17 August 2022	IPV Strike Unintentional	131956
Operations	Area 6 & 8	21 September 2022	IPV Strike Unintentional	133021
Operations	DBFO - A1 Darrington to Dishforth	02 September 2022	IPV Strike Unintentional	132392
Operations	DBFO - M40 J1-15 Denham to Warwick (area 30)	14 July 2022	IPV Strike Unintentional	130616
Outstations & ROCs	Calder Park ROC	02 September 2022	IPV Strike Unintentional	132374

Directorate	July 2022	August 2022	September 2022	Total
Major Projects	3			3
IPV Strike Intentional	2			2
IPV Strike Unintentional	1			1
Operations	1	2	4	7
IPV Strike Intentional		1		1
IPV Strike Unintentional	1	1	4	6
Outstations & ROCs			1	1
IPV Strike Unintentional			1	1
Total	4	2	5	11

Map displays the previous 3 months events.



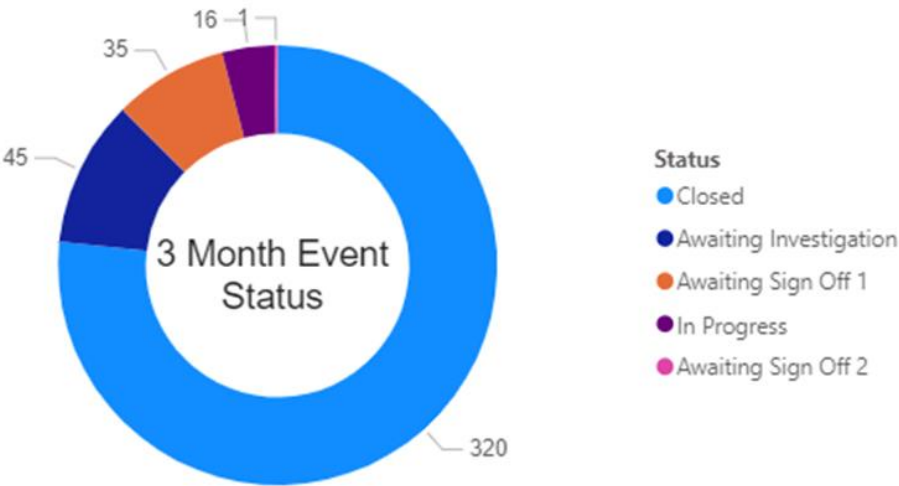
Map displays the previous 3 months events.



In Month Events

Division	National Highways	Supply Chain
Investigation/Kind of Event	Incursion / IPV Strike	Incursion / IPV Strike
Vehicle Failure		1
Red X Non-Compliance	2	
Live lane broken down vehicles		1
Incursions; Intentional - Blue Light Incursion		3
Incursion; Unintentional - Follow in		6
Incursion; Unintentional - Driver confused		9
Incursion; Intentional – To seek information		2
Incursion; Intentional - To seek benefit	1	23
Incursion; Intentional – Because of breakdown		30
Compliance		1
Collision with fixed or stationary object or material - Not in Vehicle	1	
Total	4	84

Directorate	July 2022	August 2022	September 2022	Total
Major Projects	147	70	53	270
Incursion Intentional	125	44	43	212
Incursion Unintentional	22	26	10	58
Operations	49	44	31	124
Incursion Intentional	32	34	22	88
Incursion Unintentional	17	10	9	36
Outstations & ROCs	11	8	4	23
Incursion Intentional	7	6	3	16
Incursion Unintentional	4	2	1	7
Total	207	122	88	417



Map displays the previous 3 months events.

- **Collaboration and partnership**

Safe people

We have attended TruckFest in the South East, the Biddenden Tractor Fair (20,000 attendees!), and Kent Fire & Rescue (KFRS) Open day at Larkfield Fire Station. Traffic Officers and Highways Inspectors attended TruckFest at Ardingly County Showground alongside partners from Sussex and Surrey Police Roads Policing Unit. They engaged with visitors on the duties undertaken by Traffic Officers, our summer motorway driving key messages around tyre safety, and displayed recruitment encouraging people to apply for jobs as Control Room Operators and Traffic Officers in the SE region. The Regional Safety Programme Manager attended the KFRS Open Day at Larkfield Fire Station alongside colleagues from the Kent Safer Roads Partnership and Kent County Council. We engaged around 800 people, giving advice on tyre safety and other road safety messages, and handing out road safety materials to the children that were there.



- **Collaboration and partnership**

Safe people

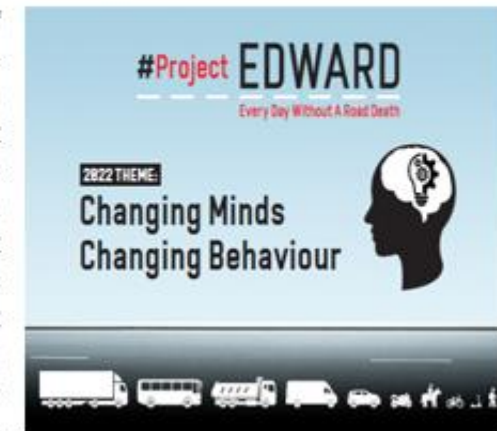
The Assistant Regional Safety Coordinator in the East – Chris Smith - recently attended a HGV training course in Northampton where he successfully passed his HGV Cat C driving test. This will assist with operation Tramline deployments across the East of England. We also attended a conference at the John O'Gaunt Golf Club in Biggleswade with the Strategic Road Safety Board for Bedfordshire where a data sharing agreement with Police will be taken forward to a national level to support the work in Post Collision Fatal Reporting and the fatal data within the East.



- **Project EDWARD**

Safe vehicles, safe speeds, safe people & safe roads,

Project EDWARD (Every Day Without a Road Death) is an award-winning annual campaign that showcases some of the best work being done around the country to promote an evidence-led, 'safe system' approach to road safety – the long-term objective of which is a road traffic system free from death and serious injury. The theme for 2022 is Changing Minds, Changing Behaviour. There will be a focus on how to get road users to think differently about their trip and what a safe trip looks like, including am I prepared for the journey, is my vehicle roadworthy and am I up to date with changes in legislation? The Project EDWARD week of action took place from Monday 19th September to Sunday 25th September. The three legs of the road trip criss-crossed the country from Monday to Friday visiting the very best examples of road safety projects. In addition to the road trip stops, contributions came in daily from all four corners of the United Kingdom as we feature projects from England, Wales, Scotland, and Northern Ireland. In the Northwest there were displays from the various partner agencies including the police, DVSA, local authorities, NWAS, National Highways Traffic Officers, Fire Service and local victims support groups. There were also engagement and compliance events throughout the week on the motorway network in cooperation with the NW commercial Vehicle Team. Details of how many people we reached and engaged with will be collated and reported next month.



- **Driving for Better Business - Occupational Road Risk: Spotlight on Leadership**

Improving collaboration

Safe vehicles and safe people

- Key engagements in September include Tata Steel and NHS England – with UK Asbestos Training Ass, FleetMaxx and Staffordshire Safer Roads Partnership confirmed as new partners.
- The Driving for Better Business podcast is for those who manage drivers and their vehicles and want to reduce road risk in their organisation. In September DfBB focused on collaboration to improve Road Risk Management. Increasingly, good management of work-related road risk is becoming a pre-requisite for winning new work, with the power of procurement being used to drive up standards through supply chains, and even across entire sectors. Rail is one sector where this approach is being rolled out. We talked to [Tavid Dobson, lead SMS specialist for the RSSB](#) and road risk champion for the Rail Safety 7 Standards Board. Tavid is leading efforts to get rail sector organisations including Network Rail, train and freight operating companies and construction firms to collaborate on an innovative project to improve road risk management across an entire industry. National Highways and the Driving for Better Business programme are working closely with Tavid to ensure its success.
- Construction and Highway Sectors Putting the Business into Driving for Better Business - The construction and highways sectors are collectively saving hundreds of thousands off their bottom line, simply by adopting a systematic approach to fleet and risk management with the help the Driving for Better Business programme. The [stories on our website](#) including the challenges they faced, how they met those challenges, and the benefits they've seen as a result of engaging with the free Driving for Better Business programme. Highlights include: Balfour Beatty, which manages the road risk of around 12,000 drivers. Over the last 6 years the construction company reported their crash frequency rate fall by 63% – equivalent to £570,000 of annual benefits. Amey, responsible for 11,000 drivers, reported at-fault incidents down 38% over 12 months from 1380 in 2016 to 89 in 2018. Tarmac, part of the CRH group, saw a decrease in speeding of 10% across all geographical areas (25% in the North and Scotland) and its insurance claims drop by 48%. A continued focus on risk management has seen insurance claims fall consistently year on year, from 589 in 2016/17 to 255 in 2019/20 – a reduction in claims of nearly 50%



- **Operation Tramline**

Safe vehicles & safe people

In March 2021 it was reported that the number of unsafe driving offences captured by police forces participating in Operation Tramline had exceeded 20,000. We recently recorded that to date Operation Tramline has now identified over 30,000 unsafe driving offences including using mobile phones, seat belts, and insecure loads and excessive weights as some of the most common. For further information on statistics please see [here](#)



Health Safety & Wellbeing team

- **Safety Alerts:** There have been **4** Safety Alert issued in the month of September.
[NHa303 - National Highways for Action Safety Alert - Drones Incident – ‘Parrot Anafi’](#)
[NHa304 - National Highways for Information Safety Alert - Safe installation of debris screen](#)
[NHa305 - National Highways for Information Safety Alert - Robel Lithium-ion battery and Robel tamper](#)
[NHa304.1 National Highways for Action Safety Alert - Safe Installation of Surface Laid Cables](#)