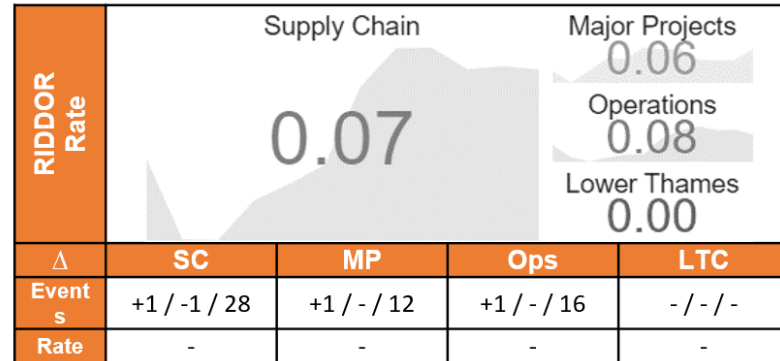


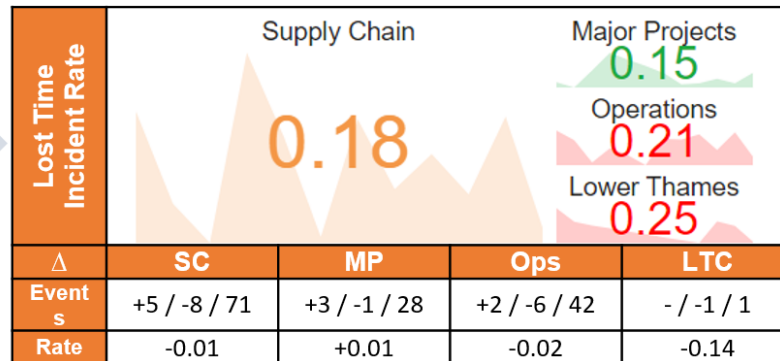
# November 2021 Summary Health Safety & Wellbeing Performance Report

Board Sponsor: Alan Cumming  
Executive Sponsor: Mike Wilson  
Author: Mark Byard

# Executive Summary



The 3 Numbers; In Month Incidents / Out of Scope Incidents / Total 12 Month Incidents



The 3 Numbers; In Month Incidents / Out of Scope Incidents / Total 12 Month Incidents



All data included within this report is up to date as of **3rd December 2021**. This performance report is provided to assist the Board and Executive to fulfil their leadership and management responsibilities in respect of health and safety. All incidents within the report have been reviewed by the Health, Safety & Wellbeing Division

## Hours worked

### Lower Thames Crossing

396,941	-29.00%	24,483	-22.48%
12 Month Total	12 Month Change	Current Month	1 Month Change

### Major Projects

18,595,181	0.56%	1,636,412	0.56%
12 Month Total	12 Month Change	Current Month	1 Month Change

### Operations

20,424,736	1.27%	1,903,382	1.29%
12 Month Total	12 Month Change	Current Month	1 Month Change

# RIDDOR & Lost Time Incident frequency rates

RIDDORs

Directorate	In Month	Rate	3 Months	Rate	12 Months	Rate
Lower Thames Crossing	0	0.00	0	0.00	0	0.00
Major Projects	1	0.06	4	0.08	12	0.06
Operations	0	0.00	1	0.02	16	0.08
Supply Chain	1	0.03	5	0.05	28	0.07

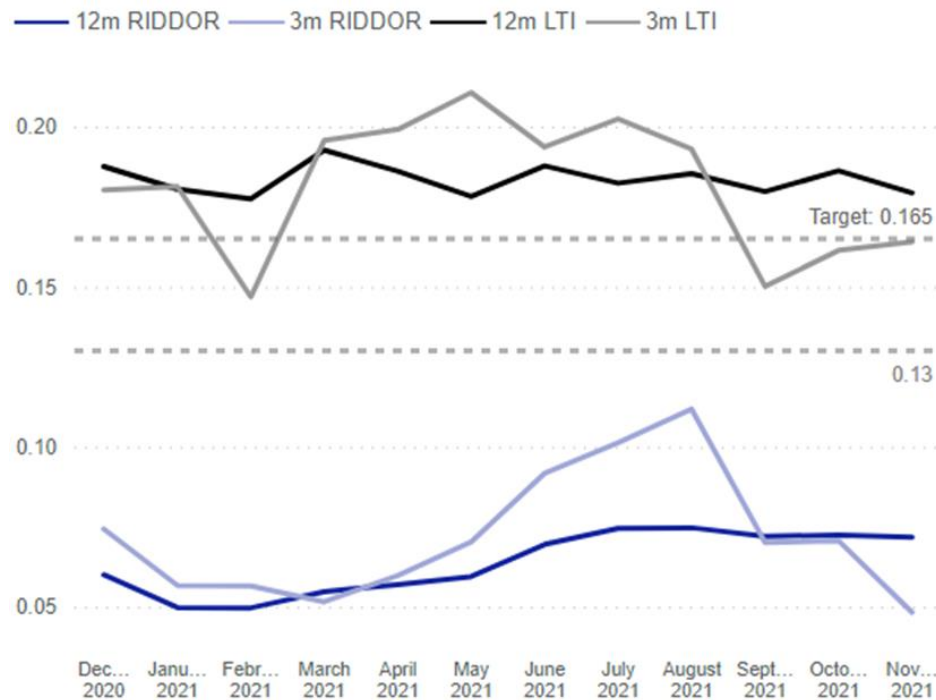
Lost Time Incidents

Directorate	In Month	Rate	3 Months	Rate	12 Months	Rate
Lower Thames Crossing	0	0.00	1	0.84	1	0.25
Major Projects	3	0.18	9	0.19	28	0.15
Operations	2	0.11	8	0.15	42	0.21
Supply Chain	5	0.14	18	0.17	71	0.18

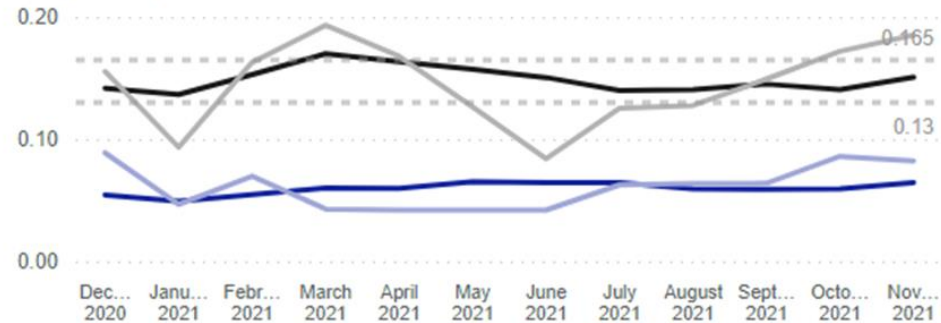
Red	Amber	Green
> 0.19	0.166-0.18	< 0.165

RAG ranges are in-line with 21/22 vesting ranges

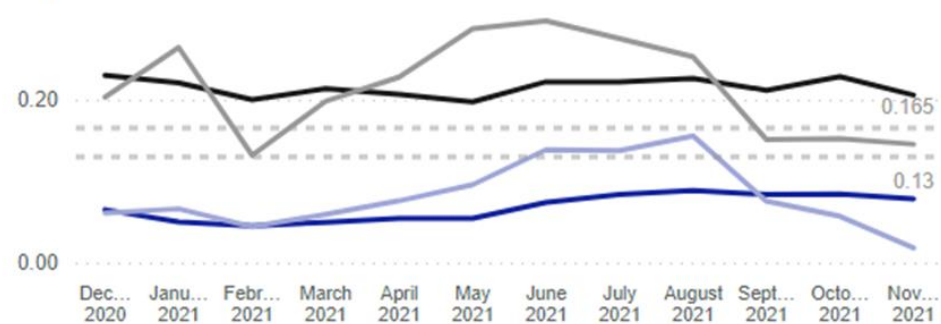
Supply Chain



Major Projects



Operations



# Performance by Supplier

Supplier Name	Total Hours	Lost Time Incidents	Lost Time AFR	RIDDORs	RIDDOR AFR	Utility Strikes	Utility Strike FR
Balfour Beatty	5,699,243	8	0.14	3	0.05	11	0.19
Costain	5,608,025	10	0.18	3	0.05	18	0.32
Kier	5,282,759	5	0.09	3	0.06	15	0.28
Connect Plus	2,294,894	4	0.17	2	0.09	2	0.09
BAM Nuttall	1,998,270	3	0.15	1	0.05	6	0.30
Amey	1,826,668	5	0.27	2	0.11	3	0.16
Aone+	1,618,150	3	0.19	0	0.00	1	0.06
Ringway Ltd	1,310,603	3	0.23	1	0.08	8	0.61
Chevron	1,056,934	4	0.38	0	0.00	0	0.00
Telent	796,297	3	0.38	1	0.13	0	0.00
Carnell Support Services Ltd	790,849	2	0.25	1	0.13	3	0.38
Galliford Try	780,672	0	0.00	1	0.13	6	0.77
Skanska	691,161	1	0.14	0	0.00	1	0.14
HW Martin Ltd	617,012	2	0.32	1	0.16	4	0.65
Graham Construction	468,434	0	0.00	0	0.00	3	0.64
Volker Fitzpatrick	407,324	0	0.00	0	0.00	7	1.72
John Sisk	383,700	0	0.00	0	0.00	2	0.52
Sir Robert McAlpine	344,634	0	0.00	0	0.00	1	0.29
Autolink Concessionaires (A19) Ltd	344,077	1	0.29	0	0.00	0	0.00
Forest Support Services	326,400	1	0.31	0	0.00	0	0.00
Colas	320,652	2	0.62	1	0.31	1	0.31
Egis	309,420	2	0.65	1	0.32	0	0.00
CHC Highways	244,443	2	0.82	1	0.41	1	0.41
Osborne	214,993	2	0.93	1	0.47	5	2.33
M J Church	201,578	1	0.50	0	0.00	3	1.49
Aggregate Industries	171,006	0	0.00	0	0.00	1	0.58
Taylor Woodrow	143,796	1	0.70	0	0.00	1	0.70
Road Management Services	110,944	1	0.90	1	0.90	0	0.00
Eurovia UK	79,401	0	0.00	0	0.00	1	1.26
AE Yates	76,772	0	0.00	0	0.00	1	1.30
J McCann	75,209	0	0.00	0	0.00	4	5.32
ATM (Ainsty Timber Marketing Ltd)	72,966	1	1.37	1	1.37	1	1.37
Volker Laser Ltd	50,677	1	1.97	1	1.97	0	0.00
R W Civil Engineering	36,012	1	2.78	1	2.78	0	0.00
Farrans	32,420	0	0.00	0	0.00	1	3.08
Arcadis	32,110	1	3.11	1	3.11	0	0.00
VSL	22,746	1	4.40	0	0.00	0	0.00
Mway Comms	22,695	0	0.00	0	0.00	1	4.41
Huyton Asphalt	16,797	0	0.00	0	0.00	1	5.95
Total	39,416,858	71	0.18	28	0.07	113	0.29

## Targets

Lost Time Incident rate

Red	Amber	Green
> 0.19	0.166-0.18	< 0.165

Utility Strikes




Red	Amber	Green
> 0.48	0.19-0.47	< 0.18

# Performance by Supplier across Major Projects




Directorate	Major Projects						
Function	Hours	Lost Time Incidents	Lost Time AFR	RIDDORs	RIDDOR AFR	Utility Strikes	Utility Strike FR
CIP	1,006,330	0	0.00	0	0.00	1	0.10
RIP	8,253,714	18	0.22	5	0.06	38	0.46
SMP	9,335,137	10	0.11	7	0.07	25	0.27
<b>Total</b>	<b>18,595,181</b>	<b>28</b>	<b>0.15</b>	<b>12</b>	<b>0.06</b>	<b>64</b>	<b>0.34</b>

## Targets

Lost Time Incident rate

Red 	Amber 	Green 
> 0.19	0.166-0.18	< 0.165

Utility Strikes

Red 	Amber 	Green 
> 0.48	0.19-0.47	< 0.18

Directorate	Major Projects						
Function	Hours	Lost Time Incidents	Lost Time AFR	RIDDORs	RIDDOR AFR	Utility Strikes	Utility Strike FR
CIP	1,006,330	0	0.00	0	0.00	1	0.10
RIP	8,253,714	18	0.22	5	0.06	38	0.46
RIP North	4,975,259	11	0.22	3	0.06	20	0.40
Midlands	1,396,016	2	0.14	0	0.00	8	0.57
North West	1,278,112	4	0.31	2	0.16	3	0.23
Yorkshire and North East	2,301,131	5	0.22	1	0.04	9	0.39
RIP South	3,278,455	7	0.21	2	0.06	18	0.55
East	806,182	1	0.12	0	0.00	2	0.25
South East	1,479,926	2	0.14	1	0.07	11	0.74
South West	992,347	4	0.40	1	0.10	5	0.50
SMP	9,335,137	10	0.11	7	0.07	25	0.27
<b>Total</b>	<b>18,595,181</b>	<b>28</b>	<b>0.15</b>	<b>12</b>	<b>0.06</b>	<b>64</b>	<b>0.34</b>



# Performance by Supplier across Operations

Directorate	Operations						
Regions	Total Hours	Lost Time Incidents	Lost Time AFR	RIDDORs	RIDDOR AFR	Utility Strikes	Utility Strike FR
South East	4,155,177	6	0.14	3	0.07	10	0.24
Midlands	3,847,751	10	0.26	3	0.08	8	0.21
East	3,452,119	5	0.14	3	0.09	5	0.14
Yorkshire and North East	2,916,509	6	0.21	1	0.03	3	0.10
North West	2,617,048	5	0.19	3	0.11	8	0.31
South West	2,201,888	8	0.36	2	0.09	14	0.64
National	1,234,244	2	0.16	1	0.08	0	0.00
<b>Total</b>	<b>20,424,736</b>	<b>42</b>	<b>0.21</b>	<b>16</b>	<b>0.08</b>	<b>48</b>	<b>0.24</b>

## Targets

Lost Time Incident rate

Red	Amber	Green
> 0.19	0.166-0.18	< 0.165

Utility Strikes

Red	Amber	Green
> 0.48	0.19-0.47	< 0.18

Directorate	Operations						
Regions	Total Hours	Lost Time Incidents	Lost Time AFR	RIDDORs	RIDDOR AFR	Utility Strikes	Utility Strike FR
<b>South East</b>	<b>4,155,177</b>	<b>6</b>	<b>0.14</b>	<b>3</b>	<b>0.07</b>	<b>10</b>	<b>0.24</b>
DBFO - M25 (Area 5)	2,294,894	4	0.17	2	0.09	2	0.09
Area 3	936,604	0	0.00	0	0.00	7	0.75
Area 4	732,182	1	0.14	1	0.14	1	0.14
M20 Quick Moveable Barrier Project	167,157	0	0.00	0	0.00	0	0.00
RTMC: M25 Regional Technology Contract	24,340	1	4.11	0	0.00	0	0.00
<b>Midlands</b>	<b>3,847,751</b>	<b>10</b>	<b>0.26</b>	<b>3</b>	<b>0.08</b>	<b>8</b>	<b>0.21</b>
Area 9	2,282,154	2	0.09	0	0.00	4	0.18
Area 7	1,502,958	7	0.47	2	0.13	4	0.27
DBFO - A50 / A564 Stoke to Derby	52,930	0	0.00	0	0.00	0	0.00
Oldbury	9,709	1	10.30	1	10.30	0	0.00
<b>Yorkshire and North East</b>	<b>2,916,509</b>	<b>6</b>	<b>0.21</b>	<b>1</b>	<b>0.03</b>	<b>3</b>	<b>0.10</b>
Area 12	1,618,150	3	0.19	0	0.00	1	0.06
Area 14	763,729	2	0.26	1	0.13	2	0.26
DBFO - A168 / A19 Dishforth to Tyne Tunnel	344,077	1	0.29	0	0.00	0	0.00
DBFO - A1 Darrington to Dishforth	81,952	0	0.00	0	0.00	0	0.00
DBFO - M1 - A1 Link Road	49,648	0	0.00	0	0.00	0	0.00
DBFO - A69 Carlisle to Newcastle	29,840	0	0.00	0	0.00	0	0.00
North East Tech Mac Contract	28,933						
Newport (Hull) Maintenance Compound Construction	180						

# Performance by Supplier across Operations (continued)

Directorate Regions	Operations						
	Total Hours	Lost Time Incidents	Lost Time AFR	RIDDORs	RIDDOR AFR	Utility Strikes	Utility Strike FR
<b>East</b>	3,452,119	5	0.14	3	0.09	5	0.14
Area 6 & 8	3,084,857	2	0.06	1	0.03	5	0.16
DBFO - M40 J1-15 Denham to Warwick (area 30)	309,420	2	0.65	1	0.32	0	0.00
DBFO - A1(M) Alconbury to Peterborough	45,825	1	2.18	1	2.18	0	0.00
RTMC: East Regional Technology Contract	12,017	0	0.00	0	0.00	0	0.00
<b>North West</b>	2,617,048	5	0.19	3	0.11	8	0.31
Area 10	1,669,621	2	0.12	1	0.06	4	0.24
Area 13	947,427	3	0.32	2	0.21	4	0.42
<b>South West</b>	2,201,888	8	0.36	2	0.09	14	0.64
Area 1 & 2	1,943,517	8	0.41	2	0.10	14	0.72
Severn Bridge	110,677	0	0.00	0	0.00	0	0.00
DBFO - A419 / A417 Swindon to Gloucester	65,119	0	0.00	0	0.00	0	0.00
DBFO - A30 / A35 Exeter to Bere Regis	53,601	0	0.00	0	0.00	0	0.00
RTMC: South West Regional Technology Contract	28,974	0	0.00	0	0.00	0	0.00
<b>National</b>	1,234,244	2	0.16	1	0.08	0	0.00
NRTS - National Roads Telecommunications Services	745,272	2	0.27	1	0.13	0	0.00
Highways England TFM	327,600	0	0.00	0	0.00	0	0.00
Redflex Speed Cameras	74,992	0	0.00	0	0.00	0	0.00
NGVR National - Next Generation Vehicle Recovery	63,645	0	0.00	0	0.00	0	0.00
National Expert Control Room Tech Support -NECoRTS	22,735	0	0.00	0	0.00	0	0.00

## Targets

Lost Time Incident rate

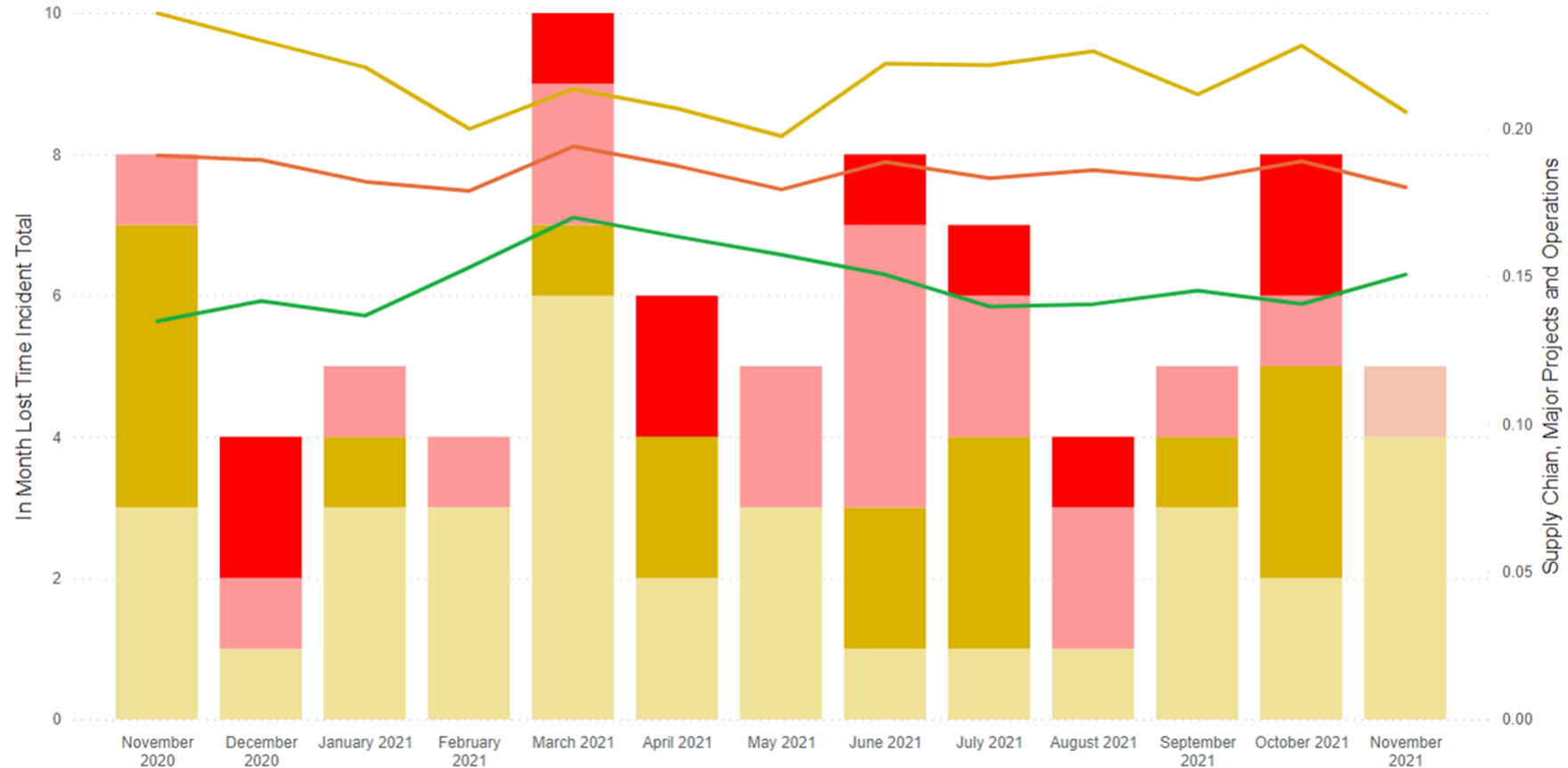
Red	Amber	Green
> 0.19	0.166-0.18	< 0.165

Utility Strikes

Red	Amber	Green
> 0.48	0.19-0.47	< 0.18

# Lost Time Incidents recorded by Supplier

Supply Chain Lost Time Incident Rate and Event Type



- 1 to 3 Day Injury
- 4 to 7 Day Injury
- Non-RIDDOR - Specified Injury

- Non-RIDDOR > 7 Day Injury
- RIDDOR - Specified Injury
- RIDDOR > 7 Day Injury

- Supply Chian
- Major Projects
- Operations

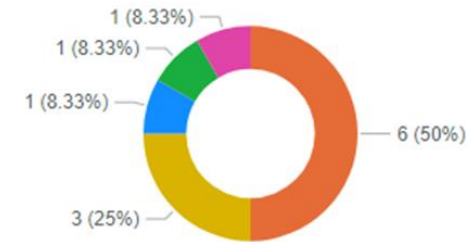


# Utility Strikes recorded by Supplier

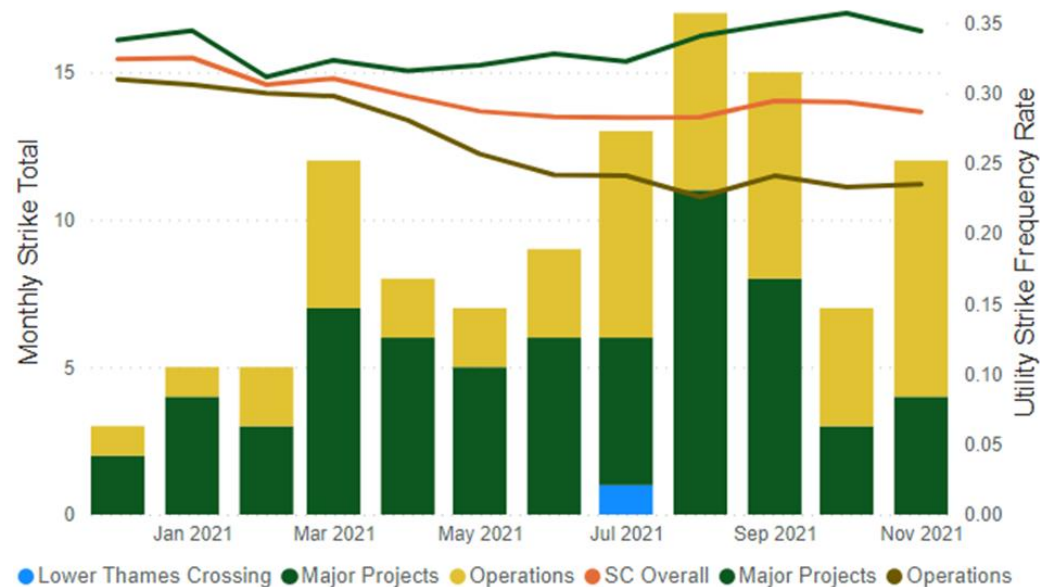
Directorate	Infrastructure Asset	Near Miss	Undesired Circumstance	Total
Lower Thames Crossing	1		0	1
Major Projects	64	2	4	70
Operations	48	4	4	56
Supply Chain	113	6	8	127

Directorate	12m Rate	Other Cables/Pipelines	Electricity	Water	Gas	CCTV	Total
Lower Thames Crossing	0.25	0	0	1	0	0	1
Major Projects	0.34	22	27	9	1	5	64
Operations	0.24	16	22	6	2	2	48
Supply Chain	0.29	38	49	16	3	7	113

In Month Strikes ● Other Cable... ● Electricity ● Water ● Gas ● CCTV



Utility Strikes Reported per Month and Frequency Rates



● Lower Thames Crossing ● Major Projects ● Operations



# Summary of Significant Supply Chain Incidents reported

Major Projects - RIDDOR Over 7 day Incident		Airsweb ref: 145308
Regional Investment Programme, Yorkshire & North East region, A1 Scotswood to North Brunton	The operative walked down a wet and muddy slope to examine silt fencing following an urgent response to a report of a potential environmental matter of silt entering the Ouseburn.  The operative fell and hit his upper chest. Initially the injury was suspected bruising, it is now suspected fractured rib(s).	
19/10/2021 (reported initially as a, No Lost Time Injury and subsequently upgraded to RIDDOR reportable)		
Fell, slipped, or tripped on same level		
Contractor: Costain		
Employer: Costain		
Operations - 4-7 day Lost Time Incident		Airsweb ref: 146145
Yorkshire North East region, Area 12, West Cowick Maintenance Depot	The operative was climbing onto a lorry with a hose in his hand as they were preparing to wash the top of the vehicle. Whilst climbing down the ladder, the tread of his boots caught in the step tread (the bottom section of the ladder moves and is not rigid) resulting in him falling to the floor (approximately 2-2.5 ft.). The operative hurt his back, side and his wrist and was absent from work for 4 days.	
20/10/2021 - Late report 05/11/2021		
Fell from a height		
Contractor: Amey Highways		
Employer: Amey		
Major Projects - 1-3 day Lost Time Incident		Airsweb ref: 146874
Regional Investment Programme, North region, M60 Simister Island Interchange (Off Network)	An operative working on behalf of a ground investigation contractor was walking towards the work area when they stumbled down a small hole, believed to be a rabbit hole and jarred their back.	
11/11/2021 Late report 19/11/21		
Fell, slipped or tripped on the same level		
Contractor: Costain		
Employer: Costain		

RIDDOR

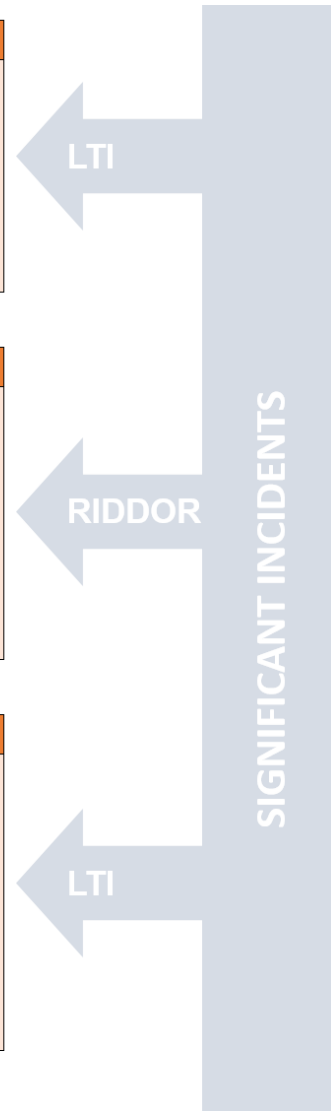
LTI

LTI

SIGNIFICANT INCIDENTS


# Summary of Significant Supply Chain Incidents reported

Operations - 1-3 day Lost Time Incident		Airsweb ref: 146523
South East region, M25 Regional Technology Contract 12/11/2021	The operative sustained a fractured finger, whilst removing a rope from a CCTV camera cable. Something during the operation had hit his finger.	
Hit by a moving or falling object	Post incident the operative suffered numbness and tingling in the injured finger. They contacted 111 and were advised to attend their local A&E. An x-ray confirmed a fracture to the finger.	
Contractor: Telent		
Employer: Telent		
Major Projects - RIDDOR Disease		Airsweb ref: 146734
Smart Motorway Programme, M56 J6-8 16/11/2021	An operative had started to feel unwell w/c 8th November, and initially thought it may have been Covid-19 but tests proved negative.	
Health - Onset of illness to person	They visited their GP and were diagnosed with Leptospirosis. It is unclear how this may have been contracted. Reported as a notifiable occupational disease.	
Contractor: Galliford Try		
Employer: Galliford Try		
Operations - 4-7 day Lost Time Incident		Airsweb ref: 146910
East Midlands, A6 NB approach to Kimboulton roundabout 18/11/2021	A traffic management crew were collecting redundant Traffic Management. The operative lifted a sand bag off a frame, and as they turned around to place it on the bed of the vehicle, they lost footing and turned their left ankle.	
Fell, slipped or tripped on same level		
Contractor: Chevron		
Employer: Chevron		



# Summary of Significant Supply Chain Incidents reported

Major projects - Non RIDDOR Over 7 day Injury		Airswweb ref: 147193
M27 J4-11 (diversion route for M27 carriageway closure).	A bmJV foreman was travelling in a site vehicle when it was struck by a member of the public. The member of the public drove off and no details of the vehicle or driver were retrieved. The vehicle was checked over and there was damage to the rear of the vehicle. The foreman has been off work with whiplash type symptoms and advised to attend hospital.	
23/11/2021		
Road Traffic Collision		
Contractor: BAM / Morgan Sindall JV		
Employer: BAM Nuttall		
Major Projects - 1-3 day Lost Time Incident		Airswweb ref: 147432
Smart Motorway Programme, M27 J4-11	At approx. 11:30, one of the site vehicles made contact with a varioguard crash cushion, at junction 8, on the M27. No other vehicle or members of the public were involved in this road traffic collision.	
29/11/2021		
Road Traffic Collision		
Contractor: BAM / Morgan Sindall JV		
Employer: BAM Nuttall		
	The driver sustained minor cuts to his face and the passenger (the supervisor) was complaining of pains in his legs.	





# Impact Protection Vehicle (IPV) Strikes

● Asset Security or Pe... ● Near Miss ● Personal Illness ... ● Undesired Ci...



Directorate	September 2021	October 2021	November 2021	Total
<b>Operations</b>	<b>2</b>	<b>0</b>	<b>3</b>	<b>5</b>
Near Miss	2	0	2	4
Undesired Circumstance	0	0	1	1
<b>Major Projects</b>	<b>0</b>	<b>0</b>	<b>1</b>	<b>1</b>
Near Miss	0	0	1	1
<b>Total</b>	<b>2</b>	<b>0</b>	<b>4</b>	<b>6</b>

Directorate	Site/Project	Date	Event Subtype	Description of the Event
Operations	M20 Quick Moveable Barrier Project	29 November	High Potential non-RIDDOR chance avoidance	06.29 - CCTV spotted breakdown sand recovery called. 06.47 - Recovery arrived & CCTV called ROC to switch MS1's from 50mph to lane closures signs. ROC did not answer phone, no lane closure signs on display due to this. 06.48 - IPV was struck by a flatbed truck in lane 1. 06.48 - Van hit the back of Flatbed.
Major Projects	MP-0156 - M4 J3 to 12	11 November	High Potential non-RIDDOR chance avoidance	At approximately 06:10 on the 11th November a 3rd vehicle struck an IPV which was in lane 1. The IPV was in attendance as part of a breakdown recovery crew at 49/7B between M4 W/B Jnc 10 8-9. The 3rd party vehicle was travelling at a low speed. No injuries were sustained by either party.
Operations	Area 1 & 2	10 November	Observation	Ongoing investigation 3rd party vehicle hit the near side rear of IPV whilst it was deployed protecting lane 1 taper. damage caused to both vehicles but no injuries 11/11/2021 Initial investigation added awaiting CCTV evidence to allow witness statements to be corroborated 15:54 11/11/21 update is that there is no cctv available but from the investigation it is clear that the 3rd party was driving without due care and attention causing the collision.
Operations	Area 1 & 2	18 November	High Potential non-RIDDOR chance avoidance	While carrying the mobile lane 1 closure on Wincanton bypass west bound carriageway a member of the public ran into the back of our crash cushion which was blocking lane 1



# Infrastructure Incidents including Bridge Strikes

● Infrastructure Asset

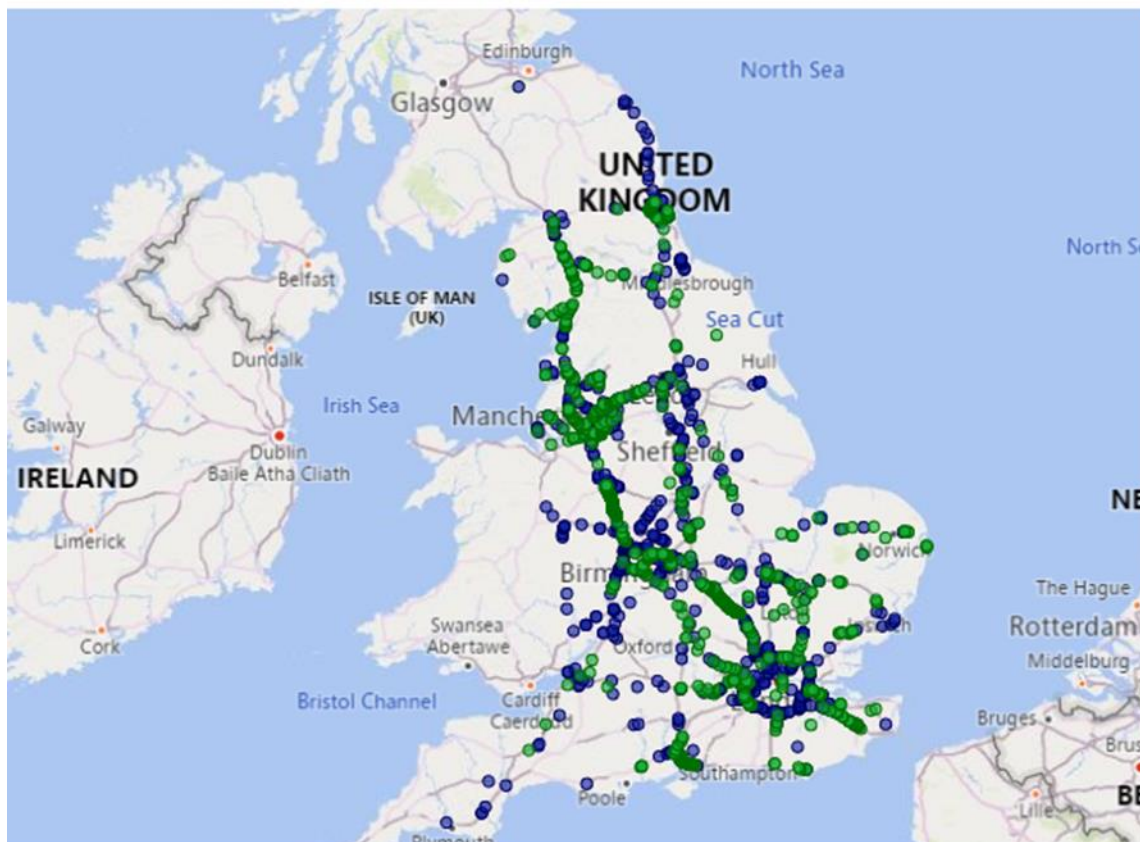


Directorate	September 2021	October 2021	November 2021	Total
<b>Operations</b>	<b>0</b>	<b>2</b>	<b>0</b>	<b>2</b>
Infrastructure Asset	0	2	0	2
<b>TO/ROC</b>	<b>1</b>	<b>2</b>	<b>0</b>	<b>3</b>
Infrastructure Asset	1	2	0	3
<b>Total</b>	<b>1</b>	<b>4</b>	<b>0</b>	<b>5</b>

Map displays the previous 12 months events

# Vehicle incursions into roadworks

● Asset Security or Personal Security ● Near Miss ● Personal Illness or Injury ● Undesired Circumstance



Directorate	September 2021	October 2021	November 2021	Total
<b>Major Projects</b>	<b>325</b>	<b>183</b>	<b>149</b>	<b>657</b>
Near Miss	5	9	3	17
Undesired Circumstance	320	174	146	640
<b>NH Office</b>	<b>2</b>	<b>1</b>	<b>4</b>	<b>7</b>
Near Miss	2	1	3	6
Undesired Circumstance	0	0	1	1
<b>Operations</b>	<b>49</b>	<b>43</b>	<b>36</b>	<b>128</b>
Near Miss	35	28	27	90
Undesired Circumstance	14	15	9	38
<b>TO/ROC</b>	<b>37</b>	<b>38</b>	<b>26</b>	<b>101</b>
Near Miss	27	23	15	65
Undesired Circumstance	10	15	11	36
<b>Total</b>	<b>413</b>	<b>265</b>	<b>215</b>	<b>893</b>

# Site Inspections undertaken in November 2021

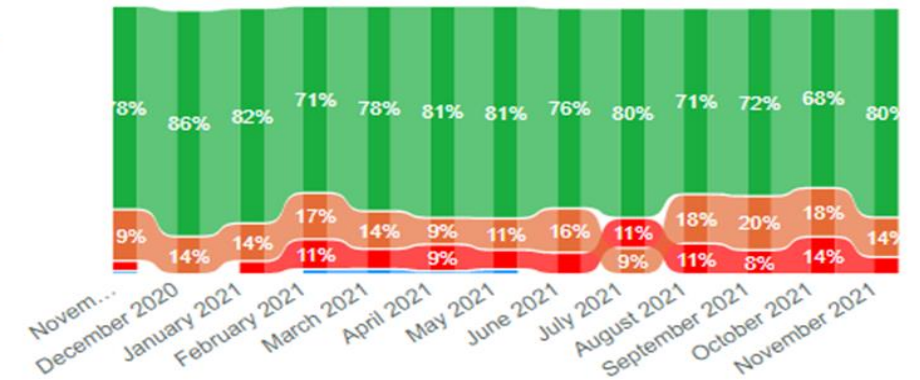
Directorate	In Month Inspections	Red	Amber	Green	Blue	Actions Raised
Operations	7	0	12	137	0	1
Major Projects	17	14	35	194	0	47
<b>Total</b>	<b>24</b>	<b>14</b>	<b>47</b>	<b>331</b>	<b>0</b>	<b>47</b>

## Key to non-conformance RAG status:

<b>Red</b>	<b>Non-conformance with legislation or Raising the Bar (RtB) requirements</b>
<b>Amber</b>	<b>RtB requirements not adopted everywhere on site or in full, and negative observation</b>
<b>Green</b>	<b>Positive observation relating to management of top risks</b>
<b>★</b>	<b>Exceptional performance or new initiative not widely used on another site</b>

Score	1		2	
Directorate	Identified	Actions	Identified	Actions
<b>Major Projects</b>	<b>14</b>	<b>12</b>	<b>35</b>	<b>25</b>
Documentation	1	1	1	
Housekeeping	4	4	10	7
Lifting Operations	3	2	1	
Management Arrangements	2	1	8	6
Management of Traffic, Mobile Plant and Vehicles	1	1	5	5
Occupational Health			2	
Office / Welfare Facilities	1	1	3	2
Work at Height and Associated Activities	1	1	2	2
Workforce Communication	1	1	3	3
<b>Operations</b>			<b>12</b>	
Housekeeping			7	
Management Arrangements			4	
Office / Welfare Facilities			1	
<b>Total</b>	<b>14</b>	<b>12</b>	<b>47</b>	<b>25</b>

## Major Projects Finding Percentages



## Operations Finding Percentages





- We launched a series of four [blind spot animations](#) focusing on staying safe around lorries which are aimed at learner, new and novice drivers. These were uploaded to National Highways' Twitter, Facebook, Instagram and LinkedIn social media accounts throughout October. In total across all platforms, the animations were viewed 36,026 times, liked by 772 people, shared 366 times and generated 161 comments. Comments were mainly positive with some professional drivers supporting the message by agreeing that there were too many drivers unaware of the issues raised.



- Our [CALMDriver](#) and [Van Driver Toolkit](#) resources have seen a huge uptake since they were launched in November 2020 and July 2021. Since the launch we have distributed over 34,000 CALMDriver packs to over 450 companies. The Van Driver Toolkit has received sign ups from over 770 companies with a potential reach to over 485,000 drivers driving for work. [Association of Fencing Industries](#) are now printing the Van Driver Toolkit to send to their members as part of the membership pack. They are also including other checklists for drivers to use to highlight the value of safe driving. The toolkit would be kept in members' vans as well as having a digital copy. The [British Aggregates Association](#) are supporting CALM Driver. They will be making additional videos to cover those who drive other vehicles such as tippers and mixers and will also engage with CALM to further address stress, anxiety and mental ill health amongst drivers. We have also see some companies embed the Van Driver Toolkit in their website, one example of this is from Commercial Fleet which can be seen [here](#). We will continue to promote and champion the CALMDriver and Van Driver Toolkit resources.



- DfBB** has received a high-profile **Prince Michael's International Road Safety Award**; the awards give public recognition to those which have developed initiatives which have made an outstanding contribution to international road safety. These awards are judged by an independent international road safety expert panel. HRH Prince Michael has written directly to Nick Harris: "For many years I have been impressed by the Driving for Better Business campaign...and am delighted that its key messages and approach have been adopted and developed by your team in National Highways to make it such a well-regarded and sustainable programme. As you know the importance of initiatives such as yours which ensure the safe use of vehicles by those who drive for work are of immense importance. The approach taken to promote the critical role of employers in delivering road safety by highlighting the many business benefits that stem from good management is truly innovative. Your programme is a fine example of what can be done by sharing good practice and through inspiring leadership. I am sure it can be replicated elsewhere." Other areas of DfBB engagement this month have included:

- [National Tyre Distributors Association](#) have put forward a proposal for the DfBB member bulletin promoting Work Related Road Risk, with links to Tyresafe.
- [Esitu Solutions and Praiso](#) (online driver behaviour/road safety training providers) are partnering with DfBB to develop targeted road safety messages to link to digitised driver training solutions.
- [System Edstrom](#) are a Swedish design racking and storage systems company looking to promote DfBB in every vehicle they fit out.
- [British Association of Landscape Industries](#) are sharing the Van Driver Toolkit within their membership pack and promoting it within their National Contractor forum.

- **Our Regional Safety Coordinators** continue to deliver a range of activities, including presenting the North West Regional Road User Safety Plan to the Regional Away Day. Bids have been received from the regional partners as part of the revenue allocation for road safety delivery in the North West. All of the bids are aligned to the regional priorities for casualty reduction and include driver training for older and new drivers in Cumbria and Lancashire. Manchester's Safe Driving for Longer initiative includes input from Traffic Officers and additional support for Cheshire's Share the Road Campaign. (<https://www.youtube.com/watch?v=QV-1Ta-FUg0>) We supported Police across the East at the launch of Operation Orbital which is an Op Tramline event covering the entire M25. Seven Police forces will participate with access to two unmarked HGV supercabs and record drivers of all types of vehicles committing mobile phone, seatbelt, and other safety offences. DVSA will also carry out checks on vans and lorries for road worthiness, secure loads, weight, and drivers' hours to reduce the risk of incidents along the route. A winter vehicle check was carried out in the East for staff at Woodlands where numerous vehicles were checked in preparation for the colder weather.





# Health Safety & Wellbeing team

- **Safety Alerts:** There have been **2** Safety Alerts issued in the month of November:  
NHa277 - National Highways for Information Safety Alert - [PPE](#).  
NHa278 - National Highways for Information Safety Alert - [Faulty Signs Signals and CCTV Reporting](#).
- For October we've had one supply chain winner; **BAM Nuttall**. Their target was to have 3 "perfect months" based on their hours. Their rolling 12 months hours total for October is 2,020,029 putting them in the second hours band, which has a target of 3 months without reporting a higher level events;

	Nov-20	Dec-20	Jan-21	Feb-21	Mar-21	Apr-21	May-21	Jun-21	Jul-21	Aug-21	Sep-21	Oct-21	Consecutive Perfect Months	Supplier Hours Category	Target PMs	Award ?
<b>BAM Nuttall</b>	1	1	1		4	2	3	1					4	2) 2-5m	3	Yes