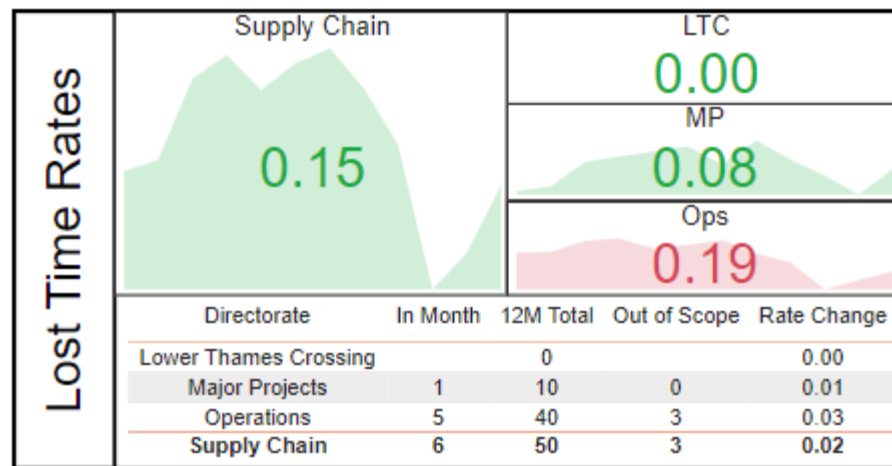
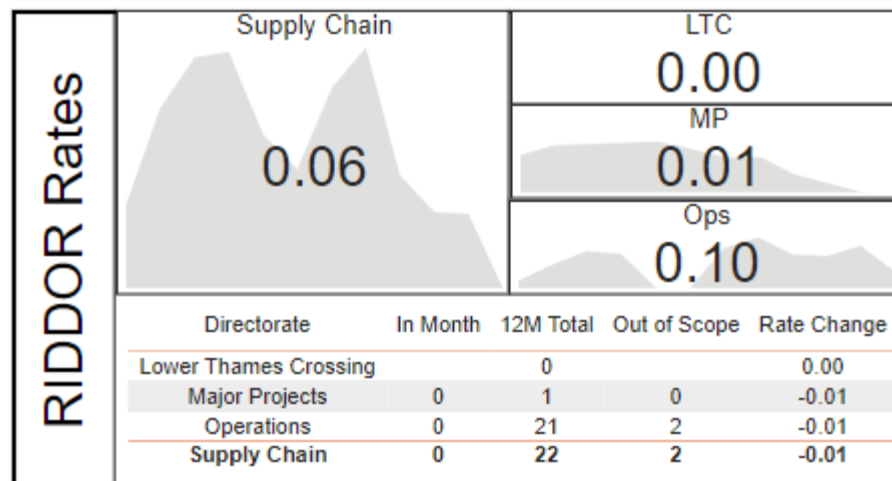


# November 2023

# Summary Health Safety & Wellbeing

# Performance Report

Board Sponsor: Lawrence Gosden  
Executive Sponsor: Mike Wilson  
Author: Melanie Clarke



All data included within this report is up to date as of **4 December 2023**. This performance report is provided to assist the Board and Executive to fulfil their leadership and management responsibilities in respect of health and safety. All incidents within the report have been reviewed by the Health, Safety & Wellbeing Division.

Please note: Incidents move out of scope once the duration of 12 months has passed. For example, if an incident occurs in February, it will remain within the frequency rate until January. The following month it will move out of scope for rate calculations.

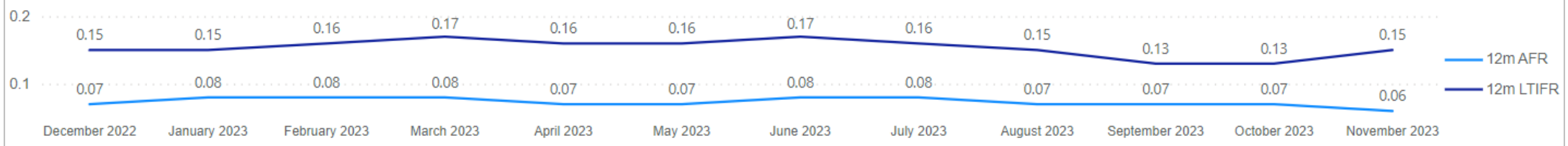
### Supply Chain RIDDORs

Directorate	In Month	Rate	3 Month	Rate	12 Month	AFR
Operations	0	0.00	5	0.09	21	0.10
Major Projects	0	0.00	0	0.00	1	0.01
Lower Thames Crossing					0	0.00
<b>Supply Chain</b>	<b>0</b>	<b>0.00</b>	<b>5</b>	<b>0.06</b>	<b>22</b>	<b>0.06</b>

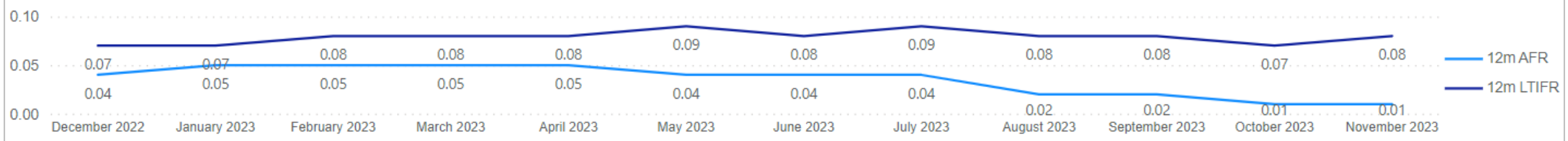
### Supply Chain Lost Time Incidents

Directorate	In Month	Rate	3 Month	Rate	12 Month	
Operations	5	0.29	12	0.23	40	0.19 ✘
Major Projects	1	0.10	2	0.07	10	0.08 ✔
Lower Thames Crossing					0	0.00 ✔
<b>Supply Chain</b>	<b>6</b>	<b>0.22</b>	<b>14</b>	<b>0.16</b>	<b>50</b>	<b>0.15 ✔</b>

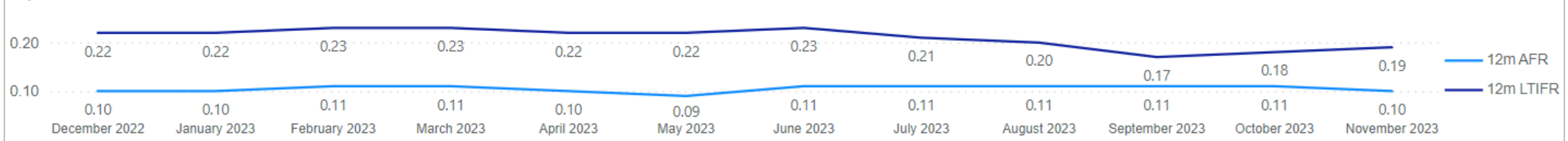
### Supply Chain Lost Time Incidents & RIDDORs Rate



### Major Projects Lost Time Incidents & RIDDORs Rate



### Operations Lost Time Incidents & RIDDORs Rate



### Lower Thames Crossing Lost Time Incidents & RIDDORs Rate



**Changes from last month's report:**

- 146813 DBFO - M40 J1-15 Denham to Warwick (Area 30) was a non-RIDDOR > 7 days, this is now a RIDDOR > 7 days
- 146523 changed from AD-Construction – Seven to National Highways Hilton Park Depot for October
- 146905 4-to-7-day injury added to Area 14 for October

Red ✘	Amber !	Green ✔
≥ 0.165	0.15-0.165	≤ 0.15

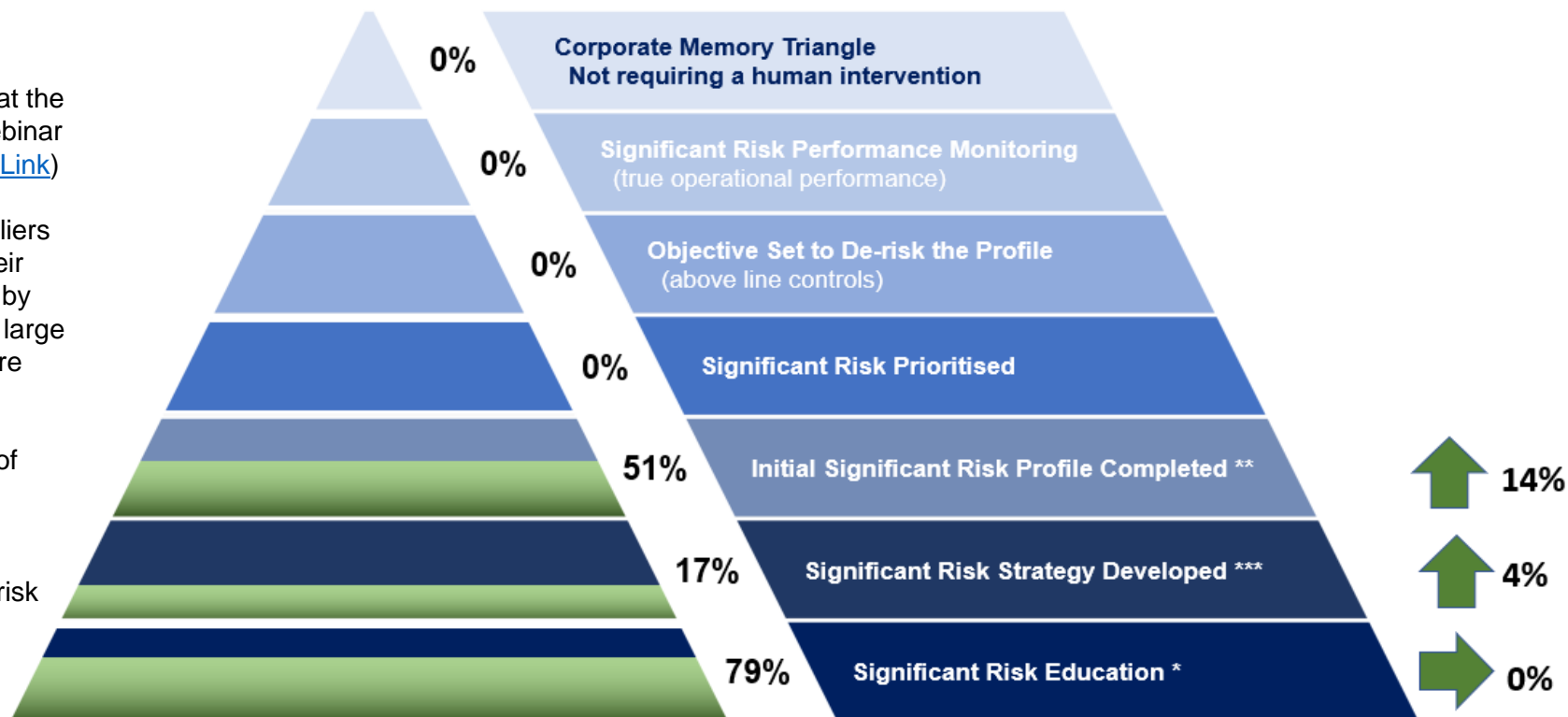


The Supply Chain Safety Leadership Group with our full support, are implementing a Significant Risk approach. This aims to eliminate the significant risks that cause life-changing harm to those working on the strategic road network. Significant risk profiling carried out across the supply chain has identified significant risks of which the top 9 will be focused upon first. This Leading Indicator is the fundamental building block and must be delivered and embedded to ensure success as we move forward with the 9 Significant Risks.

**In-month commentary:**

On the 15<sup>th</sup> March 2023 the SCSLG launched their first Leading Indicator at the Engagement Council. A CEO/MD Webinar followed on the 22<sup>nd</sup> March ([Webinar Link](#)) and [Technical Webinars](#) completed throughout May, June and July. Suppliers were provided a deadline to return their significant risk profiles and strategies by 12<sup>th</sup> September 2023. The majority of large organisations are engaged, and we are reaching out to others individually.

In this Sixth month of reporting, 79% of suppliers to National Highways have engaged with the Significant Risk Education programme. 51% have completed and returned a significant risk profile and 17% have completed and returned their strategic direction.



\* Significant Risk Education CEO/MD Engagement (84 out of 106 suppliers engaged)

\*\* Initial Significant Risk Profile Completed (55 out of 106 suppliers)

\*\*\* Significant Risk Strategy Developed (18 out of 106 suppliers)

# Supplier Performance

Supplier	Total Hours	Lost Time Incidents	Lost Time Rate	RIDDORs	AFR	Service Strikes
Costain	3,706,017	5	0.13	0	0.00	9
Kier	3,136,482	4	0.13	2	0.06	1
Balfour Beatty	3,126,387	0	0.00	0	0.00	17
Amey	2,958,279	4	0.14	2	0.07	4
Connect Plus	2,709,155	1	0.04	1	0.04	1
Morgan Sindall	1,277,515	2	0.16	1	0.08	1
Skanska	1,267,144	1	0.08	1	0.08	3
Chevron	923,612	1	0.11	0	0.00	0
Galliford Try	852,463	1	0.12	0	0.00	3
Tarmac	807,739	1	0.12	1	0.12	1
Telent	674,507	1	0.15	0	0.00	1
Colas	645,523	3	0.46	2	0.31	2
Graham Construction	626,192	0	0.00	0	0.00	5
John Sisk	527,203	1	0.19	0	0.00	3
Keltbray (formerly NMCN)	510,855	0	0.00	0	0.00	5
Autolink Concessionaires (A19) Ltd	472,126	4	0.85	1	0.21	0
CHC Highways	440,662	1	0.23	2	0.45	1
Egis	392,026	5	1.28	3	0.77	0
Atkins	388,222	1	0.26	0	0.00	0
Eurovia UK	230,454	1	0.43	1	0.43	1
Volker Laser Ltd	230,343	1	0.43	1	0.43	0
Premier Traffic Management	211,224	1	0.47	0	0.00	0
Aggregate Industries	205,224	0	0.00	0	0.00	1
Concrete Repairs Ltd	204,618	2	0.98	1	0.49	0
Winvic	193,265	0	0.00	0	0.00	1
AE Yates	186,367	0	0.00	0	0.00	1
RSK Environment Ltd	150,270	1	0.67	0	0.00	2
Joe Roocroft & Sons Ltd	139,128	0	0.00	0	0.00	1
J McCann	130,149	0	0.00	0	0.00	4
Road Management Services	126,506	0	0.00	0	0.00	3
Sir Robert McAlpine	118,954	0	0.00	0	0.00	2

## Targets

### Lost Time Incidents

Red	Amber	Green
✘	!	✔
≥0.165	0.15-0.165	≤ 0.15

### Changes from last month's report:

- 146813 DBFO - M40 J1-15 Denham to Warwick (Area 30) was a non-RIDDOR > 7 days, this is now a RIDDOR > 7 days
- 146523 changed from AD-Construction – Seven to National Highways Hilton Park Depot for October
- 146905 4-to-7-day injury added to Area 14 for October

(Continues on next page)

Suppliers will only be shown in this table if LTIs, RIDDORs or Service Strikes have been assigned to them

Supplier	Total Hours	Lost Time Incidents	Lost Time Rate	RIDDORs	AFR	Service Strikes
AMCO Giffen	78,796	0	0.00	0	0.00	1
FM Conway	75,714	0	0.00	0	0.00	1
M J Church	74,868	1	1.34	0	0.00	1
Crown Highways	69,196	0	0.00	0	0.00	1
Tilbury Douglas	58,460	1	1.71	0	0.00	0
Farrans	46,206	0	0.00	0	0.00	1
Wilson and Scott	27,031	1	3.70	0	0.00	0
*	26,364	1	3.79	0	0.00	0
ATM (Ainsty Timber Marketing Ltd)	23,740	1	4.21	1	4.21	0
HW Martin Ltd	18,590	0	0.00	0	0.00	1
XEIAD	17,942	1	5.57	1	5.57	1
Littlewood Fencing	16,877	1	5.93	0	0.00	0
<b>Total</b>	<b>28,114,250</b>	<b>50</b>	<b>0.18</b>	<b>22</b>	<b>0.08</b>	<b>82</b>

### Targets

#### Lost Time Incidents

Red	Amber	Green
✘	!	✔
≥0.165	0.15-0.165	≤ 0.15

#### Changes from last month's report:




- 146813 DBFO - M40 J1-15 Denham to Warwick (area 30) was a non-RIDDOR > 7 days, this is now a RIDDOR > 7 days
- 146523 changed from AD-Construction – Seven to National Highways Hilton Park Depot for October
- 146905 4-to-7-day injury added to Area 14 for October

\* Event 147850 is currently awaiting investigation and a supplier name to be assigned.

Programme	Total Hours	Lost Time Incidents	Lost Time Rate	RIDDORs	AFR	Service Strikes
<b>RIP</b>	<b>9,350,347</b>	<b>7</b>	<b>0.07</b>	<b>1</b>	<b>0.01</b>	<b>43</b>
South West	1,984,119	4	0.20	0	0.00	9
North West	1,952,941	1	0.05	0	0.00	4
South East	1,825,313	0	0.00	0	0.00	15
Yorkshire & North East	1,797,401	1	0.06	0	0.00	9
Midlands	1,280,966	1	0.08	1	0.08	6
East	509,607	0	0.00	0	0.00	0
<b>SMP</b>	<b>2,906,721</b>	<b>3</b>	<b>0.10</b>	<b>0</b>	<b>0.00</b>	<b>5</b>
North West	964,771	1	0.10	0	0.00	0
Midlands	524,935	1	0.19	0	0.00	0
Yorkshire & North East	494,229	1	0.20	0	0.00	0
South East	354,749	0	0.00	0	0.00	2
East	284,668	0	0.00	0	0.00	3
National	147,927					
South West	86,976	0	0.00	0	0.00	0
Yorkshire & North East	48,466	0	0.00	0	0.00	0
<b>CIP</b>	<b>515,919</b>	<b>0</b>	<b>0.00</b>	<b>0</b>	<b>0.00</b>	<b>0</b>
East	432,647	0	0.00	0	0.00	0
South West	75,735	0	0.00	0	0.00	0
Yorkshire & North East	7,537					
Yorkshire & North East		0		0	NaN	0
<b>Total</b>	<b>12,772,987</b>	<b>10</b>	<b>0.08</b>	<b>1</b>	<b>0.01</b>	<b>48</b>

**Targets**

Lost Time Incidents

Red 	Amber 	Green 
≥0.165	0.15-0.165	≤ 0.15

We have requested urgent conversations with the System providers to establish why Y&NE is appearing twice for CIP and SMP, but this is **not** impacting the metrics.

Region	Total Hours	Lost Time Incidents	Lost Time Rate	RIDDORs	AFR	Service Strikes
<b>South East</b>	5,286,636	8	0.15	3	0.06	7
DBFO - M25 (Area 5)	2,709,155	1	0.04	1	0.04	1
Area 3	1,043,162	2	0.19	1	0.10	1
Area 4	911,364	5	0.55	1	0.11	5
M20 Quick Moveable Barrier Project	242,861	0	0.00	0	0.00	0
AD - M&R - Four	143,644	0	0.00	0	0.00	0
ASC & PAD - Four	88,070					
Pavements - Four	82,018	0	0.00	0	0.00	0
Pavements - Three	32,862					
RTMC - M25 Regional Technology Contract	25,299					
TST - TST(N) - Four	3,972					
AD - Design - Four	3,154					
TST - TST(I) - Four	1,075					
AD - Construction - Four		0		0	NaN	0
<b>Total</b>	<b>5,286,636</b>	<b>8</b>	<b>0.15</b>	<b>3</b>	<b>0.06</b>	<b>7</b>

Region	Total Hours	Lost Time Incidents	Lost Time Rate	RIDDORs	AFR	Service Strikes
<b>East</b>	3,729,840	8	0.21	4	0.11	3
Area 6 & 8	1,766,744	3	0.17	1	0.06	3
AD - M&R - Eight	797,679	0	0.00	0	0.00	0
DBFO - M40 J1-15 Denham to Warwick (area 30)	392,026	5	1.28	3	0.77	0
AD - Design - Eight	370,267					
AD - Construction - Eight	231,217	0	0.00	0	0.00	0
Pavements - Six & Eight	106,538					
DBFO - A1(M) Alconbury to Peterborough	54,229	0	0.00	0	0.00	0
TST - TST(I) - Eight	10,519	0	0.00	0	0.00	0
CPMS M0025 Operations East 20/21 H&S Close Out	621					
<b>Total</b>	<b>3,729,840</b>	<b>8</b>	<b>0.21</b>	<b>4</b>	<b>0.11</b>	<b>3</b>

### Targets

#### Lost Time Incidents

Red	Amber	Green
✘	!	✔
≥0.165	0.15-0.165	≤ 0.15

Rows with no data/rates means the site/projects have not loaded any incident data in HART within the past 12 months.



Region	Total Hours	Lost Time Incidents	Lost Time Rate	RIDDORs	AFR	Service Strikes
<b>North West</b>	<b>2,690,918</b>	<b>6</b>	<b>0.22</b>	<b>4</b>	<b>0.15</b>	<b>5</b>
Area 10	924,738	3	0.32	2	0.22	3
AD - M&R - Ten	570,020	1	0.18	0	0.00	0
Area 13	558,080	0	0.00	0	0.00	0
AD - M&R - Thirteen	470,909	2	0.42	2	0.42	0
AD - Construction - Ten	70,134	0	0.00	0	0.00	0
Pavements - Ten	60,417	0	0.00	0	0.00	0
Pavements - Thirteen	20,191	0	0.00	0	0.00	1
AD - Design - Ten	12,026	0	0.00	0	0.00	0
TST - TST(N) - Ten	2,570					
TST - TST(I) - Ten	1,292					
AD - Construction - Thirteen	541	0	0.00	0	0.00	1
AD - Design - Thirteen		0		0	NaN	0
<b>Total</b>	<b>2,690,918</b>	<b>6</b>	<b>0.22</b>	<b>4</b>	<b>0.15</b>	<b>5</b>

Region	Total Hours	Lost Time Incidents	Lost Time Rate	RIDDORs	AFR	Service Strikes
<b>Yorkshire &amp; North East</b>	<b>3,379,401</b>	<b>8</b>	<b>0.24</b>	<b>5</b>	<b>0.15</b>	<b>9</b>
Area 12	788,026	0	0.00	0	0.00	5
AD - M&R - Twelve	668,112	0	0.00	0	0.00	0
Area 14	612,540	3	0.49	2	0.33	2
DBFO - A168 / A19 Dishforth to Tyne Tunnel	472,126	4	0.85	1	0.21	0
AD - M&R - Fourteen	440,662	1	0.23	2	0.45	1
M62 J28 - J29 & M1 J42 – M621 J7 Concrete Barrier Scheme	117,327	0	0.00	0	0.00	1
DBFO - A1 Darrington to Dishforth	89,801					
DBFO - M1 - A1 Link Road	71,884	0	0.00	0	0.00	0
DBFO - A69 Carlisle to Newcastle	53,770	0	0.00	0	0.00	0
Pavements - Twelve	46,713	0	0.00	0	0.00	0
Pavements - Fourteen	12,636	0	0.00	0	0.00	0
TST - TST(N) - Twelve	2,736					
AD - Construction - Fourteen	1,548	0	0.00	0	0.00	0
TST - TST(I) - Twelve	1,520					
AD - Construction - Twelve		0		0	NaN	0
AD - Design - Fourteen		0		0	NaN	0
M606 M621 M62 2015/16		0		0	NaN	0
<b>Total</b>	<b>3,379,401</b>	<b>8</b>	<b>0.24</b>	<b>5</b>	<b>0.15</b>	<b>9</b>

## Targets

### Lost Time Incidents

Red	Amber	Green
✘	!	✔
$\geq 0.165$	0.15-0.165	$\leq 0.15$

Rows with no data/rates means the site/projects have not loaded any incident data in HART within the past 12 months.

Region	Total Hours	Lost Time Incidents	Lost Time Rate	RIDDORs	AFR	Service Strikes
<b>South West</b>	<b>1,638,516</b>	<b>4</b>	<b>0.24</b>	<b>1</b>	<b>0.06</b>	<b>5</b>
Area 1 & 2	741,955	2	0.27	0	0.00	0
AD - M&R - One	439,655	0	0.00	0	0.00	0
AD - SBIM - One	218,137	1	0.46	0	0.00	0
DBFO - A30 / A35 Exeter to Bere Regis	72,921	0	0.00	0	0.00	0
DBFO - A419 / A417 Swindon to Gloucester	71,389	0	0.00	0	0.00	3
Pavements - One & Two	69,449	0	0.00	0	0.00	1
TST - TST(N) - One	21,005	1	4.76	1	4.76	1
AD - Construction - One	2,084					
TST - TST(I) - One	1,921	0	0.00	0	0.00	0
<b>Total</b>	<b>1,638,516</b>	<b>4</b>	<b>0.24</b>	<b>1</b>	<b>0.06</b>	<b>5</b>

Region	Total Hours	Lost Time Incidents	Lost Time Rate	RIDDORs	AFR	Service Strikes
<b>Midlands</b>	<b>3,017,908</b>	<b>4</b>	<b>0.13</b>	<b>3</b>	<b>0.10</b>	<b>5</b>
Area 9	1,224,942	3	0.24	2	0.16	2
Area 7	1,000,499	0	0.00	0	0.00	0
AD - M&R - Seven	648,448	1	0.15	1	0.15	3
DBFO - A50 / A564 Stoke to Derby	82,802	0	0.00	0	0.00	0
AD - Construction - Seven	18,837	0	0.00	0	0.00	0
Pavements - Seven	16,345	0	0.00	0	0.00	0
Pavements - Nine	14,361					
TST - TST(N) - Seven	8,099					
AD - Design - Seven	3,575	0	0.00	0	0.00	0
<b>Total</b>	<b>3,017,908</b>	<b>4</b>	<b>0.13</b>	<b>3</b>	<b>0.10</b>	<b>5</b>

Region	Total Hours	Lost Time Incidents	Lost Time Rate	RIDDORs	AFR	Service Strikes
<b>National</b>	<b>1,195,172</b>	<b>2</b>	<b>0.17</b>	<b>1</b>	<b>0.08</b>	<b>0</b>
National Roads Telecommunications Services	590,845	1	0.17	0	0.00	0
National Highways TFM	314,688	1	0.32	1	0.32	0
Estates and Property Services	94,923	0	0.00	0	0.00	0
NGVR National - Next Generation Vehicle Recovery	73,101	0	0.00	0	0.00	0
National Traffic Information Service	72,996					
Redflex Speed Cameras	17,645	0	0.00	0	0.00	0
National Expert Control Room Tech Support -NECoRTS2	10,691					
HE Noise Insulation Project	10,489	0	0.00	0	0.00	0
National Expert Control Room Tech Support -NECoRTS (to 30 April 2023)	9,794					
Corrosion Protection of Steelwork (STACP2)		0		0	NaN	0
<b>Total</b>	<b>1,195,172</b>	<b>2</b>	<b>0.17</b>	<b>1</b>	<b>0.08</b>	<b>0</b>


### Targets

#### Lost Time Incidents


Red	Amber	Green
✘	!	✔
≥0.165	0.15-0.165	≤ 0.15

Rows with no data/rates means the site/projects have not loaded any incident data in HART within the past 12 months.


Major Projects		Event Type: 1 to 3 Day Injury	HART ref: 147723
Project Name:	MP-0253 - A30 Chiverton to Carland Cross - RDP		
Location:	A30 near Carland Cross		
Date: 21/11/2023	A roller driver working on Chybucca Bridge misplaced their footing when they tripped up a kerb, landing on their chest on a metal barrier. The following morning the operative reported discomfort and pain in their right hand as a result of the impact. They attended hospital where it was confirmed there was no chest injury, but the operative was advised to rest.		
Kind of event: Tripped from Same Level			
Contractor: Costain			
Employer: Costain			



Operations		Event Type: 1 to 3 Day Injury	HART ref: 147227
Project Name:	Area 4		
Location:	A21 Section 4 Safety Improvements		
Date: 09/11/2023	Site Manager was walking on a verge area and rolled his ankle but was able to continue working and felt ok to continue. When waking up after the night shift, the Site Manager had a very swollen ankle. A&E confirmed a sprained ankle.		
Kind of event: Fell from Same Level			
Contractor: M J Church			
Employer: M J Church			




Operations		Event Type: 4 to 7 Day Injury	HART ref: 147215
Project Name:	DBFO - M40 Junction 1 to Junction 15 Denham to Warwick (area 30)		
Location:	M40 near Stokenchurch		
Date: 09/11/2023	An operative was cutting vegetation with a strimmer near a gabion wall, when the strimmer ran out of cord. The operative sat down to change the cord reel, but when standing back up 'rolled' their ankle, aggravating an existing ankle injury.		
Kind of event: Slipped from Same Level			
Contractor: Egis			
Employer: Egis			




Operations		Event Type: RIDDOR - MOP hospital admission	HART ref: 147357
Project Name:	NGVR National - Next Generation Vehicle Recovery		
Location:	M6 Junction 33 – 34		
Date: 12/11/2023	A Stat recovery vehicle en route to incident unfortunately hit a member of the public on the hard shoulder who was waiting for assistance.  (This is included here for information only and is not included in the Supply Chain metrics.)		
Kind of event: Hit by a moving vehicle			
Contractor: FMG			
Employer: N/A (MOP)			


Operations		Event Type: 4 to 7 Day Injury	HART ref: 147399
Project Name:	DBFO - A168/A19 Dishforth to Tyne Tunnel		
Location:	A168 Northbound		
Date: 14/11/2023	An Impact Protection Vehicle (IPV) was supporting an overnight lane closure when it was struck by a Lights Goods Vehicle (LGV). Following this collision the LGV came to rest in the field adjacent to the carriageway. The driver of the LGV was trapped in their vehicle and had to be freed by the emergency services. The driver of the IPV started to experience whiplash related symptoms to their neck and shoulders on the second day. They attended hospital and was advised to rest for a number of days.		
Kind of event: IPV Strike			
Contractor: Autolink Concessionaires (A19) Ltd			
Employer: Autolink Concessionaires (A19) Ltd			



Operations		Event Type: 1 to 3 Day Injury	HART ref: 147692
Project Name:	DBFO - M40 Junction 1 to Junction 15 Denham to Warwick (area 30)		
Location:	M40 Junction 10		
Date: 16/11/2023	Whilst the operator was loading the vehicle, they thought they had clipped in the catch, but they had not secured it and the fall arrest safety bar fell and struck the operator in the face causing their nose to bleed.		
Kind of event: Hit by a falling object			
Contractor: Egis			
Employer: Egis			



Operations		Event Type: 1 to 3 Day Injury	HART ref: 147850
Project Name:	Area 4		
Location:	Polegate		
Date: 27/11/2023	Service Delivery Manager went out to close shutters on windows for security; whilst walking down the back of the office unit they slipped on some moss and hurt their back and leg. This should have been reported as Polegate Depot. This will be updated next month.		
Kind of event: Investigation not completed, hence no kind of event			
Contractor: Investigation not completed, hence no contractor			
Employer: National Highways			

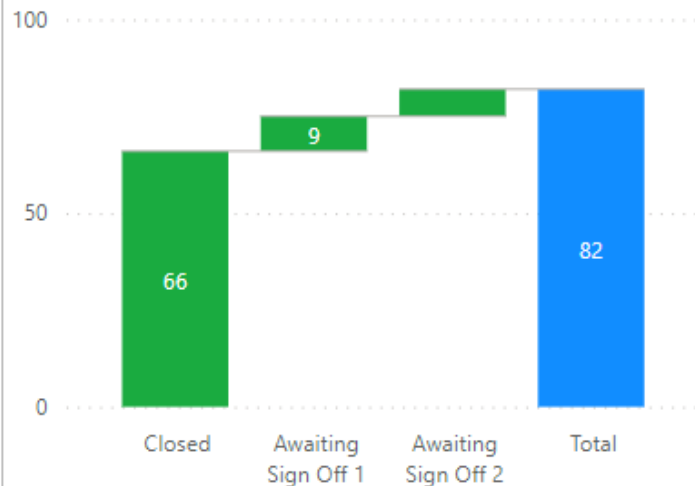


- **Changes from last month's report:**
  - 146813 DBFO - M40 J1-15 Denham to Warwick (area 30) was a non-RIDDOR > 7 days, this is now a RIDDOR > 7 days
  - 146523 changed from AD-Construction – Seven to National Highways Hilton Park Depot for October
  - 146905 4-to-7-day injury added to Area 14 for October

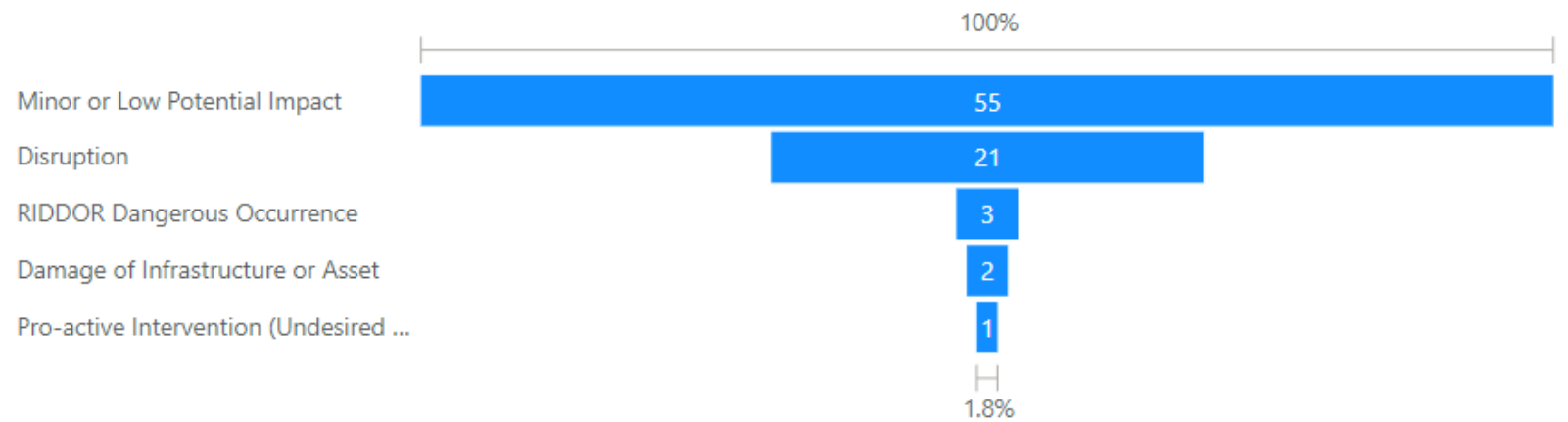
### Supply Chain Rolling 12 Months Service Strikes

Directorate	Service Strike
<b>Major Projects</b>	<b>48</b>
Service strike electricity	18
Service strike Telecom	12
Service strike other cables or pipelines	7
Service strike water	6
Service strike Drainage	3
Service strike CCTV	2
<b>Operations</b>	<b>34</b>
Service strike electricity	9
Service strike Telecom	7
Service strike gas	5
Service strike other cables or pipelines	5
Service strike water	4
Service strike CCTV	2
Service strike Drainage	2
<b>Total</b>	<b>82</b>

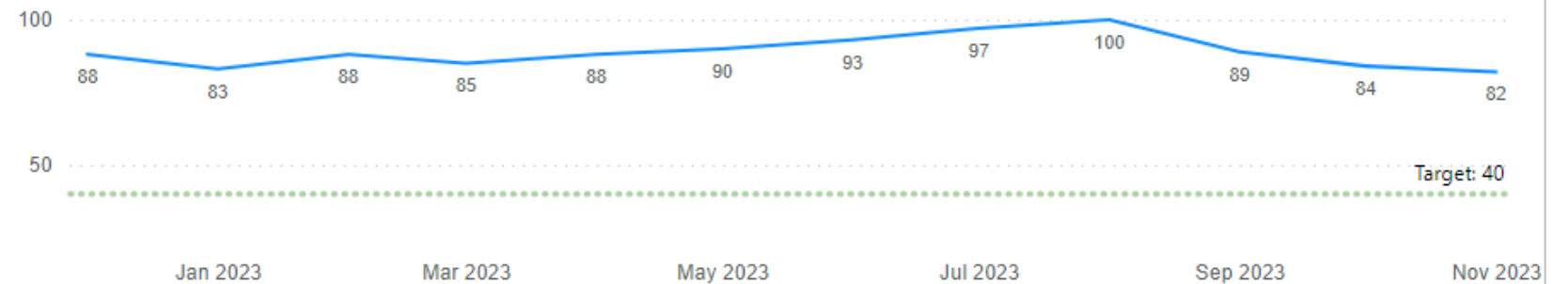
### Supply Chain Rolling 12 Month Service Strikes Status



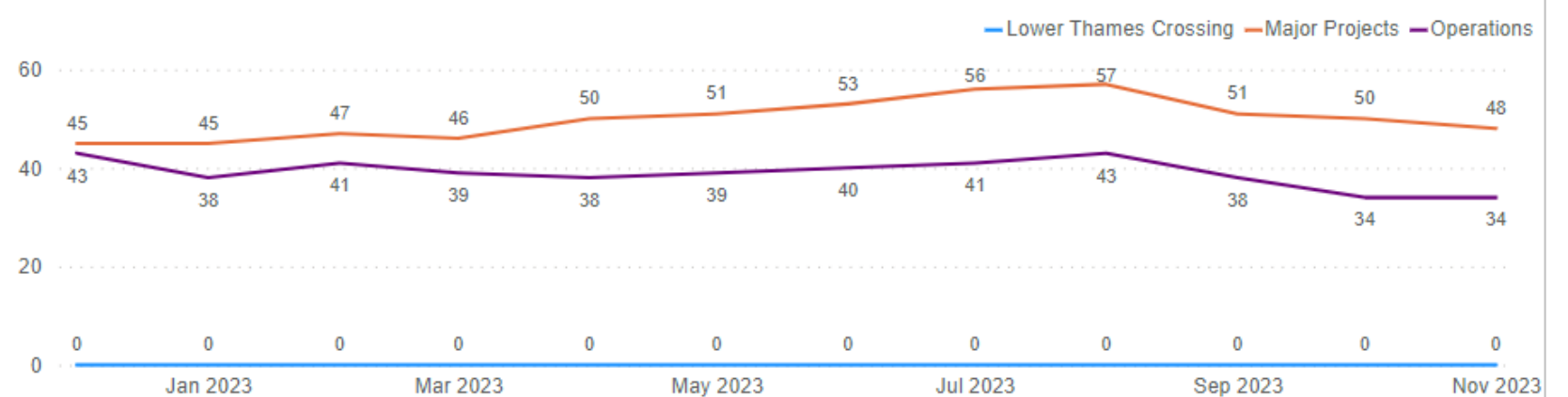
### Supply Chain Rolling 12 Months Service Strikes by Event Sub Type



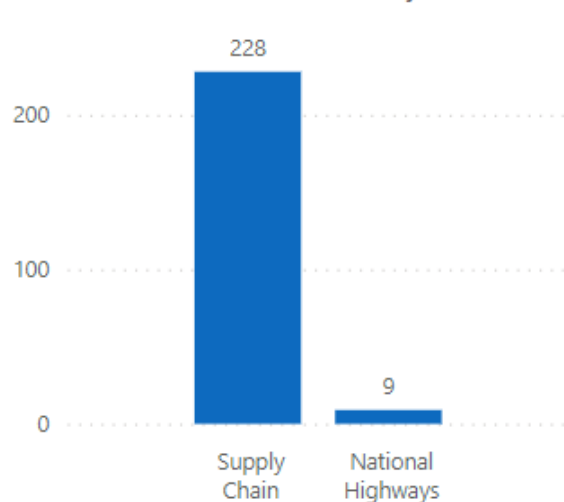
### Supply Chain Service Strikes



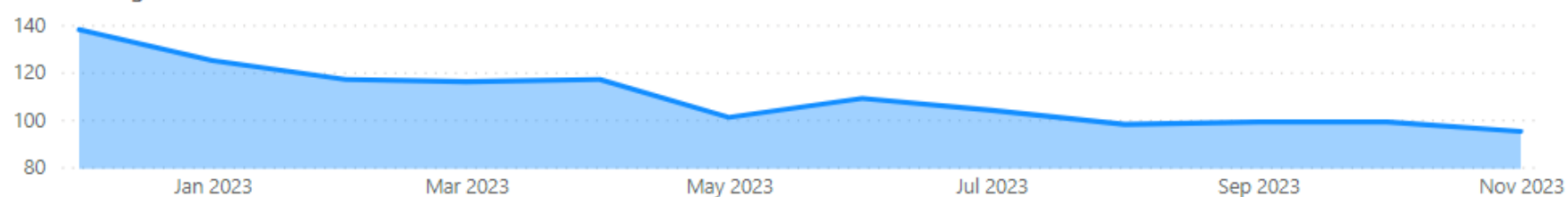
### Supply Chain Service Strikes by Directorate



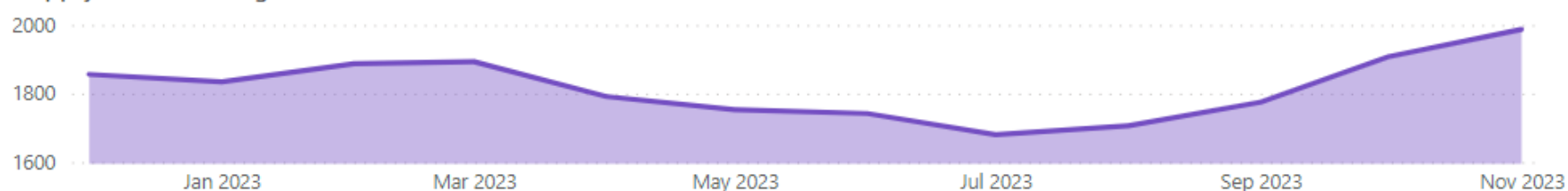
**In Month Vehicle Incursion by Division**



**NH Rolling 12 Months Vehicle Incursions**



**Supply Chain Rolling 12 Months Vehicle Incursions**



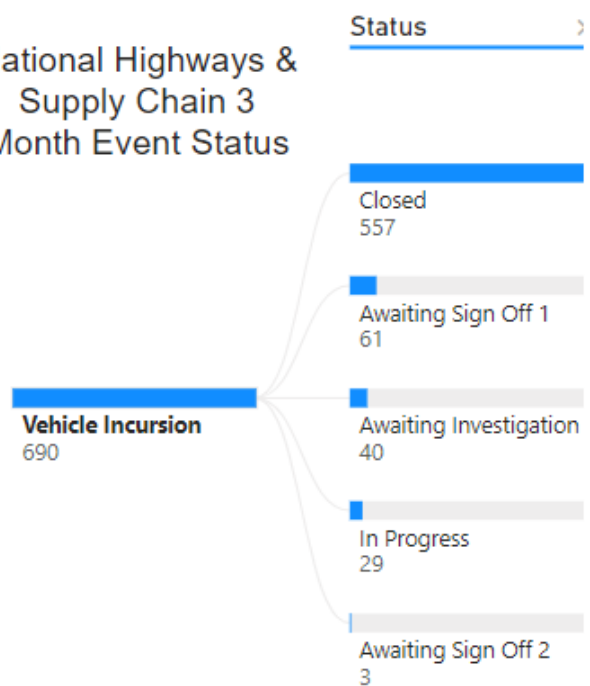
**National Highways & Supply Chain Rolling 12 Months Vehicle Incursions**

Directorate	September 2023	October 2023	November 2023	Total
Lower Thames Crossing	0	0	0	0
Major Projects	775	844	908	908
NH Offices & Depots	9	8	12	12
Operations	1000	1064	1079	1079
Outstations & ROCs	90	91	83	83
<b>Total</b>	<b>1874</b>	<b>2007</b>	<b>2082</b>	<b>2082</b>

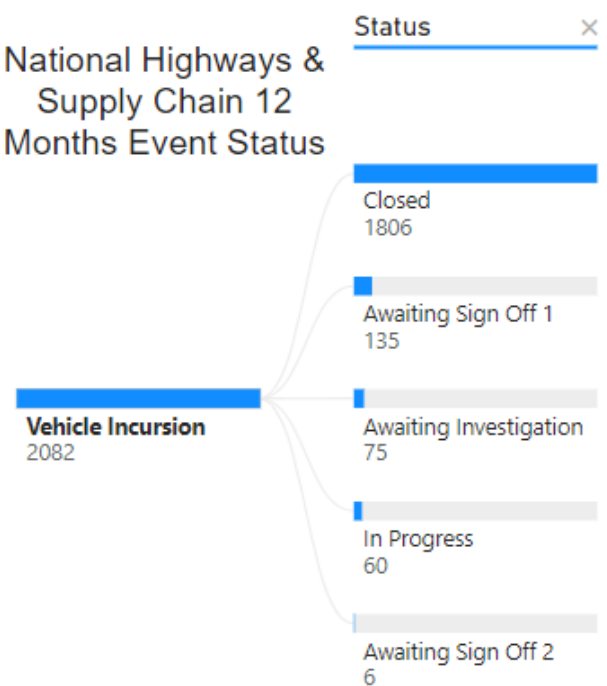
**National Highways & Supply Chain In Month Vehicle Incursions**

Directorate	September 2023	October 2023	November 2023	Total
Major Projects	83	139	132	354
NH Offices & Depots	0	0	4	4
Operations	81	134	96	311
Outstations & ROCs	7	9	5	21
<b>Total</b>	<b>171</b>	<b>282</b>	<b>237</b>	<b>690</b>

**National Highways & Supply Chain 3 Month Event Status**



**National Highways & Supply Chain 12 Months Event Status**



## Road to Zero Harm – completion of phase 1 external engagement – All pillars

Our Road to Zero Harm project will result in an evidence-based Roadmap to eliminate fatalities and serious injuries on the strategic road network. It will be supported by a series of shorter term action plans and will be delivered by National Highways in partnership with road safety stakeholders across the sector.

In November, we completed the initial phase of external engagement. The aim of this was to gauge interest and lay the groundwork for a roadmap that partners can endorse. Initial conversations introduced the project to stakeholders and sought to understand how they see their role in road safety and the roadmap. Stakeholder feedback has been universally supportive.

- Participants are keen to continue the engagement and eager to see the recommendations.
- They recognise that the project is the right approach for National Highways to take.
- They agree that zero KSIs is the right ambition and lean towards a 2050 target.
- Most have offered to lend their support in various ways - e.g. through the provision of data or offering to convene workshops involving their members.

Our next round of engagement in January-February will see us re-engage with a prioritised cohort of delivery partners who are critical for delivery of road safety measures in the Roadmap. This more in-depth engagement is designed to result in commitment to an Action Plan to the end of 2025, and endorsement of the Roadmap to 2050.

Research indicates that Safe System-based policy and strategy with a Vision Zero target significantly improves the effectiveness of road safety efforts.



## Operation Tramline - *Safe vehicles & Safe people*

As part of Operation Tramline, National Highways provides unmarked HGV cabs to police forces across the country to assist their work. From the elevated position in the HGV, officers can spot and take action in relation to unsafe driving behaviour which could put road users at risk.

In November, [ITV News](#) reported that South Yorkshire Police stopped 222 drivers, including 27 for driving while on their mobile phone, 87 for not wearing a seatbelt, 15 for not being in proper control of their vehicle, and 12 for driving with an insecure load. A link to South Yorkshire's post on X (formerly Twitter) can be found [here](#). [The BBC](#) reported that Cleveland Police dealt with 16 people between 24 October and 27 October. Offences included three people driving while using a mobile phone and six not wearing seatbelts.

Northamptonshire Police were [reported](#) to have detected 140 traffic offences between junctions 15 and 18 of the M1. Surrey & Sussex Police worked together for one week and [reported](#) 804 endorsement points and £26,800 in fines for mobile phone use on the A3, M25, A23 and M23.



Police officers use an unmarked HGV to get an elevated position where they can see if drivers are committing offences. (Photo: Northamptonshire Police)

## Operation Pennine - *Safe vehicles & Safe people*

Operation Pennine is a joint operation by National Highways, police forces and other partner agencies targeting unsafe driving on the trans-Pennine M62 between Hull and Liverpool. The BBC [reported](#) that officers from Merseyside, Liverpool Ports Police, Cheshire, Greater Manchester, West Yorkshire stopped 435 vehicles and uncovered 375 offences. This included an overburdened transporter and a van packed with chickens. The North West Commercial Vehicle Unit also patrolled various stretches of the M62.



## Road Safety GB Award - *Safe vehicles & Safe people*

The Road Safety GB awards, presented at the National Road Safety Conference on 15 November 2023, recognise contributions to road safety. Mark Cartwright, Head of Commercial Vehicle Incident Prevention, was awarded one of the individual Achievement Awards. The Commercial Vehicle Incident Prevention Team identifies and develops programmes to reduce collisions on the strategic road network involving commercial vehicles. A link to the awards can be found [here](#).





## Future Compliance Technologies - *Safe People*

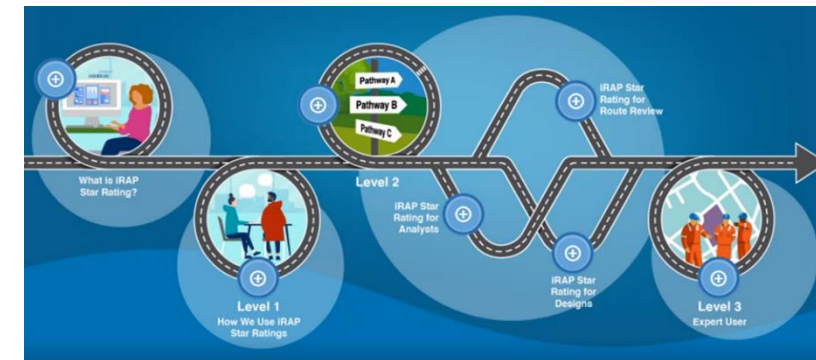
During November, the Road Safety Delivery Group continued their research into the latest Artificial Intelligence-powered compliance technologies, with a focus on data gathering and the enforcement of mobile phone use and seatbelt non-compliance offending. The aim of the research is to understand the opportunities the technologies may provide to further improve safety on the strategic road network.



## IRAP Training – Level 3 Expert Training Piloted - *Safe Roads and Safe Speeds*

iRAP is a registered charity which works to save lives by eliminating high-risk roads. It produces star ratings from a road survey which captures and scores roads and road infrastructure.

Training in iRAP methodology was launched for non-practitioners and road safety experts/scheme designers across the business in May 2023. A higher, third level of training has been developed to give users a greater understanding of how data within the iRAP tools is used and calculated. The training was piloted on 22 November with representatives from regional safety teams and Chief Analyst's Division Network Analysis and is due to be launched to the wider business early in the new year. Once trained, these expert users will act as support for others within the organisation who are undertaking iRAP training or who need support in developing route reviews and analysis.



## iRAP embedment – CAVE tool approval - *Safe Roads*

The CAVE (Casualty and Accident ViDA-enabled Economics) tool has been developed to enable the use of iRAP outputs in National Highways economic appraisal processes. Using this tool will mean that staff can progress schemes through appraisal.


On 14 November, the CAVE tool was formally approved to be used internally for scheme appraisal. This means that the Strategic Safety Team can proceed with the activities required to launch CAVE to the wider business next year.

## Engagement Council 2023 - A connected country – A thriving Environment - 2023 National Road Safety Conference - *Safe people*

The Suicide Prevention Team is committed to working with strategic partners leading the industry's approach to suicide prevention. It is working to halve the number of suicides on the strategic road network by 2025 and to achieve our longer term aim to have a network where no one will attempt to take their life on it. The team will lead an industry-wide approach to suicide prevention, aiming to eliminate suicides on our roads.

To this end the team held a market stall at the Engagement Council in November. This was an opportunity to engage and collaborate with the sector on Suicide Prevention.


The Team also presented at the 2023 National Road Safety Conference in November. The event attracts more than 300 delegates including local authority road safety officers, police and fire and rescue officers, central government departments, academics and representatives from other road safety stakeholder organisations in the private and third sectors. The aim was to convey the message that suicide prevention is a road safety issue and everybody's business.



## Midlands - *Safe people*

We attended Motorcycle Live, a nine-day show, to engage with visitors about advanced training to help reduce and prevent the number of collisions on the network involving death and serious injury. Our theme was stakeholder engagement and partnership working.

We invited Leicestershire Fire and Rescue Service to launch their new motorcycle focussed 'Do it for Dave' campaign on our stand <https://www.youtube.com/watch?v=CuOZBpGVm2k>. Visitors heard how skills learned on the Bikerdown course had helped save a life.



## Construction Plant Hire Association Conference - *Safe people and safe vehicles*

Following attendance at Plantworx in June, we have built and nurtured the relationships with the CPA (Construction Plant- Hire Association) and we were given a free stand at their annual conference on 9 November. Attending with PC Barry and Sgt Harvey from CMPG we were able to engage with their members about the safe transportation of plant and abnormal loads on the region's roads.

Prominently located at the event, we also distributed engagement bags with useful information about – mobile phone use, wearing your seat belt, load security, abnormal loads best practise and tyre tread depth keyrings.



## Health Safety & Wellbeing Division updates

- **Safety Alerts:** There has been 1 SafetyAlert issued in the month of November:
  - [NHa 342 National Highways Safety Alert for Information - Eye injury from contact with water.pdf](#)