

# May 2023

# Summary Health Safety & Wellbeing Performance Report

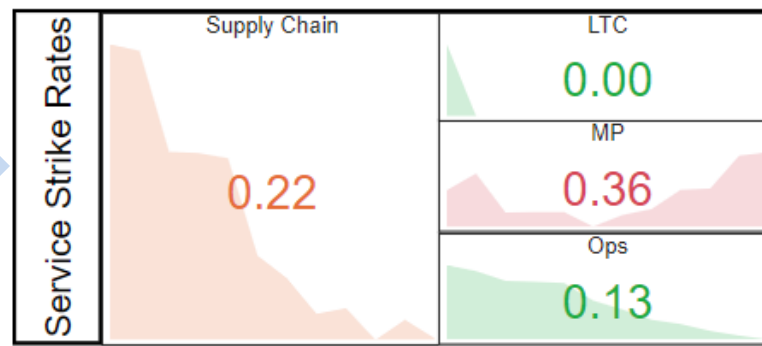
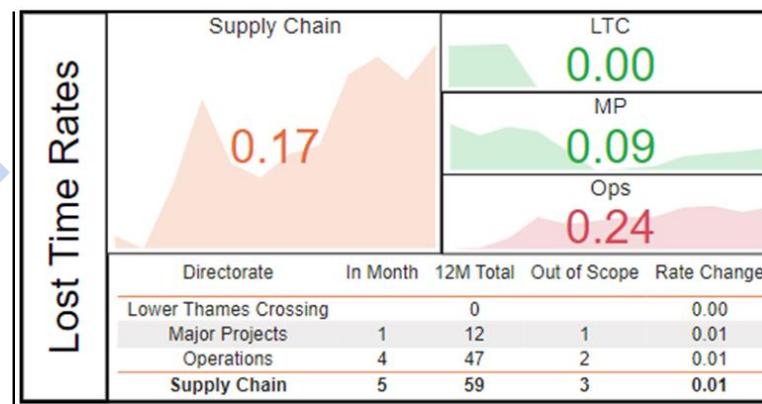
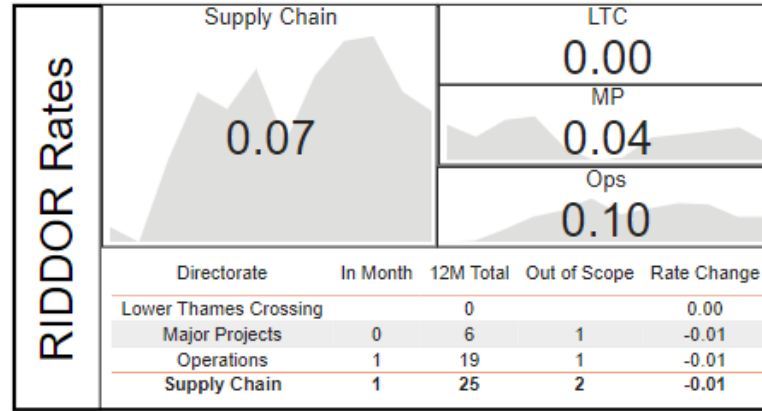
Board Sponsor: Lawrence Gosden  
Executive Sponsor: Mike Wilson  
Author: Melanie Clarke

**TARGETS**

Please note: As at 2 June 23 – Proposed targets for 2023/24 shown are subject to final approval.

0.14

0.15



All data included within this report is up to date as of **2 June 2023**. This performance report is provided to assist the Board and Executive to fulfil their leadership and management responsibilities in respect of health and safety. All incidents within the report have been reviewed by the Health, Safety & Wellbeing Division.

Please note: Incidents move out of scope once the duration of 12 months has passed. For example, if an incident occurs in February, it will remain within the frequency rate until December. The following month it will move out of scope for rate calculations.

**Supply Chain RIDDORs**

Directorate	In Month	Rate	3 Month	Rate	12 Month	AFR
Operations	1	0.06	4	0.07	19	0.10
Major Projects	0	0.00	0	0.00	6	0.04
Lower Thames Crossing					0	0.00
<b>Supply Chain</b>	<b>1</b>	<b>0.04</b>	<b>4</b>	<b>0.05</b>	<b>25</b>	<b>0.07</b>

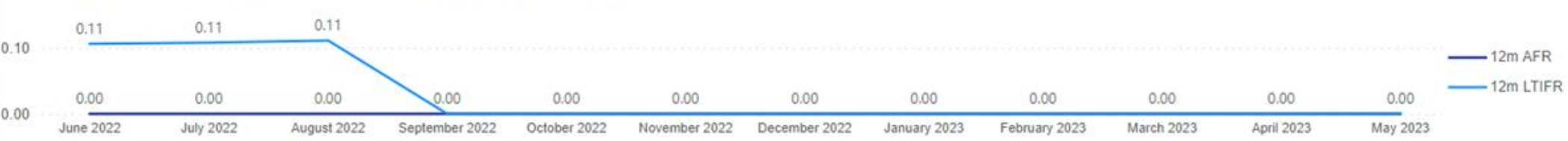
**Supply Chain Lost Time Incidents**

Directorate	In Month	Rate	3 Month	Rate	12 Month	
Operations	4	0.25	9	0.16	47	0.24 ✖
Major Projects	1	0.11	1	0.03	12	0.09 ✔
Lower Thames Crossing					0	0.00 ✔
<b>Supply Chain</b>	<b>5</b>	<b>0.19</b>	<b>10</b>	<b>0.11</b>	<b>59</b>	<b>0.17 ✖</b>

**Supply Chain Lost Time Incidents & RIDDORs Rate**



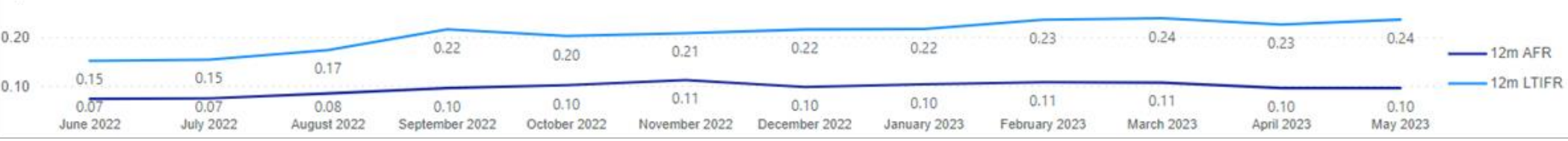
**Lower Thames Crossing Lost Time Incidents & RIDDORs Rate**



**Major Projects Lost Time Incidents & RIDDORs Rate**



**Operations Lost Time Incidents & RIDDORs Rate**



Red ✖	Amber !	Green ✔
≥0.18	0.14-0.18	≤ 0.14

Please note: Proposed LTI Targets for 2023/24 shown here are subject to final approval.



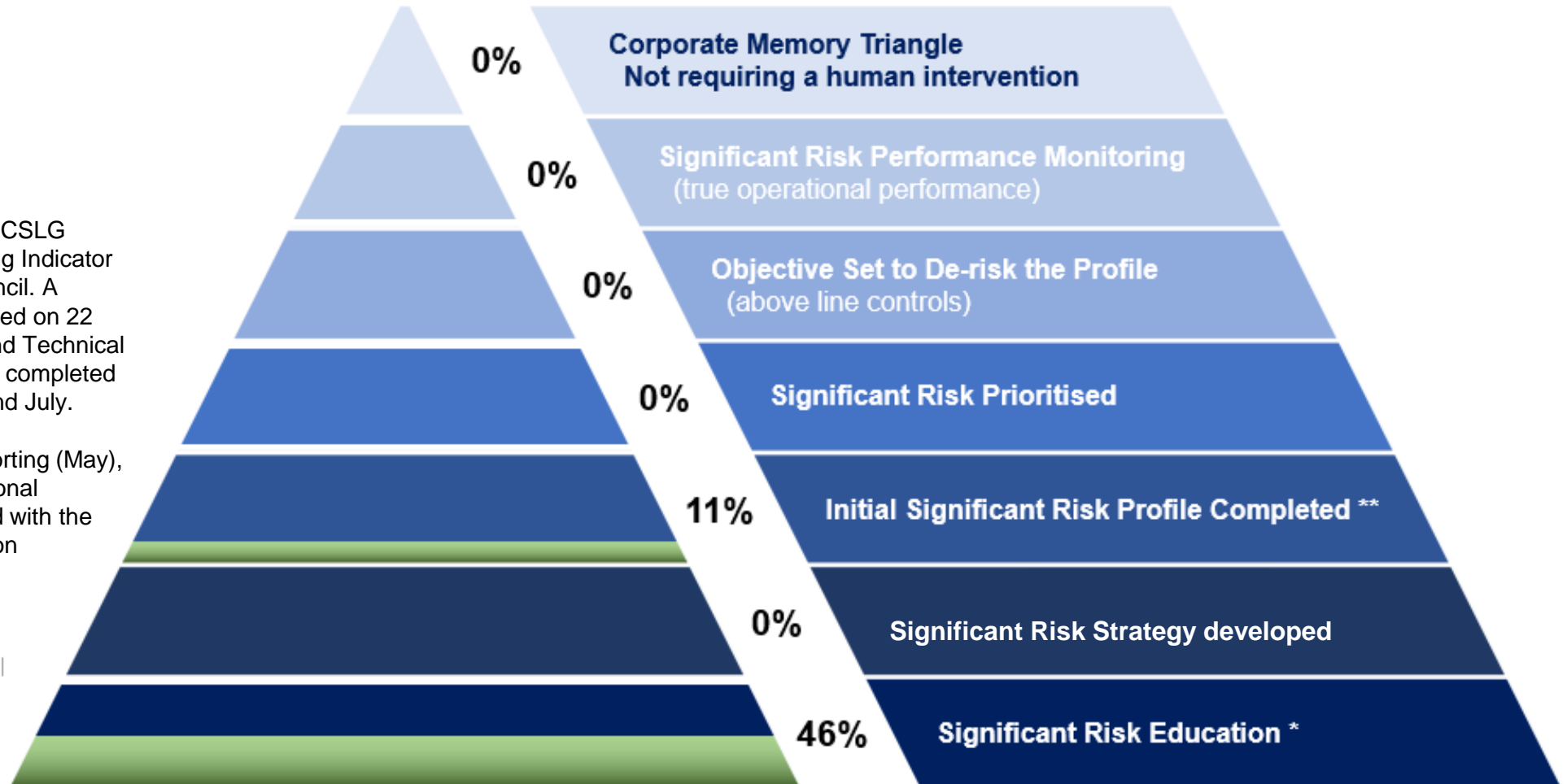
**Leading Indicator: Strategic Direction adopted & evidenced throughout the Supply Chain and National Highways**

The Supply Chain Safety Leadership Group with our full support, are implementing a Significant Risk approach. This aims to eliminate the significant risks that cause life-changing harm to those working on the strategic road network. Significant risk profiling carried out across the supply chain has identified significant risks of which the top 9 will be focused upon first. This Leading Indicator is the fundamental building block and must be delivered and embedded to ensure success as we move forward with the 9 Significant Risks.

**In-month commentary:**

On 15 March 2023 the SCSLG launched the first Leading Indicator at the Engagement Council. A CEO/MD Webinar followed on 22 March ([Webinar Link](#)) and Technical Webinars are now being completed throughout May, June and July.

In this first month of reporting (May), 46% of suppliers to National Highways have engaged with the Significant Risk Education programme.



\* Significant Risk Education CEO/MD Engagement (76 out of 165 directly contracted suppliers, engaged)

\*\* Initial Significant Risk Profile Completed (19 out of 165 directly contracted suppliers, engaged)

Supplier	Total Hours	Lost Time Incidents	Lost Time Rate	RIDDORs	AFR	Service Strikes	Service Strike Rate
Costain	4,590,261	6	0.13	3	0.07	8	0.17
Kier	2,903,169	4	0.14	1	0.03	4	0.14
Amey	2,821,391	9	0.32	4	0.14	3	0.11
Balfour Beatty	2,712,536	2	0.07	2	0.07	16	0.59
Connect Plus	2,576,646	5	0.19	3	0.12	4	0.16
Ringway Ltd	1,444,127	3	0.21	1	0.07	2	0.14
Skanska	1,176,668	2	0.17	1	0.08	4	0.34
Morgan Sindall	1,118,604	2	0.18	1	0.09	1	0.09
Galliford Try	1,099,492	0	0.00	0	0.00	3	0.27
Colas	1,066,615	2	0.19	1	0.09	2	0.19
Chevron	826,090	2	0.24	0	0.00	1	0.12
HW Martin Traffic Management	711,273	1	0.14	1	0.14	0	0.00
Telent	698,709	1	0.14	0	0.00	0	0.00
Graham Construction	592,513	1	0.17	0	0.00	4	0.68
Atkins	518,449	1	0.19	0	0.00	0	0.00
Autolink Concessionaires (A19) Ltd	470,639	4	0.85	0	0.00	0	0.00
John Sisk	399,653	1	0.25	0	0.00	4	1.00
Egis	387,931	2	0.52	1	0.26	0	0.00
Carnell Support Services Ltd	367,753	1	0.27	1	0.27	0	0.00
Keltbray (formerly NMCN)	355,571	0	0.00	0	0.00	4	1.12
Volker Fitzpatrick	264,699	0	0.00	0	0.00	1	0.38
Eurovia UK	242,828	1	0.41	1	0.41	2	0.82
Arcadis	185,148	1	0.54	0	0.00	0	0.00
Sir Robert McAlpine	181,297	0	0.00	0	0.00	1	0.55
Joe Roocroft & Sons Ltd	128,715	2	1.55	2	1.55	1	0.78
Road Management Services	114,958	0	0.00	0	0.00	1	0.87
Concrete Repairs Ltd	112,900	1	0.89	0	0.00	0	0.00
Farrans	88,695	0	0.00	0	0.00	2	2.25
J McCann	82,319	0	0.00	0	0.00	2	2.43
Crown Highways	41,487	0	0.00	0	0.00	1	2.41
AMCO Giffen	37,915	0	0.00	0	0.00	1	2.64
Green Valley Arborists	33,694	1	2.97	0	0.00	0	0.00
HW Martin Ltd	32,085	0	0.00	0	0.00	1	3.12
ATM (Ainsty Timber Marketing Ltd)	30,792	2	6.50	1	3.25	1	3.25
Wilson and Scott	27,865	1	3.59	0	0.00	0	0.00
Barrier Services	11,322	1	8.83	1	8.83	1	8.83
<b>Total</b>	<b>28,454,809</b>	<b>59</b>	<b>0.21</b>	<b>25</b>	<b>0.09</b>	<b>75</b>	<b>0.26</b>

### Targets

#### Lost Time Incidents

Red	Amber	Green
≥0.18	0.14-0.18	≤ 0.14

#### Service Strikes

Red <span style="color:red">✘</span>	Amber <span style="color:orange">!</span>	Green <span style="color:green">✔</span>
≥0.25	0.15-0.25	≤ 0.15

Please note: Proposed LTI Targets for 2023 / 2024 shown here are subject to final approval.

Programme	Total Hours	Lost Time Incidents	Lost Time Rate	RIDDORs	AFR	Service Strikes	Service Strike Rate
RIP	8,930,248	7	0.08	4	0.04	39	0.44
SMP	4,297,343	4	0.09	2	0.05	10	0.23
CIP	501,514	1	0.20	0	0.00	0	0.00
<b>Total</b>	<b>13,729,105</b>	<b>12</b>	<b>0.09</b>	<b>6</b>	<b>0.04</b>	<b>49</b>	<b>0.36</b>




Programme	Total Hours	Lost Time Incidents	Lost Time Rate	RIDDORs	AFR	Service Strikes	Service Strike Rate
<b>RIP</b>	<b>8,930,248</b>	<b>7</b>	<b>0.08</b>	<b>4</b>	<b>0.04</b>	<b>39</b>	<b>0.44</b>
South West	2,020,517	3	0.15	0	0.00	7	0.35
Yorkshire & North East	1,810,824	2	0.11	2	0.11	9	0.50
South East	1,526,524	1	0.07	1	0.07	9	0.59
North West	1,490,803	0	0.00	0	0.00	3	0.20
Midlands	1,475,793	1	0.07	1	0.07	10	0.68
East	605,787	0	0.00	0	0.00	1	0.17
<b>SMP</b>	<b>4,297,343</b>	<b>4</b>	<b>0.09</b>	<b>2</b>	<b>0.05</b>	<b>10</b>	<b>0.23</b>
North West	1,491,106	1	0.07	1	0.07	1	0.07
East	713,644	1	0.14	1	0.14	5	0.70
Yorkshire & North East	592,902	1	0.17	0	0.00	0	0.00
Midlands	588,685	1	0.17	0	0.00	0	0.00
South East	563,583	0	0.00	0	0.00	3	0.53
National	288,068	0	0.00	0	0.00	0	0.00
South West	59,355	0	0.00	0	0.00	1	1.68
<b>CIP</b>	<b>501,514</b>	<b>1</b>	<b>0.20</b>	<b>0</b>	<b>0.00</b>	<b>0</b>	<b>0.00</b>
East	411,250	1	0.24	0	0.00	0	0.00
South West	86,405	0	0.00	0	0.00	0	0.00
Yorkshire & North East	3,859	0	0.00	0	0.00	0	0.00
<b>Total</b>	<b>13,729,105</b>	<b>12</b>	<b>0.09</b>	<b>6</b>	<b>0.04</b>	<b>49</b>	<b>0.36</b>

**Targets**

Lost Time Incidents

Red	Amber	Green
≥0.18	0.14-0.18	≤0.14

Service Strikes

Red 	Amber 	Green 
≥0.25	0.15-0.25	≤0.15

Please note: Proposed LTI Targets for 2023 / 2024 shown here are subject to final approval.

Rows with no data/rates means the site/projects have not loaded any incident data in HART within the past 12 months.

Region	Total Hours	Lost Time Incidents	Lost Time Rate	RIDDORs	AFR	Service Strikes	Service Strike Rate
<b>South East</b>	<b>4,749,643</b>	<b>9</b>	<b>0.19</b>	<b>5</b>	<b>0.11</b>	<b>6</b>	<b>0.13</b>
DBFO - M25 (Area 5)	2,576,646	5	0.19	3	0.12	4	0.16
Area 3	858,824	3	0.35	2	0.23	0	0.00
Area 4	530,985	1	0.19	0	0.00	0	0.00
AD - M&R - Four	350,258	0	0.00	0	0.00	2	0.57
M20 Quick Moveable Barrier Project	260,670	0	0.00	0	0.00	0	0.00
ASC & PAD - Four	85,811						
Pavements - Four	29,484						
RTMC - M25 Regional Technology Contract	26,520						
Pavements - Three	22,945						
AD - Design - Four	3,649	0	0.00	0	0.00	0	0.00
TST - TST(N) - Four	3,242						
TST - TST(I) - Four	609						
AD - Construction - Four		0		0		0	
<b>Total</b>	<b>4,749,643</b>	<b>9</b>	<b>0.19</b>	<b>5</b>	<b>0.11</b>	<b>6</b>	<b>0.13</b>

Region	Total Hours	Lost Time Incidents	Lost Time Rate	RIDDORs	AFR	Service Strikes	Service Strike Rate
<b>East</b>	<b>3,929,784</b>	<b>13</b>	<b>0.33</b>	<b>5</b>	<b>0.13</b>	<b>8</b>	<b>0.20</b>
Area 6 & 8	1,685,602	10	0.59	4	0.24	6	0.36
AD - M&R - Eight	958,898	0	0.00	0	0.00	2	0.21
AD - Design - Eight	475,466	0	0.00	0	0.00	0	0.00
DBFO - M40 J1-15 Denham to Warwick (area 30)	387,931	2	0.52	1	0.26	0	0.00
AD - Construction - Eight	303,540	1	0.33	0	0.00	0	0.00
DBFO - A1(M) Alconbury to Peterborough	49,609	0	0.00	0	0.00	0	0.00
Pavements - Six & Eight	48,722						
TST - TST(I) - Eight	16,077	0	0.00	0	0.00	0	0.00
ASC & PAD - Eight	3,083						
CPMS M0025 Operations East 20/21 H&S Close Out	856						
<b>Total</b>	<b>3,929,784</b>	<b>13</b>	<b>0.33</b>	<b>5</b>	<b>0.13</b>	<b>8</b>	<b>0.20</b>

### Targets

#### Lost Time Incidents

Red	Amber	Green
≥0.18	0.14-0.18	≤ 0.14

#### Service Strikes

Red	Amber	Green
≥0.25	0.15-0.25	≤ 0.15

Please note: Proposed LTI Targets for 2023 / 2024 shown here are subject to final approval.

Region	Total Hours	Lost Time Incidents	Lost Time Rate	RIDDORS	AFR	Service Strikes	Service Strike Rate
<b>North West</b>	<b>2,551,461</b>	<b>4</b>	<b>0.16</b>	<b>2</b>	<b>0.08</b>	<b>4</b>	<b>0.16</b>
Area 10	993,115	2	0.20	1	0.10	3	0.30
AD - M&R - Ten	578,952	1	0.17	1	0.17	1	0.17
AD - M&R - Thirteen	443,253	0	0.00	0	0.00	0	0.00
Area 13	322,544	1	0.31	0	0.00	0	0.00
AD - Design - Ten	91,024						
AD - Construction - Ten	73,568	0	0.00	0	0.00	0	0.00
Pavements - Ten	22,804	0	0.00	0	0.00	0	0.00
AD - Construction - Thirteen	21,268	0	0.00	0	0.00	0	0.00
Pavements - Thirteen	2,629						
TST - TST(I) - Ten	1,324						
TST - TST(N) - Ten	980						
A66 Scotch Corner to Bowes		0		0		0	
AD - Design - Thirteen		0		0		0	
<b>Total</b>	<b>2,551,461</b>	<b>4</b>	<b>0.16</b>	<b>2</b>	<b>0.08</b>	<b>4</b>	<b>0.16</b>

Region	Total Hours	Lost Time Incidents	Lost Time Rate	RIDDORS	AFR	Service Strikes	Service Strike Rate
<b>Yorkshire &amp; North East</b>	<b>2,853,022</b>	<b>5</b>	<b>0.18</b>	<b>1</b>	<b>0.04</b>	<b>4</b>	<b>0.14</b>
Area 12	618,243	0	0.00	0	0.00	3	0.49
AD - M&R - Twelve	590,552	1	0.17	1	0.17	1	0.17
Area 14	475,681	0	0.00	0	0.00	0	0.00
DBFO - A168 / A19 Dishforth to Tyne Tunnel	470,639	4	0.85	0	0.00	0	0.00
AD - M&R - Fourteen	438,728	0	0.00	0	0.00	0	0.00
DBFO - A1 Darrington to Dishforth	86,988	0	0.00	0	0.00	0	0.00
DBFO - M1 - A1 Link Road	68,704	0	0.00	0	0.00	0	0.00
M62 J28 - J29 & M1 J42 – M621 J7 Concrete Barrier Scheme	52,416	0	0.00	0	0.00	0	0.00
DBFO - A69 Carlisle to Newcastle	31,072	0	0.00	0	0.00	0	0.00
AD - Construction - Fourteen	12,972	0	0.00	0	0.00	0	0.00
TST - TST(I) - Twelve	2,768						
Pavements - Twelve	2,257	0	0.00	0	0.00	0	0.00
TST - TST(N) - Twelve	1,934						
Pavements - Fourteen	68						
AD - Construction - Twelve		0		0		0	
<b>Total</b>	<b>2,853,022</b>	<b>5</b>	<b>0.18</b>	<b>1</b>	<b>0.04</b>	<b>4</b>	<b>0.14</b>

### Targets

#### Lost Time Incidents

Red	Amber	Green
≥0.18	0.14-0.18	≤ 0.14

#### Service Strikes

Red <span style="color:red">✘</span>	Amber <span style="color:orange">!</span>	Green <span style="color:green">✔</span>
≥0.25	0.15-0.25	≤ 0.15

Please note: Proposed LTI Targets for 2023 / 2024 shown here are subject to final approval.

Rows with no data/rates means the site/projects have not loaded any incident data in HART within the past 12 months.



Region	Total Hours	Lost Time Incidents	Lost Time Rate	RIDDORs	AFR	Service Strikes	Service Strike Rate
<b>South West</b>	<b>1,635,976</b>	<b>6</b>	<b>0.37</b>	<b>1</b>	<b>0.06</b>	<b>2</b>	<b>0.12</b>
Area 1 & 2	833,719	3	0.36	1	0.12	1	0.12
AD - M&R - One	403,299	1	0.25	0	0.00	0	0.00
AD - SBIM - One	173,198	2	1.15	0	0.00	0	0.00
DBFO - A419 / A417 Swindon to Gloucester	72,683	0	0.00	0	0.00	1	1.38
DBFO - A30 / A35 Exeter to Bere Regis	57,583	0	0.00	0	0.00	0	0.00
Pavements - One & Two	39,643	0	0.00	0	0.00	0	0.00
TST - TST(N) - One	18,387	0	0.00	0	0.00	0	0.00
Severn Bridge Maintenance Unit	16,008						
AD - Design - One	15,635						
AD - Construction - One	4,552						
TST - TST(I) - One	1,269	0	0.00	0	0.00	0	0.00
Severn Bridge		0		0		0	
<b>Total</b>	<b>1,635,976</b>	<b>6</b>	<b>0.37</b>	<b>1</b>	<b>0.06</b>	<b>2</b>	<b>0.12</b>

Region	Total Hours	Lost Time Incidents	Lost Time Rate	RIDDORs	AFR	Service Strikes	Service Strike Rate
<b>Midlands</b>	<b>3,017,326</b>	<b>7</b>	<b>0.23</b>	<b>3</b>	<b>0.10</b>	<b>2</b>	<b>0.07</b>
Area 9	1,157,258	2	0.17	1	0.09	1	0.09
Area 7	936,792	2	0.21	2	0.21	0	0.00
AD - M&R - Seven	591,600	3	0.51	0	0.00	1	0.17
ASC & PAD - Nine	158,079						
DBFO - A50 / A564 Stoke to Derby	64,755	0	0.00	0	0.00	0	0.00
AD - Construction - Seven	52,728	0	0.00	0	0.00	0	0.00
Pavements - Nine	34,829						
AD - Design - Seven	16,382	0	0.00	0	0.00	0	0.00
Pavements - Seven	2,857	0	0.00	0	0.00	0	0.00
TST - TST(N) - Seven	2,046						
<b>Total</b>	<b>3,017,326</b>	<b>7</b>	<b>0.23</b>	<b>3</b>	<b>0.10</b>	<b>2</b>	<b>0.07</b>

### Targets

#### Lost Time Incidents

Red	Amber	Green
≥0.18	0.14-0.18	≤ 0.14

#### Service Strikes

Red <span style="color:red">✘</span>	Amber <span style="color:orange">!</span>	Green <span style="color:green">✔</span>
≥0.25	0.15-0.25	≤ 0.15

Please note: Proposed LTI Targets for 2023 / 2024 shown here are subject to final approval.

Rows with no data/rates means the site/projects have not loaded any incident data in HART within the past 12 months.




Region	Total Hours	Lost Time Incidents	Lost Time Rate	RIDDORs	AFR	Service Strikes	Service Strike Rate
<b>National</b>	<b>1,243,189</b>	<b>3</b>	<b>0.24</b>	<b>2</b>	<b>0.16</b>	<b>0</b>	<b>0.00</b>
National Roads Telecommunications Services	618,351	1	0.16	0	0.00	0	0.00
National Highways TFM	314,814	2	0.64	2	0.64	0	0.00
National Traffic Information Service	85,010						
Estates and Property Services	82,232	0	0.00	0	0.00	0	0.00
NGVR National - Next Generation Vehicle Recovery	72,303						
Redflex Speed Cameras	28,916	0	0.00	0	0.00	0	0.00
National Expert Control Room Tech Support -NECoRTS (to 30 April 2023)	18,704						
HE Noise Insulation Project	12,562	0	0.00	0	0.00	0	0.00
Property Management, Enquiries, Sales & Estates	8,722						
National Expert Control Room Tech Support -NECoRTS2	1,575						
<b>Total</b>	<b>1,243,189</b>	<b>3</b>	<b>0.24</b>	<b>2</b>	<b>0.16</b>	<b>0</b>	<b>0.00</b>

**Targets**

Lost Time Incidents

Red	Amber	Green
≥0.18	0.14-0.18	≤ 0.14

Service Strikes

Red 	Amber 	Green 
≥0.25	0.15-0.25	≤ 0.15

Please note: Proposed LTI Targets for 2023 / 2024 shown here are subject to final approval.

Rows with no data/rates means the site/projects have not loaded any incident data in HART within the past 12 months.

Operations - 1-3 day Lost Time Incident		HART ref: 141762
Area 1 & 2 - M5, Junction 16-17, South West.	An operative was replacing a traffic stud rubber in a stud housing next to the drainage channel at the edge of the hard shoulder. During this work, the operative stepped into the drainage channel which was full of silt/algae and slipped, losing their footing.	
09/05/2023		
Slipped from Same Level	The operative fell, landing on their left wrist. This caused pain in their wrist such that they left site and went home.	
Contractor: Wilson and Scott Highways Ltd		
Employer: Wilson and Scott Highways Ltd	The operative contacted their safety manager next day and indicated they would be returning to work immediately, even though they were still suffering discomfort from their injury. Following this conversation, the operative did not return to work but rested for a day and returned the day after.	



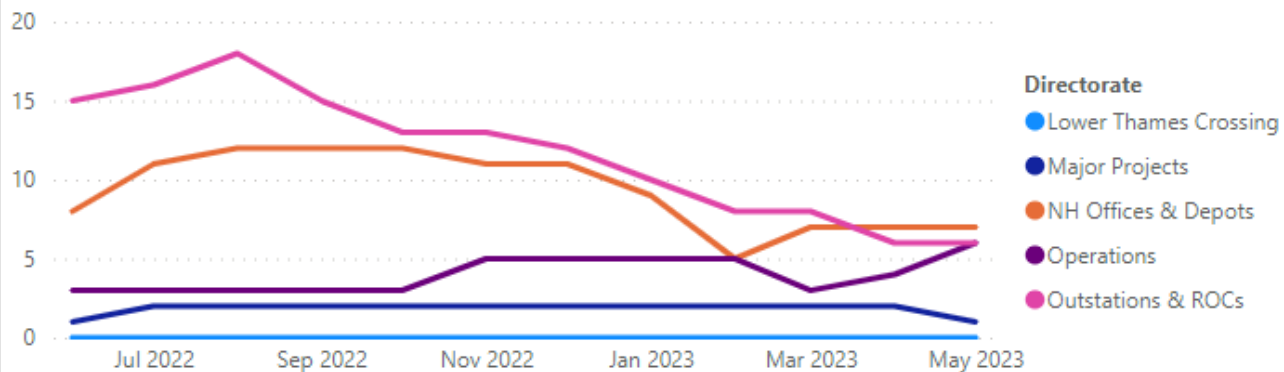
Operations - 1-3 day Lost Time Incident		HART ref: 141963
DBFO - M40, Junction 1-15, Denham to Warwick, Area 30, East region.	During maintenance of the drainage system, the operator turned on the washing down hose to discharge water into the catch pit when the water hit the suction hose resulting in a spraying effect covering the operator in silt and leaves.	
16/05/2023		
Person exposed to harmful substance.	The spray went into the operator's mouth, nose and left eye. They were not wearing any eye protection at the time of the incident.	
Contractor: Egis		
Employer: Egis		



Operations - RIDDOR Over 7 days		HART ref: 141966
Area 6 & 8, East region.	A machine operator had left their machine and was walking on flat level ground within the site compound when they rolled their ankle resulting in a fall to the ground.	
16/05/2023		
Tripped from Same Level.	They were taken to hospital for an X-ray, which confirmed they had suffered bruising and ligament damage.	
Contractor: Morgan Sindall		
Employer: Morgan Sindall		
Operations - 1-3 day Lost Time Incident		HART ref: 142313
Area 9, Midlands region.	While exiting a welfare vehicle at a site compound, the an operative 'went over' on their ankle. They reported swelling to their ankle immediately after the event and attended hospital where an X-ray indicated no fracture and soft tissue damage.	
25/05/2023		
Fell from Same Level.		
Contractor: Concrete Repairs Limited		
Employer: Concrete Repairs Limited		
Major Projects - 1-3 day Lost Time Incident		HART ref: 142452
MP - 0672 - Places of Relative Safety Retrofit, Yorkshire & North East region.	An operative was undertaking work to remove vehicle restraint system posts. During this work one of the posts slipped and cut their hand.	
31/05/2023		
Lifting	The operative was wearing gloves but the post cut through the glove and cut the operative's hand, requiring both first aid and treatment to the wound at hospital.	
Contractor: Costain	The task the operative was undertaking was not included within the risk assessment/method statement for their planned work.	
Employer: Costain		



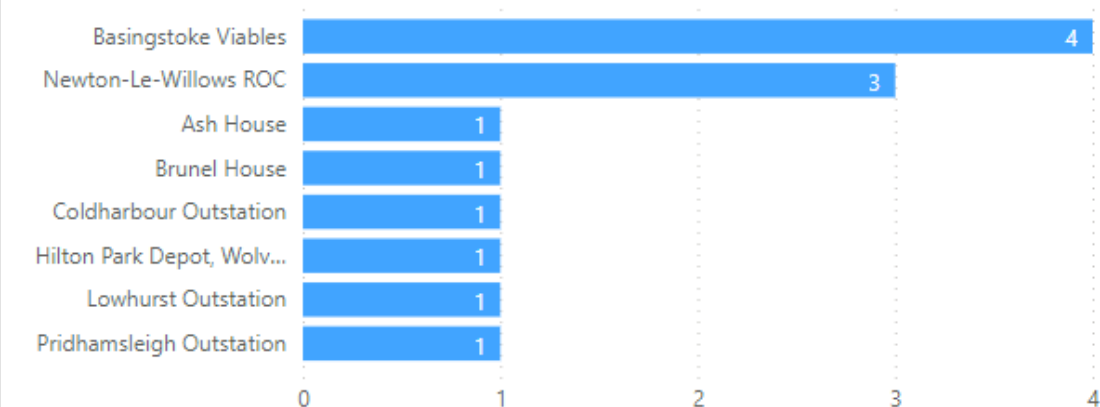
### National Highways & Supply Chain Rolling 12 Months Total Structural Safety (Bridge Strikes)



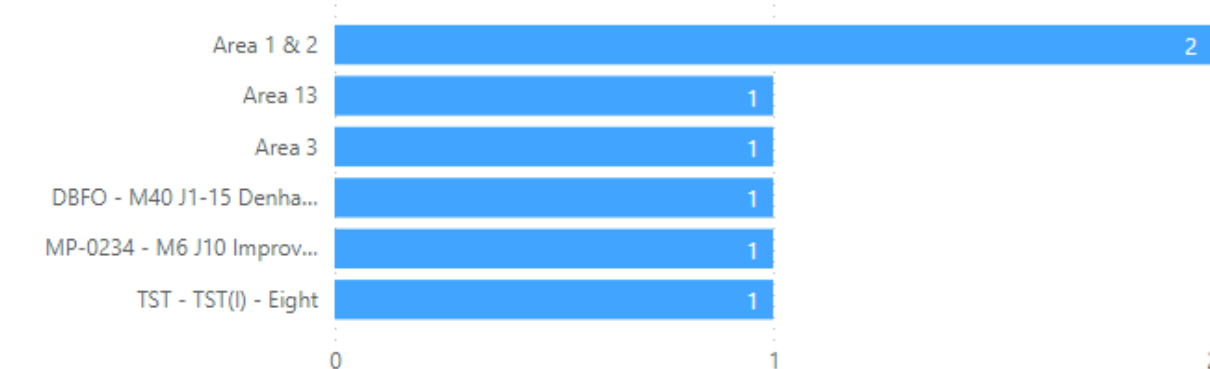
### National Highways & Supply Chain 3 Months Total Structural Safety (Bridge Strikes)

Directorate	March 2023	April 2023	May 2023	Total
<b>NH Offices &amp; Depots</b>	<b>2</b>			<b>2</b>
High Potential Near Miss	1			1
Incident	1			1
<b>Operations</b>		<b>1</b>	<b>2</b>	<b>3</b>
(DOIA) Partial damage or partial collapse			1	1
Incident		1	1	2
<b>Outstations &amp; ROCs</b>		<b>1</b>		<b>1</b>
High Potential Near Miss		1		1
<b>Total</b>	<b>2</b>	<b>2</b>	<b>2</b>	<b>6</b>

### NH Rolling 12 Months Bridge Strikes



### Supply Chain Rolling 12 Months Bridge Strikes



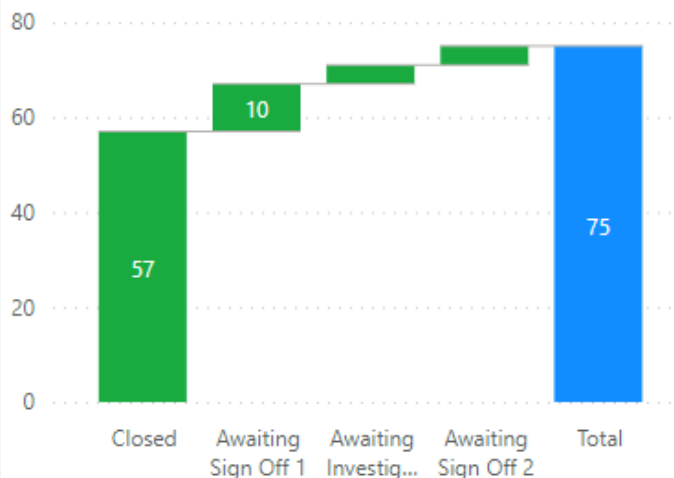
### National Highways & Supply Chain Rolling 12 Months Bridge Strikes Status



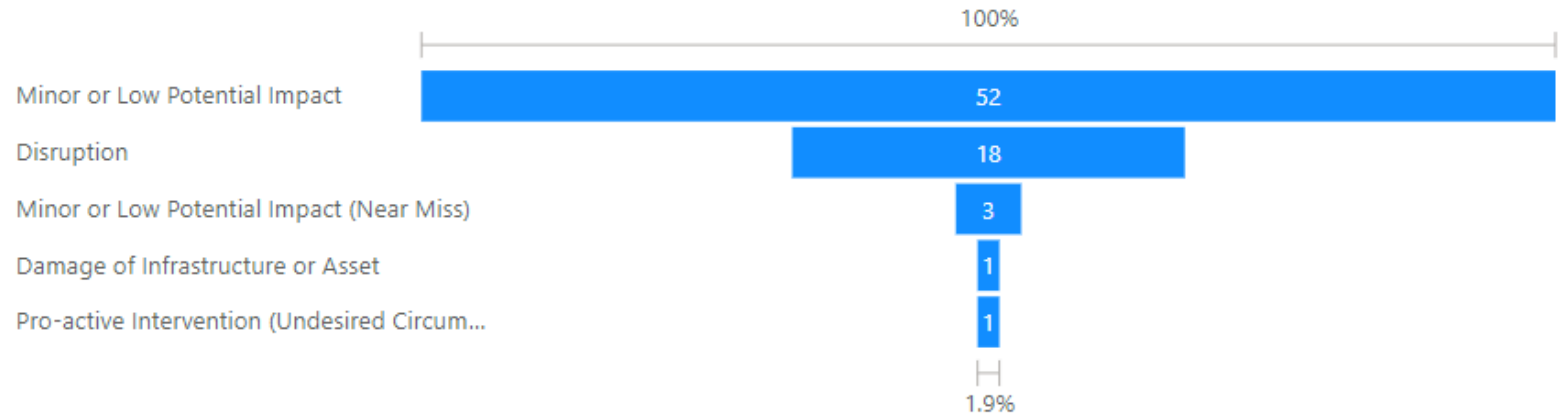
### Supply Chain Rolling 12 Months Service Strikes

Directorate	Service Strike
<b>Major Projects</b>	<b>49</b>
Service strike electricity	16
Service strike Telecom	14
Service strike other cables or pipelines	7
Service strike water	5
Service strike gas	3
Service strike CCTV	2
Service strike Drainage	2
<b>Operations</b>	<b>26</b>
Service strike electricity	9
Service strike Telecom	6
Service strike other cables or pipelines	5
Service strike CCTV	3
Service strike Drainage	1
Service strike gas	1
Service strike water	1
<b>Total</b>	<b>75</b>

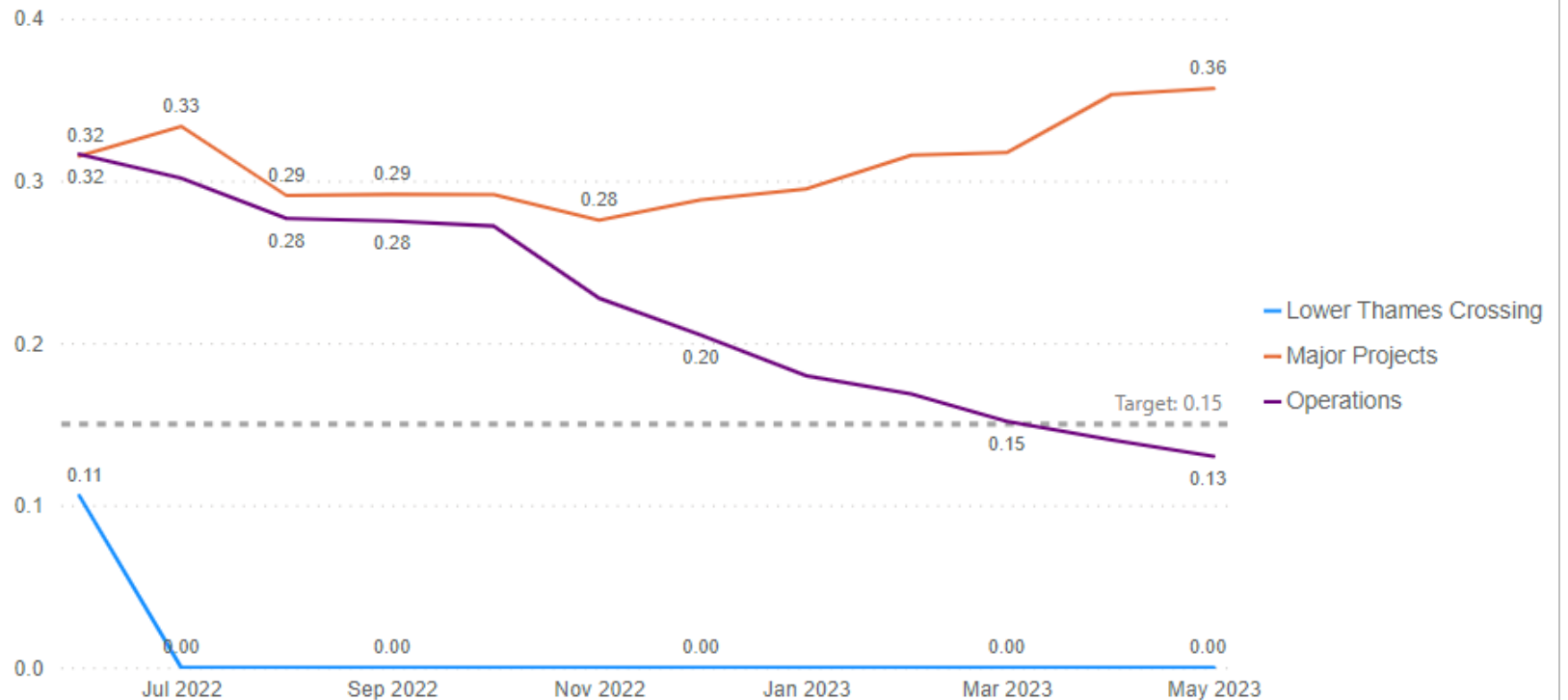
### Supply Chain Rolling 12 Month Service Strikes Status



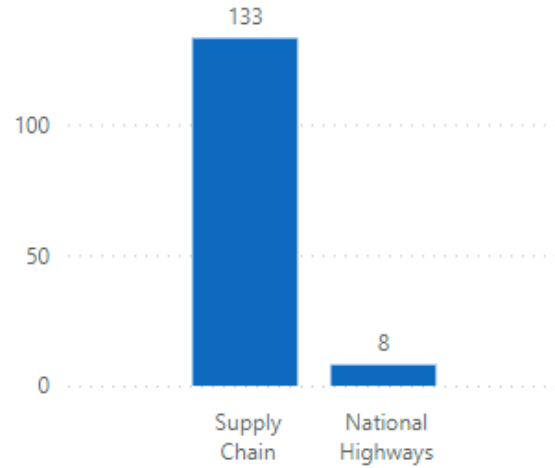
### Supply Chain Rolling 12 Months Service Strikes by Event Sub Type



### Supply Chain Service Strike Rates



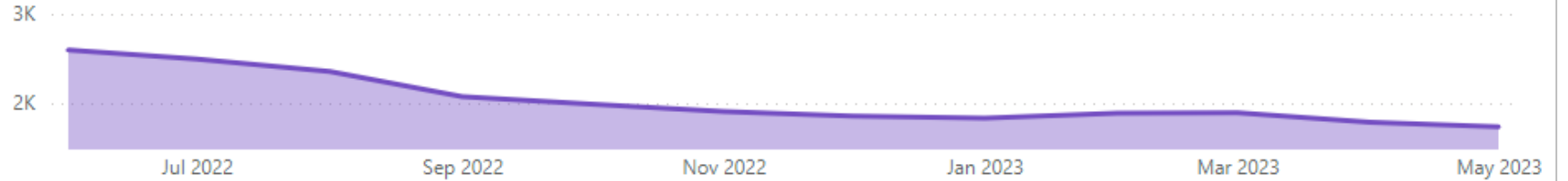
**In Month Vehicle Incursion by Division**



**NH Rolling 12 Months Vehicle Incursions**



**Supply Chain Rolling 12 Months Vehicle Incursions**



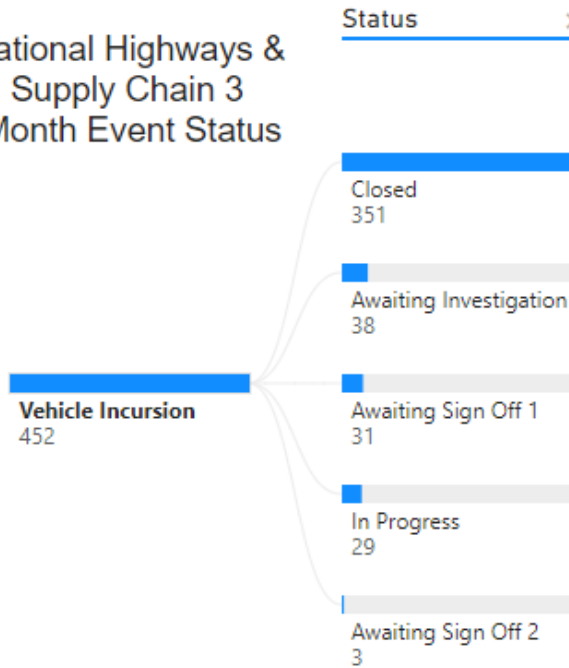
**National Highways & Supply Chain Rolling 12 Months Vehicle Incursions**

Directorate	March 2023	April 2023	May 2023	Total
Lower Thames Crossing	0	0	0	0
Major Projects	1131	998	905	905
NH Offices & Depots	6	7	11	11
Operations	762	791	833	833
Outstations & ROCs	110	111	93	93
<b>Total</b>	<b>2009</b>	<b>1907</b>	<b>1842</b>	<b>1842</b>

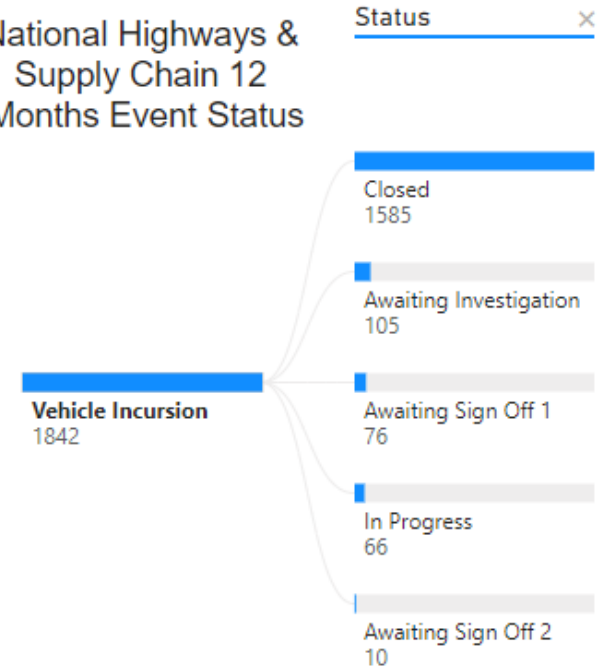
**National Highways & Supply Chain In Month Vehicle Incursions**

Directorate	March 2023	April 2023	May 2023	Total
Major Projects	81	37	37	155
NH Offices & Depots	1	1	4	6
Operations	106	69	96	271
Outstations & ROCs	6	10	4	20
<b>Total</b>	<b>194</b>	<b>117</b>	<b>141</b>	<b>452</b>

**National Highways & Supply Chain 3 Month Event Status**



**National Highways & Supply Chain 12 Months Event Status**



- **Project EDWARD and UN Global Road Safety Week - 15<sup>th</sup> - 19<sup>th</sup> May 2023**

### **Activity in the South East region**

#### ***Safe vehicles & safe people***

The Project EDWARD Roadshow launched in Sussex on Monday 15<sup>th</sup> May. National Highways staff joined Sussex Police, East Sussex Fire & Rescue, and Community Speedwatch at the roadside to engage drivers and Sussex residents on the profile of road safety and casualty reduction work undertaken by both the Sussex Safer Roads Partnership and the individual partner organisations. We were joined by Chief Constable Jo Shiner, as well as local elected representatives.

On Wednesday 17<sup>th</sup> May, National Highways staff worked in partnership with Hampshire Constabulary, DVSA, and HM Revenue & Customs to deliver a day of activity on the M3 aimed at providing a highly visible presence along a long stretch of motorway. Fleet and Winchester Services served as the main locations for vehicle inspections (for compliance and load security) and drivers given advice on tyre safety and the importance of good vehicle checks prior to undertaking long journeys.

On Friday 19<sup>th</sup> May, a joint operation conducted by the Kent Safer Roads Partnership stopped vehicles at the Gillingham DVSA inspection site, focusing on young car drivers, powered two wheelers, and also on commercial vehicles. A drug driver was arrested, several vehicles were seized for having no insurance, and a number of motorcyclists were given advice on appropriate safety equipment and clothing. DVSA and Kent Police also stopped and inspected a number of light commercial vehicles and vans, finding many of them to be non-compliant in a variety of ways.

### **Activity in the Midlands region**

#### ***Safe vehicles & safe people***

Marie Biddulph and PC Barry prioritised the A5 corridor and visited a number of key stakeholders from the heavy haulage industry along the route in Staffordshire. Sharing the scheme briefing pack that had been so well received the week before, they were able to discuss with companies and operators any road safety or compliance questions that they had when using our network.





- **iRAP Star Rating training launch**

- **iRAP programme**

- ***Safe Roads***

- On Monday 15<sup>th</sup> May, we launched the iRAP Star Rating training programme in LEARN. iRAP star rating is a tool we use to assess the level of safety which is 'built-in' to our roads, based on road inspection data. This training programme offers both a high-level overview of iRAP, and also in-depth training pathways which provide a deeper understanding of the data and how people can use it in their role. On completion of the training pathways, staff are granted access to the most recent iRAP data for the SRN. The training can be accessed on LEARN [here](#) and more information is available on our iRAP Star Rating training [SharePoint page](#).

- **Young Driver Focus**

- **Strategic Safety Team - 10<sup>th</sup> May 2023**

- ***All areas of the safe system***

- In May, we attended the [Young Driver Focus](#) hosted by First Car at the RAC Club. This event brings together all stakeholders involved in young driver safety. We were asked to participate in a panel discussion covering the subject of wearing a seatbelt. We talked about education and the data, and the attendees were particularly interested in the initial findings from the future compliance technologies trial. This covered occupants of vehicles not wearing a seatbelt as well as other driver behaviours.

- **Road to Zero Harm Operations workshop**

- **Internal operations workshop - 10<sup>th</sup> May 2023**

- ***Safe Roads***

- An additional internal workshop was held on the Wednesday 10<sup>th</sup> May with regional directors from Operations. The workshop was held virtually and facilitated by Agilysis with technical input from TRL. The workshop aimed to ensure operational colleagues were sighted and engaged on the Road to Zero Harm project and its outputs to date. Primarily the discussion focused on gathering feedback on the proposed countermeasures across all of the safe system pillars. The workshop went well and the outputs of this discussion are currently being consolidated for inclusion in an internal engagement report. A summary of internal engagement outputs to date, can be found [here](#).



- **Abnormal Loads Information Day – 9<sup>th</sup> May**

- ***Safe vehicles & safe people***

Further to 98% non compliance found in the transportation of abnormal loads, on Tuesday 9<sup>th</sup> May Marie Biddulph (Midlands ARSC) and PC Barry from CMPG, held an Abnormal Loads Information day in order to engage and educate National Highways contractors from SMP Alliance, Major Projects and Service Delivery, as well as HS2, to ensure greater road safety and compliance when transporting the largest and heaviest loads on our network and to our projects. Further support was provided by Jim Magner from DfBB who opened each session (morning and afternoon).

The sessions were very well received with fantastic feedback given, but the number of actioned outcomes operators have notified us about following these sessions has been incredible; not only has our 'scheme briefing pack' been shared, but operators have conducted reviews, ordered new, correct equipment, made an informative video for customers and clients and delivered tool box talks.

- **Van Driver Toolkit - monthly update**

- **Commercial Vehicle Incident Prevention Team & Driving for Better Business**

- ***Safe vehicles & safe people***

National Highways Commercial Vehicle Incident Prevention team have worked with Driving for Better Business to grow and improve the products available from the widely used and highly praised [Van Driver Toolkit](#). We developed and launched the first monthly focus topic on Friday 5<sup>th</sup> May which focuses on [fatigue](#). A new topic will be launched each month, with June focusing on distraction.



- **DfBB May 2023 - Occupational Road Risk - Spotlight on Safety & Health Expo – 16<sup>th</sup> - 18th May 2023, ExCeL, London**  
*Safe road users, safe vehicles, safe speeds*

The Safety & Health Expo is the UK's second largest health and safety conference and exhibition. It is run by Informa Markets who also own SHP Online – the main news and information portal for safety professionals. DfBB engage with this audience on a regular basis through webinars, bespoke driver safety content for risk managers, and regular articles and blogs on the information portal.

The event continues to build our DfBB profile in the safety sector.

Our contribution at this event included a DfBB exhibition stand and a speaking slot in the 'Operational Excellence' theatre which covered:

- What is occupational road risk?
- How to identify it within your business
- The collision reduction and business benefits of managing it well
- Free resources from DfBB and NH to help manage driver risk

The audience was smaller than the April health and safety event however visitors are of a high quality with a lot of worthwhile engagement.



## Health Safety & Wellbeing Division updates (including Occupational Health & Wellbeing)

- **Safety Alerts:** There has been 1 SafetyAlert issued in the month of May:
  - [NHa330 National Highways Safety Alert for Information - Coiled polyethylene \(PE\) pipe trailers – stored energy risk.pdf](#)