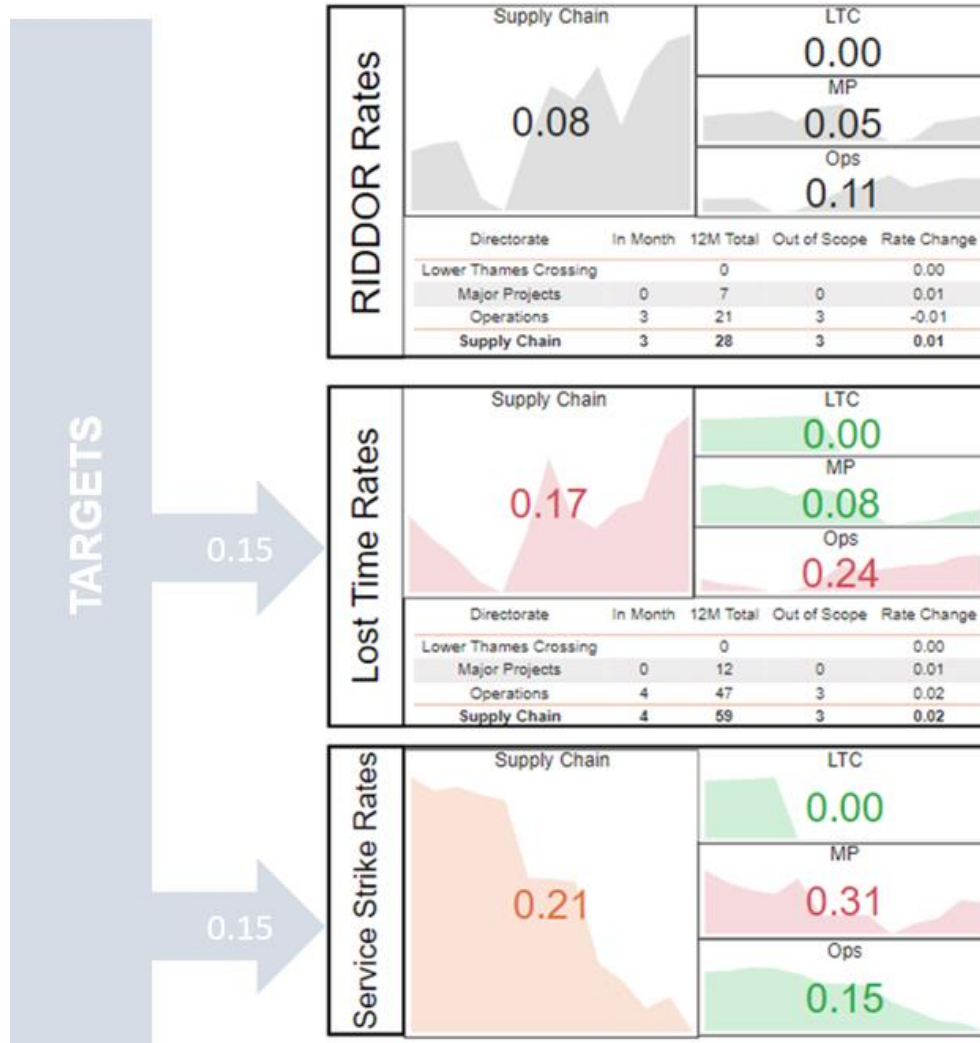


# March 2023

# Summary Health Safety & Wellbeing Performance Report

Board Sponsor: Lawrence Gosden  
Executive Sponsor: Mike Wilson  
Author: Melanie Clarke

# Executive Summary



All data included within this report is up to date as of **4 April 2023**. This performance report is provided to assist the Board and Executive to fulfil their leadership and management responsibilities in respect of health and safety. All incidents within the report have been reviewed by the Health, Safety & Wellbeing Division.

## Hours worked

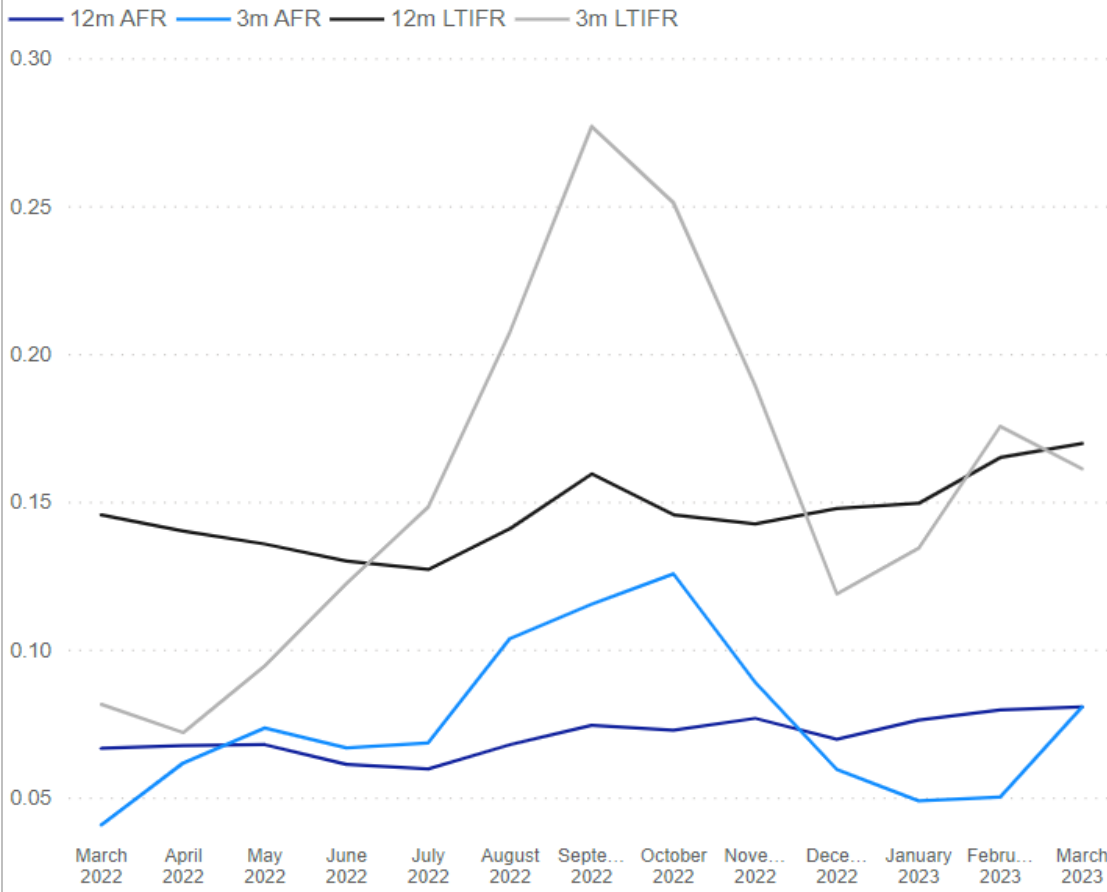
<b>NH Offices &amp; Depots</b>	<b>11,180,799</b>	<b>1.12%</b>	<b>1,033,434</b>	<b>10.68%</b>
	12 Month Total	12 Month Change	Current Month	Current Month Change
<b>Outstations &amp; ROCs</b>	<b>3,727,058</b>	<b>1.48%</b>	<b>353,408</b>	<b>12.26%</b>
	12 Month Total	12 Month Change	Current Month	Current Month Change
<b>Lower Thames Crossing</b>	<b>798,151</b>	<b>-0.24%</b>	<b>73,209</b>	<b>16.64%</b>
	12 Month Total	12 Month Change	Current Month	Current Month Change
<b>Major Projects</b>	<b>14,426,091</b>	<b>-3.35%</b>	<b>1,033,395</b>	<b>-3.93%</b>
	12 Month Total	12 Month Change	Current Month	Current Month Change
<b>Operations</b>	<b>19,534,429</b>	<b>0.42%</b>	<b>1,952,781</b>	<b>7.04%</b>
	12 Month Total	12 Month Change	Current Month	Current Month Change

Please note: Incidents move out of scope once the duration of 12 months has passed. For example, if an incident occurs in January, it will remain within the frequency rate until December. The following month, it will move out of scope, for rate calculations.

### RIDDORs

Directorate	In Month	Rate	3 Month	Rate	12 Month	AFR
Lower Thames Crossing					0	0.00
Major Projects	0	0.00	1	0.03	7	0.05
Operations	3	0.15	6	0.11	21	0.11
<b>Supply Chain</b>	<b>3</b>	<b>0.10</b>	<b>7</b>	<b>0.08</b>	<b>28</b>	<b>0.08</b>

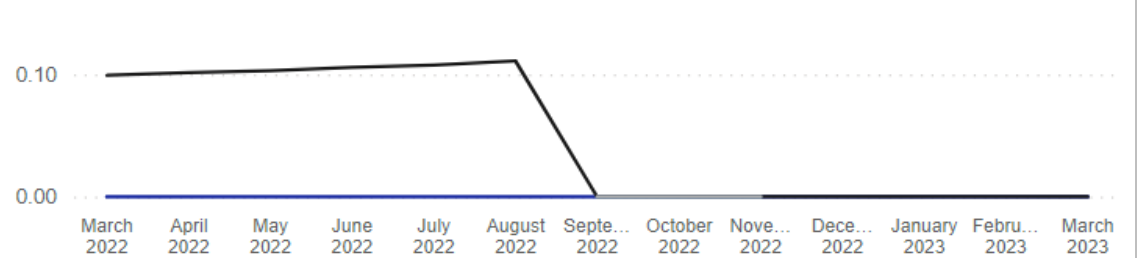
#### Supply Chain



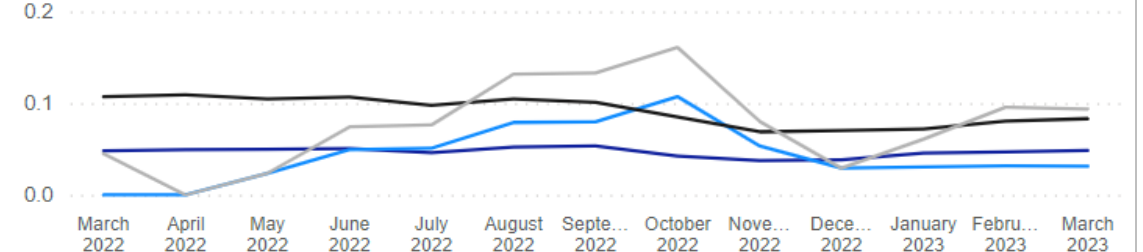
### Lost Time Incidents

Directorate	In Month	Rate	3 Month	Rate	12 Month	Rate
Lower Thames Crossing					0	0.00 ✓
Major Projects	0	0.00	3	0.09	12	0.08 ✓
Operations	4	0.20	11	0.21	47	0.24 ✗
<b>Supply Chain</b>	<b>4</b>	<b>0.13</b>	<b>14</b>	<b>0.16</b>	<b>59</b>	<b>0.17 ✗</b>

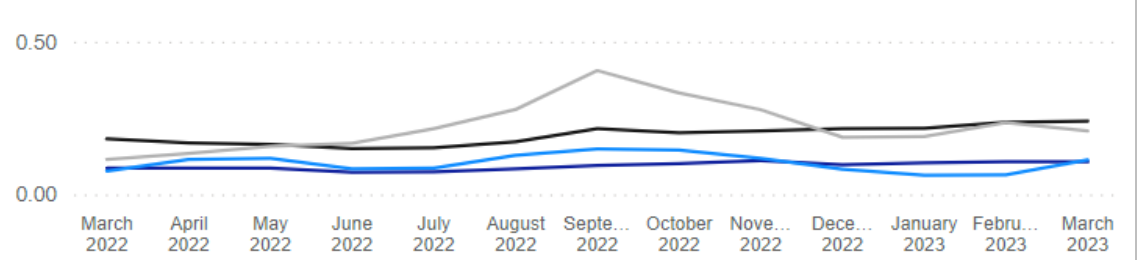
#### Lower Thames Crossing



#### Major Projects



#### Operations






NOTE: The RIDDOR Disease in MP reported in February 23 (record id 138420) has subsequently been excluded from our statistics. Following the investigation, the time and date of the alleged infection could not be determined. It is therefore no longer included in the RIDDOR data.

Red ✗	Amber !	Green ✓
≥0.16	0.15-0.16	≤0.15




Supplier	Total Hours	Lost Time Incidents	Lost Time Rate	RIDDORs	AFR	Service Strikes	Service Strike Rate
Costain	4,887,388	5	0.10	3	0.06	9	0.18
Kier	3,269,191	2	0.06	1	0.03	4	0.12
Balfour Beatty	2,790,723	2	0.07	2	0.07	11	0.39
Amey	2,656,502	10	0.38	4	0.15	6	0.23
Connect Plus	2,573,683	7	0.27	5	0.19	4	0.16
Ringway Ltd	1,528,058	3	0.20	1	0.07	3	0.20
Galliford Try	1,130,585	0	0.00	0	0.00	4	0.35
Skanska	1,110,832	2	0.18	1	0.09	4	0.36
Morgan Sindall	966,499	1	0.10	0	0.00	0	0.00
Colas	958,008	1	0.10	0	0.00	1	0.10
Chevron	792,836	3	0.38	0	0.00	1	0.13
Telent	730,503	1	0.14	0	0.00	0	0.00
HW Martin Traffic Management	654,495	1	0.15	1	0.15	0	0.00
Graham Construction	559,906	1	0.18	0	0.00	3	0.54
Tarmac	559,592	1	0.18	1	0.18	0	0.00
Atkins	521,427	1	0.19	0	0.00	0	0.00
Autolink Concessionaires (A19) Ltd	505,560	4	0.79	0	0.00	0	0.00
Carnell Support Services Ltd	395,512	1	0.25	1	0.25	0	0.00
John Sisk	392,019	1	0.26	0	0.00	3	0.77
Egis	380,675	1	0.26	1	0.26	0	0.00
Volker Fitzpatrick	312,240	1	0.32	1	0.32	1	0.32
Keltbray (formerly NMCN)	283,641	0	0.00	0	0.00	2	0.71
Eurovia UK	248,169	0	0.00	0	0.00	2	0.81
Arcadis	188,484	1	0.53	0	0.00	0	0.00
Joe Roocroft & Sons Ltd	120,878	2	1.65	2	1.65	0	0.00
AE Yates	101,427	0	0.00	0	0.00	1	0.99
Farrans	94,065	0	0.00	0	0.00	3	3.19
J McCann	75,714	0	0.00	0	0.00	3	3.96
Crown Highways	36,526	0	0.00	0	0.00	1	2.74
HW Martin Ltd	34,620	0	0.00	0	0.00	2	5.78
Green Valley Arborists	32,518	1	3.08	0	0.00	0	0.00
ATM (Ainsty Timber Marketing Ltd)	30,142	2	6.64	1	3.32	1	3.32
Barrier Services	16,810	1	5.95	1	5.95	0	0.00
*	4,150	3	72.29	2	48.19	1	24.10
<b>Total</b>	<b>28,950,391</b>	<b>59</b>	<b>0.20</b>	<b>28</b>	<b>0.10</b>	<b>74</b>	<b>0.26</b>

### Targets

#### Lost Time Incidents

Red 	Amber 	Green 
≥0.16	0.15-0.16	≤ 0.15

#### Service Strikes

Red 	Amber 	Green 
≥0.25	0.15-0.25	≤ 0.15

\*The 3 events showing unassigned to a supplier relates to:  
 Event 139611, RIDDOR - Specified Injury.  
 Event 140344, RIDDOR – Specified Injury  
 Event 140423, 1-3 day Lost Time Incident  
 These all remain under investigation.

Programme	Total Hours	Lost Time Incidents	Lost Time Rate	RIDDORs	AFR	Service Strikes	Service Strike Rate
RIP	9,058,927	8	0.09	5	0.06	34	0.38
SMP	4,880,446	3	0.06	2	0.04	10	0.20
CIP	486,718	1	0.21	0	0.00	0	0.00
<b>Total</b>	<b>14,426,091</b>	<b>12</b>	<b>0.08</b>	<b>7</b>	<b>0.05</b>	<b>44</b>	<b>0.31</b>

Programme	Total Hours	Lost Time Incidents	Lost Time Rate	RIDDORs	AFR	Service Strikes	Service Strike Rate
<b>RIP</b>	<b>9,058,927</b>	<b>8</b>	<b>0.09</b>	<b>5</b>	<b>0.06</b>	<b>34</b>	<b>0.38</b>
South West	2,023,843	3	0.15	0	0.00	7	0.35
Yorkshire & North East	1,858,833	2	0.11	2	0.11	7	0.38
Midlands	1,547,937	1	0.06	1	0.06	11	0.71
South East	1,529,593	2	0.13	2	0.13	6	0.39
North West	1,431,291	0	0.00	0	0.00	2	0.14
East	667,430	0	0.00	0	0.00	1	0.15
<b>SMP</b>	<b>4,880,446</b>	<b>3</b>	<b>0.06</b>	<b>2</b>	<b>0.04</b>	<b>10</b>	<b>0.20</b>
North West	1,486,093	1	0.07	1	0.07	3	0.20
East	1,067,536	1	0.09	1	0.09	4	0.37
National	679,034	0	0.00	0	0.00	0	0.00
South East	677,124	0	0.00	0	0.00	2	0.30
Midlands	433,191	1	0.23	0	0.00	0	0.00
Yorkshire & North East	378,275	0	0.00	0	0.00	0	0.00
Yorkshire & North East	136,707	0	0.00	0	0.00	0	0.00
South West	22,486	0	0.00	0	0.00	1	4.45
<b>CIP</b>	<b>486,718</b>	<b>1</b>	<b>0.21</b>	<b>0</b>	<b>0.00</b>	<b>0</b>	<b>0.00</b>
East	396,661	1	0.25	0	0.00	0	0.00
South West	85,110	0	0.00	0	0.00	0	0.00
Yorkshire & North East	4,947	0	0.00	0	0.00	0	0.00
<b>Total</b>	<b>14,426,091</b>	<b>12</b>	<b>0.08</b>	<b>7</b>	<b>0.05</b>	<b>44</b>	<b>0.31</b>

## Targets

### Lost Time Incidents

Red	Amber	Green
⊗	!	✓
≥0.16	0.15-0.16	≤ 0.15

### Service Strikes

Red	Amber	Green
⊗	!	✓
≥0.25	0.15-0.25	≤ 0.15

Rows with no data/rates means the site/projects have not loaded any incident data in HART within the past 12 months.

Region	Total Hours	Lost Time Incidents	Lost Time Rate	RIDDORs	AFR	Service Strikes	Service Strike Rate
<b>South East</b>	<b>4,622,957</b>	<b>10</b>	<b>0.22</b>	<b>7</b>	<b>0.15</b>	<b>6</b>	<b>0.13</b>
DBFO - M25 (Area 5)	2,573,683	7	0.27	5	0.19	4	0.16
Area 3	802,162	2	0.25	2	0.25	0	0.00
AD - M&R - Four	414,467	0	0.00	0	0.00	2	0.48
Area 4	372,136	1	0.27	0	0.00	0	0.00
M20 Quick Moveable Barrier Project	269,680	0	0.00	0	0.00	0	0.00
ASC & PAD - Four	90,889	0	0.00	0	0.00	0	0.00
RTMC - M25 Regional Technology Contract	27,195						
Pavements - Four	22,156	0	0.00	0	0.00	0	0.00
Pavements - Three	21,732						
AD - OD-CDF - Four	20,364						
TST - TST(N) - Four	4,425						
AD - Design - Four	3,838	0	0.00	0	0.00	0	0.00
TST - TST(I) - Four	230						
AD - Construction - Four		0		0		0	
<b>Total</b>	<b>4,622,957</b>	<b>10</b>	<b>0.22</b>	<b>7</b>	<b>0.15</b>	<b>6</b>	<b>0.13</b>

Region	Total Hours	Lost Time Incidents	Lost Time Rate	RIDDORs	AFR	Service Strikes	Service Strike Rate
<b>East</b>	<b>3,784,352</b>	<b>11</b>	<b>0.29</b>	<b>4</b>	<b>0.11</b>	<b>8</b>	<b>0.21</b>
Area 6 & 8	1,454,147	9	0.62	3	0.21	6	0.41
AD - M&R - Eight	951,854	0	0.00	0	0.00	2	0.21
AD - Design - Eight	478,417	0	0.00	0	0.00	0	0.00
AD - Construction - Eight	402,899	1	0.25	0	0.00	0	0.00
DBFO - M40 J1-15 Denham to Warwick (area 30)	380,675	1	0.26	1	0.26	0	0.00
Pavements - Six & Eight	55,889	0	0.00	0	0.00	0	0.00
DBFO - A1(M) Alconbury to Peterborough	40,867	0	0.00	0	0.00	0	0.00
TST - TST(I) - Eight	15,945	0	0.00	0	0.00	0	0.00
ASC & PAD - Eight	3,083						
CPMS M0025 Operations East 20/21 H&S Close Out	576						
<b>Total</b>	<b>3,784,352</b>	<b>11</b>	<b>0.29</b>	<b>4</b>	<b>0.11</b>	<b>8</b>	<b>0.21</b>

## Targets

### Lost Time Incidents

Red <span style="color: red;">✘</span>	Amber <span style="color: orange;">!</span>	Green <span style="color: green;">✔</span>
≥0.16	0.15-0.16	≤ 0.15

### Service Strikes

Red <span style="color: red;">✘</span>	Amber <span style="color: orange;">!</span>	Green <span style="color: green;">✔</span>
≥0.25	0.15-0.25	≤ 0.15

Rows with no data/rates means the site/projects have not loaded any incident data in HART within the past 12 months.

Region	Total Hours	Lost Time Incidents	Lost Time Rate	RIDDORs	AFR	Service Strikes	Service Strike Rate
<b>North West</b>	<b>2,590,361</b>	<b>4</b>	<b>0.15</b>	<b>2</b>	<b>0.08</b>	<b>6</b>	<b>0.23</b>
Area 10	1,028,840	2	0.19	1	0.10	3	0.29
AD - M&R - Ten	577,143	1	0.17	1	0.17	2	0.35
AD - M&R - Thirteen	432,736	0	0.00	0	0.00	0	0.00
Area 13	315,045	1	0.32	0	0.00	0	0.00
AD - Design - Ten	124,022						
AD - Construction - Ten	64,717	0	0.00	0	0.00	0	0.00
AD - Construction - Thirteen	39,996	0	0.00	0	0.00	1	2.50
Pavements - Ten	4,472	0	0.00	0	0.00	0	0.00
TST - TST(I) - Ten	1,797						
TST - TST(N) - Ten	992						
ASC & PAD - Ten	601						
Pavements - Thirteen	0						
AD - Design - Thirteen		0		0		0	
<b>Total</b>	<b>2,590,361</b>	<b>4</b>	<b>0.15</b>	<b>2</b>	<b>0.08</b>	<b>6</b>	<b>0.23</b>

Region	Total Hours	Lost Time Incidents	Lost Time Rate	RIDDORs	AFR	Service Strikes	Service Strike Rate
<b>Yorkshire &amp; North East</b>	<b>2,524,444</b>	<b>7</b>	<b>0.28</b>	<b>2</b>	<b>0.08</b>	<b>5</b>	<b>0.20</b>
AD - M&R - Twelve	578,648	2	0.35	1	0.17	1	0.17
Area 12	509,766	0	0.00	0	0.00	3	0.59
DBFO - A168 / A19 Dishforth to Tyne Tunnel	505,560	4	0.79	0	0.00	0	0.00
Area 14	443,722	1	0.23	1	0.23	1	0.23
AD - M&R - Fourteen	230,352	0	0.00	0	0.00	0	0.00
DBFO - A1 Darrington to Dishforth	86,554	0	0.00	0	0.00	0	0.00
DBFO - M1 - A1 Link Road	69,840	0	0.00	0	0.00	0	0.00
M62 J28 - J29 & M1 J42 – M621 J7 Concrete Barrier Scheme	34,465	0	0.00	0	0.00	0	0.00
DBFO - A69 Carlisle to Newcastle	32,425	0	0.00	0	0.00	0	0.00
AD - Construction - Fourteen	27,541	0	0.00	0	0.00	0	0.00
TST - TST(I) - Twelve	2,686						
TST - TST(N) - Twelve	1,732						
Pavements - Fourteen	564						
Pavements - Twelve	564	0	0.00	0		0	0.00
AD - Construction - Twelve	25	0	0.00	0	0.00	0	0.00
<b>Total</b>	<b>2,524,444</b>	<b>7</b>	<b>0.28</b>	<b>2</b>	<b>0.08</b>	<b>5</b>	<b>0.20</b>

### Targets

#### Lost Time Incidents

Red <span style="color:red">✘</span>	Amber <span style="color:orange">!</span>	Green <span style="color:green">✔</span>
≥0.16	0.15-0.16	≤ 0.15

#### Service Strikes

Red <span style="color:red">✘</span>	Amber <span style="color:orange">!</span>	Green <span style="color:green">✔</span>
≥0.25	0.15-0.25	≤ 0.15

Rows with no data/rates means the site/projects have not loaded any incident data in HART within the past 12 months.

Region	Total Hours	Lost Time Incidents	Lost Time Rate	RIDDORs	AFR	Service Strikes	Service Strike Rate
<b>South West</b>	<b>1,763,340</b>	<b>6</b>	<b>0.34</b>	<b>1</b>	<b>0.06</b>	<b>2</b>	<b>0.11</b>
Area 1 & 2	885,581	3	0.34	1	0.11	2	0.23
AD - M&R - One	451,276	1	0.22	0	0.00	0	0.00
AD - SBIM - One	169,370	2	1.18	0	0.00	0	0.00
DBFO - A419 / A417 Swindon to Gloucester	78,029	0	0.00	0	0.00	0	0.00
DBFO - A30 / A35 Exeter to Bere Regis	54,874	0	0.00	0	0.00	0	0.00
AD - Design - One	52,932						
Pavements - One & Two	32,101	0	0.00	0	0.00	0	0.00
TST - TST(N) - One	17,387	0	0.00	0	0.00	0	0.00
Severn Bridge Maintenance Unit	16,008						
AD - Construction - One	4,219						
TST - TST(I) - One	1,563	0	0.00	0	0.00	0	0.00
Severn Bridge		0		0		0	
<b>Total</b>	<b>1,763,340</b>	<b>6</b>	<b>0.34</b>	<b>1</b>	<b>0.06</b>	<b>2</b>	<b>0.11</b>

Region	Total Hours	Lost Time Incidents	Lost Time Rate	RIDDORs	AFR	Service Strikes	Service Strike Rate
<b>Midlands</b>	<b>3,078,899</b>	<b>6</b>	<b>0.19</b>	<b>3</b>	<b>0.10</b>	<b>3</b>	<b>0.10</b>
Area 9	955,461	1	0.10	1	0.10	0	0.00
Area 7	853,470	2	0.23	2	0.23	0	0.00
ASC & PAD - Nine	541,650	0	0.00	0	0.00	0	0.00
AD - M&R - Seven	535,556	3	0.56	0	0.00	3	0.56
DBFO - A50 / A564 Stoke to Derby	66,276	0	0.00	0	0.00	0	0.00
AD - Construction - Seven	62,048	0	0.00	0	0.00	0	0.00
Pavements - Nine	43,241						
AD - Design - Seven	16,242	0	0.00	0	0.00	0	0.00
Pavements - Seven	4,168						
TST - TST(N) - Seven	787						
<b>Total</b>	<b>3,078,899</b>	<b>6</b>	<b>0.19</b>	<b>3</b>	<b>0.10</b>	<b>3</b>	<b>0.10</b>

**Targets**

Lost Time Incidents

Red <span style="color:red">✘</span>	Amber <span style="color:orange">!</span>	Green <span style="color:green">✔</span>
≥0.16	0.15-0.16	≤ 0.15

Service Strikes

Red <span style="color:red">✘</span>	Amber <span style="color:orange">!</span>	Green <span style="color:green">✔</span>
≥0.25	0.15-0.25	≤ 0.15

Rows with no data/rates means the site/projects have not loaded any incident data in HART within the past 12 months.



Region	Total Hours	Lost Time Incidents	Lost Time Rate	RIDDORs	AFR	Service Strikes	Service Strike Rate
<b>National</b>	<b>1,170,076</b>	<b>3</b>	<b>0.26</b>	<b>2</b>	<b>0.17</b>	<b>0</b>	<b>0.00</b>
National Roads Telecommunications Services	647,371	1	0.15	0	0.00	0	0.00
National Highways TFM	205,632	2	0.97	2	0.97	0	0.00
National Traffic Information Service	87,195						
Estates and Property Services	78,908	0	0.00	0	0.00	0	0.00
NGVR National - Next Generation Vehicle Recovery	72,296						
Redflex Speed Cameras	33,685	0	0.00	0	0.00	0	0.00
National Expert Control Room Tech Support -NECoRTS	20,039						
HE Noise Insulation Project	15,214	0	0.00	0	0.00	0	0.00
Property Management, Enquiries, Sales & Estates	9,736						
<b>Total</b>	<b>1,170,076</b>	<b>3</b>	<b>0.26</b>	<b>2</b>	<b>0.17</b>	<b>0</b>	<b>0.00</b>

### Targets

#### Lost Time Incidents

Red <span style="color: red;">✘</span>	Amber <span style="color: orange;">!</span>	Green <span style="color: green;">✔</span>
≥0.16	0.15-0.16	≤ 0.15

#### Service Strikes

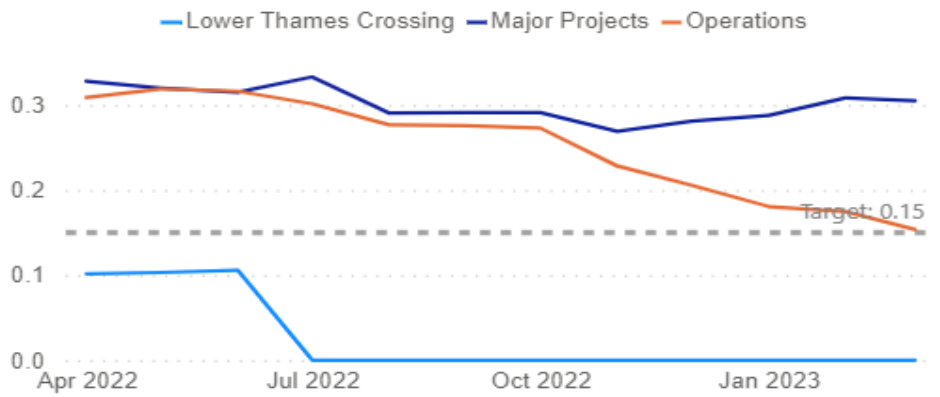
Red <span style="color: red;">✘</span>	Amber <span style="color: orange;">!</span>	Green <span style="color: green;">✔</span>
≥0.25	0.15-0.25	≤ 0.15

Rows with no data/rates means the site/projects have not loaded any incident data in HART within the past 12 months.

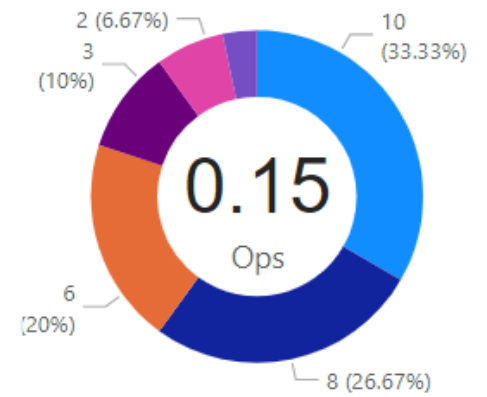
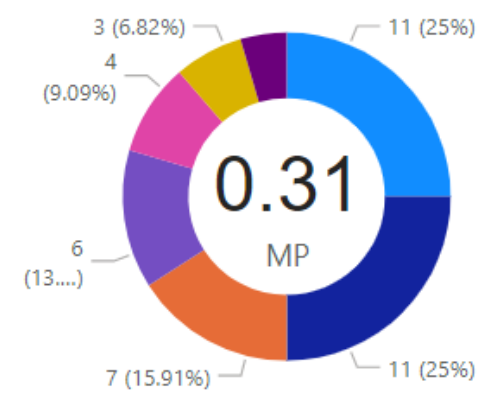
Directorate	Damage of Infrastructure or Asset	Disruption	Minor or Low Potential Impact	Minor or Low Potential Impact (Near Miss)	Pro-active Intervention (Undesired Circumstance)	Total
<b>Operations</b>	1	5	21	3		30
Service strike water		1				1
Service strike Telecom		2	6			8
Service strike other cables or pipelines		1	4	1		6
Service strike gas						
Service strike electricity	1		7	2		10
Service strike Drainage			2			2
Service strike CCTV		1	2			3
<b>Major Projects</b>		12	30	1	1	44
Service strike water		2	4			6
Service strike Telecom		3	8			11
Service strike other cables or pipelines		2	5			7
Service strike gas			3			3
Service strike electricity		3	7	1		11
Service strike Drainage			3		1	4
Service strike CCTV		2				2
<b>Lower Thames Crossing</b>						
Service strike water						
Service strike gas						
<b>Total</b>	1	17	51	4	1	74



Service Strike Rates



0.00  
LTC



- Service strike electricity
- Service strike other cables or pipelines
- Service strike Telecom
- Service strike water
- Service strike CCTV
- Service strike gas
- Service strike Drainage

Operations - RIDDOR - Specified Injury		HART ref: 139611
Area 3 contract, M4 J12-13, South East region.	During embankment stabilisation works, a 4 tonne roller was being used to compact crushed stone. The roller clipped the concrete cap of a chamber in the working area and then overturned, rolling down the embankment.	
07/03/2023		
TBC	The roller was prevented from rolling further down the embankment by a temporary barrier. The driver of the roller was reported to have lost consciousness due to a head injury suffered during the rollover, as well as suffering injuries to their face and arm.	
Contractor: TBC		
Employer: TBC		

RIDDOR

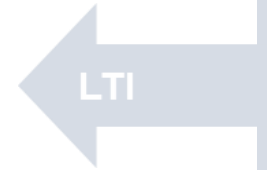
Operations - RIDDOR Over 7 Days		HART ref: 139902
National Highways Facilities Management Regional contract, South West region.	A service engineer noticed a small leak under a sink and during work to repair it their hands came into contact with extremely hot water.	
14/03/2023	The engineer went to the building reception to report this, received first aid and was subsequently taken away to hospital by ambulance. The paramedic attending stated the engineer had received partial thickness (second degree) scalding to their hands.	
Person exposed to harmful substance		
Contractor: Amey Facilities		
Employer: Amey		

RIDDOR

Operations - RIDDOR - Specified Injury		HART ref: 140344
Area 9 Contract, M5 J4, Midlands region.	In the early hours of Friday morning (approx. 02:31) a 3.5t Transit flatbed vehicle which was escorting MOP from Frankley services to Junction 4 struck a pile of road planings in lane at Jct 4, 22/6 M5 SB.	
24/03/2022		
TBC	The incident caused the driver to sustain a wrist injury (awaiting full confirmation from medical practitioner) and significant damage to the vehicle itself.	
Contractor: TBC		
Employer: Colas		

RIDDOR

Operations - 1-3 day Lost Time Incident		HART ref: 140423
Area 4 Contract, M2 J2, South East region.	The operative was removing some material that had been fly tipped, at the bottom of a slope. The operative bent down to retrieve some fabric (rug, small piece of carpet) and slipped in the undergrowth. He landed on his back and slipped about a metre down the slope causing bruising to spine and back.	
23/03/2022		
TBC		
Contractor: TBC		
Employer: Keir		





Directorate	Site/Project	Date of Event	Event Details/Event Sub Type	HART Ref
Operations	DBFO - M25 (Area 5)	17 January 2023	IPV Strike Intentional	137510
Operations	AD - M&R - Seven	24 January 2023	IPV Strike Unintentional	137324
Major Projects	MP-0147 - M1 J13 to J16	31 January 2023	IPV Strike Unintentional	137588
Operations	Area 10	08 February 2023	IPV Strike Unintentional	137986
Operations	DBFO - M25 (Area 5)	08 February 2023	IPV Strike Intentional	138321
Major Projects	MP-0147 - M1 J13 to J16	17 February 2023	IPV Strike Intentional	138250
Operations	DBFO - M25 (Area 5)	17 February 2023	IPV Strike Intentional	139338
Operations	DBFO - M25 (Area 5)	20 February 2023	IPV Strike Intentional	138323
Operations	DBFO - M25 (Area 5)	01 March 2023	IPV Strike Intentional	139837
Operations	Area 13	07 March 2023	IPV Strike Unintentional	139583
Outstations & ROCs	Weatherhill Outstation	08 March 2023	IPV Strike Unintentional	139671
Major Projects	MP-0147 - M1 J13 to J16	17 March 2023	IPV Strike Unintentional	140014
Operations	DBFO - M25 (Area 5)	22 March 2023	IPV Strike Intentional	140471
Operations	Area 10	28 March 2023	IPV Strike Unintentional	140507
Operations	Area 7	30 March 2023	IPV Strike Unintentional	140611

Directorate	January 2023	February 2023	March 2023	Total
<b>Major Projects</b>	<b>1</b>	<b>1</b>	<b>1</b>	<b>3</b>
IPV Strike Intentional		1		<b>1</b>
IPV Strike Unintentional	1		1	<b>2</b>
<b>Operations</b>	<b>2</b>	<b>4</b>	<b>5</b>	<b>11</b>
IPV Strike Intentional	1	3	2	<b>6</b>
IPV Strike Unintentional	1	1	3	<b>5</b>
<b>Outstations &amp; ROCs</b>			<b>1</b>	<b>1</b>
IPV Strike Unintentional			1	<b>1</b>
<b>Total</b>	<b>3</b>	<b>5</b>	<b>7</b>	<b>15</b>

Map displays the previous 12 months events.



● High Potential Near Miss  
● Incident

Directorate	January 2023	February 2023	March 2023	Total
<b>NH Offices &amp; Depots</b>			<b>2</b>	<b>2</b>
High Potential Near Miss			1	1
Incident			1	1
<b>Operations</b>		<b>1</b>		<b>1</b>
High Potential Near Miss		1		1
<b>Total</b>		<b>1</b>	<b>2</b>	<b>3</b>

Map displays the previous 3 months events.

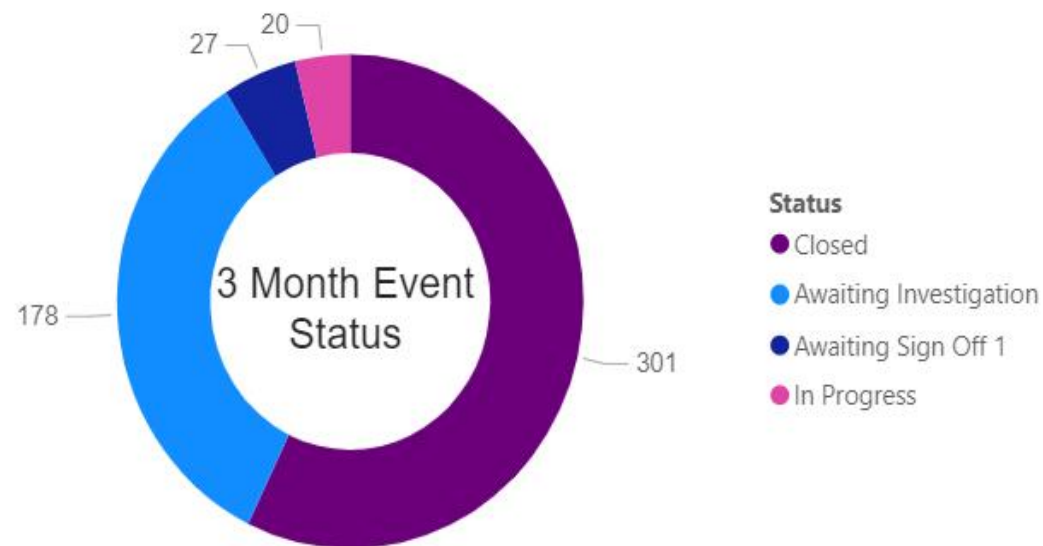
Directorate	Site/Project	Date of Event	Event Details/Event Sub Type	Report Event/Describe the facts of what happened
NH Offices & Depots	Brunel House	02 March 2023	Incident	Road Traffic Collison at location, involving Tipper Lorry and overhead Gantry Boom and Signals.  There was significant damage to Gantry boom, which resulted in a loss of an AMI which fell to the floor and subsequently knocked further off their support suspended safety cables.
NH Offices & Depots	Hilton Park Depot, Wolverhampton	20 March 2023	High Potential Near Miss	on the 29th 11 2022 on of our national highways inspectors defected some VRS on the M6 SB at marker post 207/7. The VRS in question wasn't accident damage but damage no the less where posts have rotted at the base with some posts snapping. This has caused the VRS to lean slightly into the carriageway. The inspector raised this defect under a 28 day repair. (Colas basically have 28 days to repair the failed VRS). The barrier scores were created using the barrier score assessment sheet (AMM 129)  As of March 3rd 2023 i had noticed myself that the barrier had yet to be repaired so therefore sent a few emails to the Colas team at perry barr to ask for any update on repair times. further emailed were sent on the 7th and 17th march with no reply.  On Sunday 19th March the VRs had leaned further into the carriageway to a point of a real safety concern



**In Month Events**

Division	National Highways	Supply Chain
Investigation/Kind of Event	Incursion / IPV Strike	Incursion / IPV Strike
Live Carriageway Working	1	
Intentional illegal access to site		1
Incursions; Intentional - Blue Light Incursion		3
Incursion; Unintentional - Result of accident		4
Incursion; Unintentional - Follow in		7
Incursion; Unintentional - Driver confused	1	32
Incursion; Intentional - To seek benefit	1	39
Incursion; Intentional – Because of breakdown		6
	2	77
<b>Total</b>	<b>5</b>	<b>169</b>

Directorate	January 2023	February 2023	March 2023	Total
<b>Major Projects</b>	<b>62</b>	<b>90</b>	<b>79</b>	<b>231</b>
Incursion Intentional	50	68	55	173
Incursion Unintentional	12	22	24	58
<b>NH Offices &amp; Depots</b>			<b>1</b>	<b>1</b>
Incursion Unintentional			1	1
<b>Operations</b>	<b>75</b>	<b>114</b>	<b>90</b>	<b>279</b>
Incursion Intentional	52	94	59	205
Incursion Unintentional	23	20	31	74
<b>Outstations &amp; ROCs</b>	<b>7</b>	<b>4</b>	<b>4</b>	<b>15</b>
Incursion Intentional	5	1	3	9
Incursion Unintentional	2	3	1	6
<b>Total</b>	<b>144</b>	<b>208</b>	<b>174</b>	<b>526</b>



- **National Motorcycle Working Group**

*Safe People*

On Thursday 9<sup>th</sup> March, we chaired a meeting of the National Motorcycle Working Group. The group collaborates on motorcycling issues and activities relating to both safety and the environment and is made up of representatives from organisations including DfT, DVSA, ROSPA, IAM, British Motorcycling Federation, Motorcycle Action Group, Fire and Rescue Service, Police, DocBike and the Motorcycle Industry Association. We discussed the evaluation of the National Highways marketing campaign targeting riders and shared plans for the 2023 motorcycle season. The group was also updated on the latest developments on the Roads Policing Review and each partner gave an update on their work which created more opportunities to collaborate.



- **Road to Zero Harm**

*Road Safety Management*

In March, we started a conversation (through 6 internal workshops) around the evidence base for a long-term roadmap which will support us together with our external partners and stakeholders to jointly tackle the problem of fatalities and serious injuries on our roads. The workshops were organised around the pillars of the Safe System, with a sixth added (looking at areas of common purpose and interest) to initiate collaboration within NH that will exploit the common ground between our KPIs and other priorities. We have received very useful feedback on the list of road safety countermeasures captured in the initial modelling and held productive conversations around challenges we need to navigate and opportunities to explore further. We will be following up with participants with an update in late April/early May on what we have learned from the consultation so far and to lay out our next steps.



- **National Highways Industry Awards**

*Commercial Vehicle Incident Prevention Programme*

*Safe Vehicles and Safe People*

Two of the Commercial Vehicle Incident Prevention team's projects were shortlisted at the [National Highways Industry Awards](#):

- Operation Tramline – this project involves three plain white HGV tractor units being loaned to police forces by National Highways to help improve safety for drivers on the strategic road network in England and Wales. The contract for the unmarked HGV cab national project aims to change driver behaviour and discourage non-compliance.
- CALMDriver – this project involves us working with the CALM charity (campaign against living miserably) and providing packs to employers and their drivers, signposting support and raising awareness to drivers that checking their own mental health daily is just as important as checking their vehicle.

Operation Tramline was announced the winner of the “exceptional contribution to road user safety” category and CALMDriver was highly commended in the “outstanding contribution to health and wellbeing” category.





- **Commercial Vehicle Safety on the Strategic Road Network Conference**

*Commercial Vehicle Incident Prevention Programme Tranche 2 and Driving for Better Business*

*Safe Vehicles and Safe People*

National Highways' Commercial Vehicle Incident Prevention Team with Driving for Better Business successfully hosted the first ever Commercial Vehicle Safety on the Strategic Road Network conference on Thursday 16th March. The event took place at the National Space Centre in Leicester and welcomed approximately 150 delegates from a wide range of private and public organisations. The conference theme was "driving change", challenging delegates to take personal responsibility for raising the bar of management of work-related road risk in their own organisations. The packed programme of speakers included Nick Harris and a range of subject matter experts from academia and industry covering topics such as impairment, incident investigation, driver mental health and post-collision response. Of particular note was a very moving presentation from Meera Naran highlighting the terrible personal consequences that arise when things go wrong.

The event is currently being evaluated with a view to it becoming a recurring annual occurrence. Initial feedback has been overwhelmingly positive. An example of the feedback we have received:

*"Just wanted to say what a brilliant, inspiring and successful event that you and the team put on yesterday. Such a good mix of speakers, a fantastic venue and perfect hosts in National Highways and Driving for Better Business. I really enjoyed it and I am in awe of your ability to turn an acorn of an idea into a mighty Oak tree of an event. Well done to you and everyone who contributed."*

- **Operation Tramline**

*Commercial Vehicle Incident Prevention Programme*

*Safe Vehicles and Safe People*

[Operation Freeway](#) road safety campaign took place week commencing 6th March and involved eight police forces patrolling the M1 utilising the [Operation Tramline](#) cabs. Further activity took place at an MSA in Leicestershire on Saturday 11<sup>th</sup> March when our Traffic Officers joined Police and Fire and Rescue to engage with the travelling public. As part of the operation launch, we did a live press interview with BBC radio. In total there were 663 vehicles stopped, resulting in 691 offences captured and 700 interventions issued. National Highways' Midlands Media Manager reported that Operation Freeway has featured in 496 articles with a potential reach of 5,261,902,000. Marie Biddulph in the East has been shortlisted for a SHE award, in the Safer Logistics category. Last week we also had the pleasure of being joined on site by a camera crew, from the Channel 5 documentary 'Motorway' who worked with us to learn more about abnormal load non compliance on a joint operation with CMPG, Datatag and DVSA.



- **Fresnel lenses**

*Commercial Vehicle Incident Prevention Programme*

*Safe Vehicles and Safe People*

National Highways Commercial Vehicle Incident Prevention team have commenced the distribution of Fresnel lenses directly to European truck operators that send trucks to the UK via operational colleagues; National Highways Traffic Officers and Driver and Vehicle Licencing Agency (DVSA). The lenses fix to the passenger side window of HGV cabs and help to eliminate the blind spot that can lead to side swipe collisions. This project intends to reduce the number of side-swipe collisions occurring. The lenses will be distributed directly to drivers of left-hand drive HGVs encountered on our network either at the roadside, at Truck Stops or at DVSA's check sites.



- **Van Driver Toolkit**

*Commercial Vehicle Incident Prevention Programme and Driving for Better Business*

*Safe Vehicles and Safe People*

National Highways Commercial Vehicle Incident Prevention team have worked with Driving for Better Business to grow and improve the products available from the widely used and highly praised [Van Driver Toolkit](#). Additions now include Toolbox Talks which can be accessed through the Van Driver Toolkit website. We are now in the process of developing a [VDT landing page](#) which will focus on a new topic each month, the first of which will focus on fatigue and will be available in April.



- **Commercial Vehicle Compliance Event**

*Safe Vehicles and Safe People*

In the South -East Region on Friday 10<sup>th</sup> March National Highways joined with DVSA and Sussex and Surrey Police Commercial Vehicle Unit to deliver a partnership based compliance and safety event on the A23 at Handcross. The focus was on commercial vehicles, load security, and roadworthiness, and particularly looked at HGVs. In total 21 vehicles were stopped and inspected, only 7 of which were completely free of issues. The general standard of vehicles observed was good, however a number of the vehicles inspected required immediate action and four were issued with immediate PG9 prohibitions. Other high-risk behaviour included unsecured loads, over-weight vehicles and poor maintenance.

The condition of the light commercial vehicles stopped appeared to be particularly poor. One 3.5t scaffolders flat-bed van was stopped by roads policing officers the night before and found to be significantly overweight and appeared to have a broken chassis just behind the cab. It was immediately prohibited and secured and will now be scrapped or repaired and re-tested before being allowed on the road again.



- **Driving for Better Business**

*Safe Road Users*

**Driver behaviour and improving driver coping strategies -**

In the first quarter of this year, the Driving for Better Business programme is taking a look at fitness to drive. Dr Lisa Dorn, an associate professor of driving behaviour and Director of the Driving Research Group at Cranfield University, said

“... a lot of people who are not driving for work really don’t understand some of the problems of actually driving a truck or a van, and some of the demands that drivers have. Often professional drivers complain about how the road users get in their way and make things a bit more difficult for them because they don’t really understand things like turning circles, just being able to get around a corner and how they need to be considerate of what a big truck needs. There are a lot of stresses on professional drivers – not only just the type of vehicle that they’re driving, but also the nature of the work. There are strong individual differences in how people respond to stress, and that’s well known. It’s essentially about how you appraise the stressful situation, and retraining the thought processes around that is essential if you’re going to get people to be a bit more hardy. But from a management perspective, the best thing really is for everybody to have some form of stress management training, because it’s not going to do anyone any harm. It’s going to do an awful lot of good.”

<https://www.drivingforbetterbusiness.com/podcast/episode/commercial-drivers-driver-behaviour-and-improving-driver-coping-strategies/>

**Celebrating women in transport –**

Driving for Better Business is producing a series of articles and podcasts, celebrating women in transport, fleet management, and road safety. The aim is to help increase the representation of women in the transport sector. The links below detail an article from Dr Lucy Rackliff BA (Hons), MSc, PG Cert, PhD and a podcast by Nina Day CEng, Policy Advisor, HSE Transport Sector.

<https://www.drivingforbetterbusiness.com/articles/women-in-transport-dr-lucy-rackliff/>

<https://www.drivingforbetterbusiness.com/women-in-transport/podcast/>



# Health Safety & Wellbeing team

**Safety Alerts:** There has been **3** Safety Alerts issued in the month of March:

[NHa323 National Highways Safety Alert for Information - Failure of Lifting Eye on Pre-Cast Concrete Block.pdf](#)

[NHa324 - National Highways Safety Alert for Information - Vehicle stopping in live lane.pdf](#)

[NHa325 - National Highways Safety Alert for Information - Abuse from Member of Public.pdf](#)