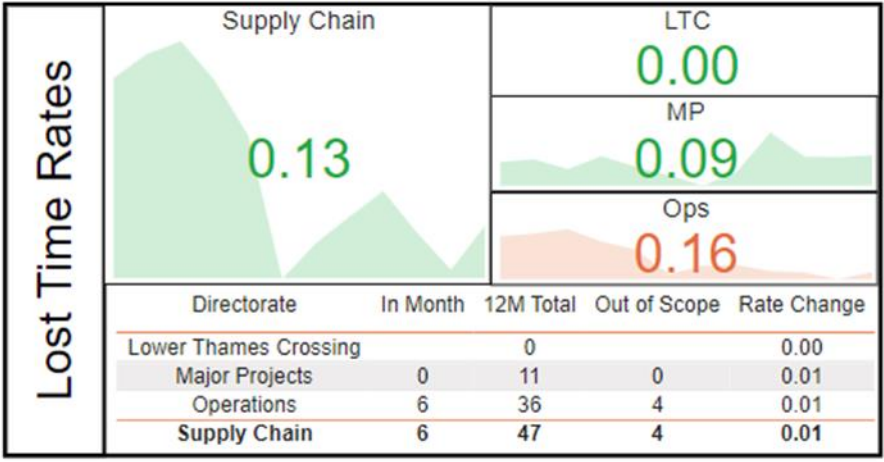
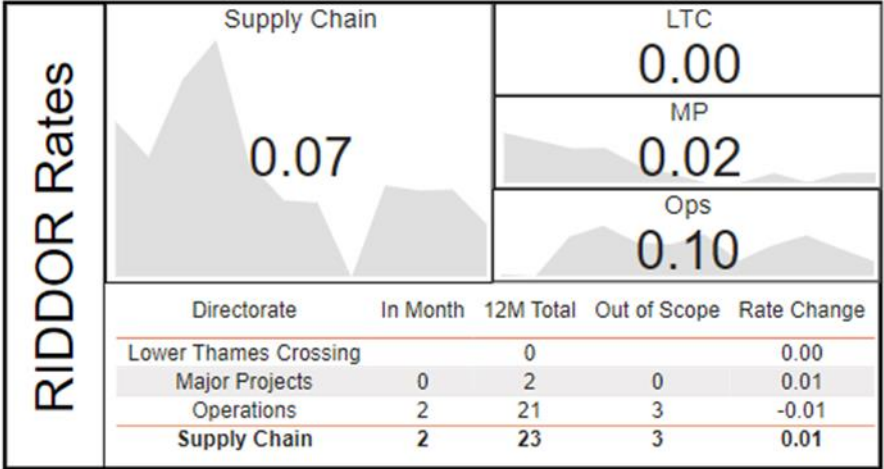


March 2024 Summary Health Safety & Wellbeing Performance Report

Board Sponsor: Simon Blanchflower
Executive Sponsor: Mike Wilson
Authors: Melanie Clarke and Sheena Hague



All data included within this report is up to date as of **3 April 2024**. This performance report is provided to assist the Board and Executive to fulfil their leadership and management responsibilities in respect of health and safety. All incidents within the report have been reviewed by the Health, Safety & Wellbeing Division.

Please note: Incidents move out of scope once the duration of 12 months has passed. For example, if an incident occurs in February, it will remain within the frequency rate until January. The following month it will move out of scope for rate calculations.

Supply Chain RIDDORs

Directorate	In Month	Rate	3 Month Rate	12 Month AFR
Operations	2	0.10	5	0.09
Major Projects	0	0.00	1	0.03
Lower Thames Crossing			0	0.00
Supply Chain	2	0.07	6	0.07

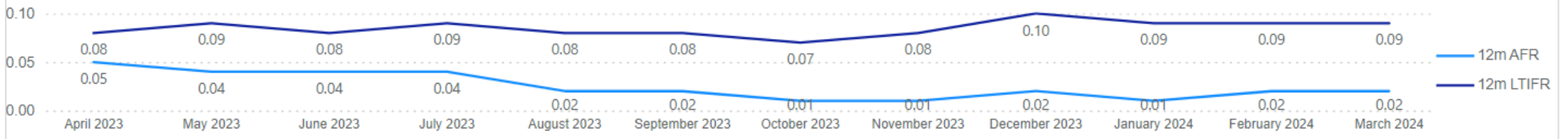
Supply Chain Lost Time Incidents

Directorate	In Month	Rate	3 Month Rate	12 Month AFR
Operations	6	0.31	10	0.18
Major Projects	0	0.00	1	0.03
Lower Thames Crossing			0	0.00
Supply Chain	6	0.20	11	0.12

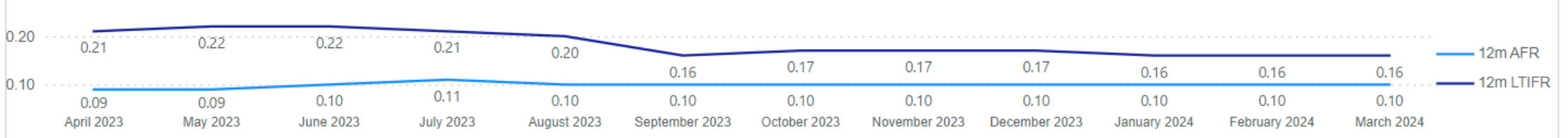
Supply Chain Lost Time Incidents & RIDDORs Rate



Major Projects Lost Time Incidents & RIDDORs Rate



Operations Lost Time Incidents & RIDDORs Rate



Lower Thames Crossing Lost Time Incidents & RIDDORs Rate



Changes from last month's report:
150724 Pavements Four was a late report

Red	Amber	Green
≥ 0.165	0.15-0.165	≤ 0.15

Leading Indicator: Strategic Direction adopted & evidenced throughout the Supply Chain and National Highways

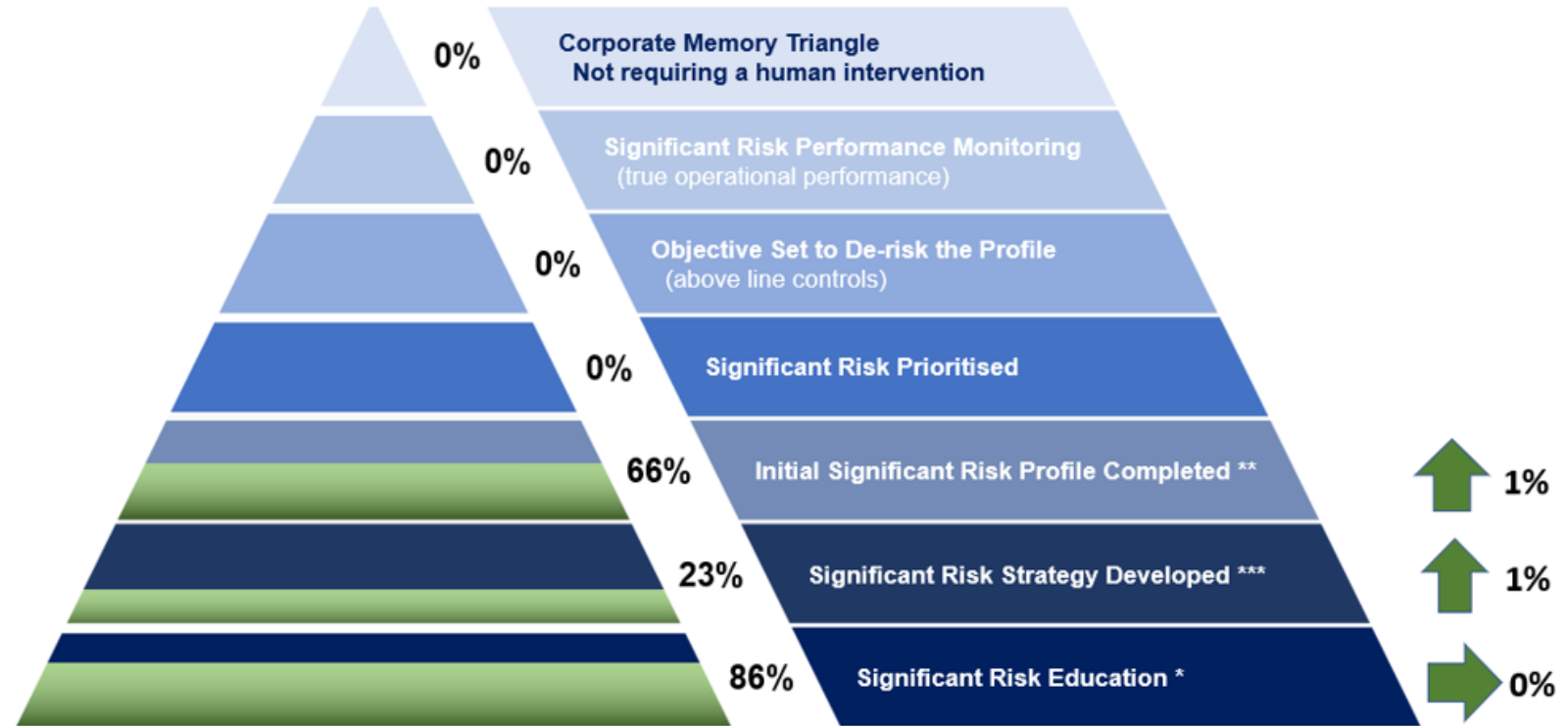


The Supply Chain Safety Leadership Group with our full support, are implementing a Significant Risk approach. This aims to eliminate the significant risks that cause life-changing harm to those working on the strategic road network. Significant risk profiling carried out across the supply chain has identified significant risks of which the top 9 will be focused upon first. This Leading Indicator is the fundamental building block and must be delivered and embedded to ensure success as we move forward with the 9 Significant Risks.

In-month commentary:

Engagement with the supply chain continues, to increase completion and returns of significant risk profiles and strategies.

The performance group are now focusing on the top half of the triangle and assisting the significant risk groups in the building their Leading Indicator Triangles.



* Significant Risk Education CEO/MD Engagement (89 out of 103 suppliers engaged)

** Initial Significant Risk Profile Completed (68 out of 103 suppliers)




*** Significant Risk Strategy Developed (24 out of 103 suppliers)

Supplier Performance: all suppliers who have reported hours and / or events in the past 12 months are shown on the next 4 pages

Supplier	Total Hours	Lost Time Incidents	Lost Time Rate	RIDDORs	AFR	Service Strikes
Universal Sealants	3,242	1	30.85	1	30.85	0
XEIAD	13,547	1	7.38	1	7.38	1
40Seven Ltd	20,109	1	4.97	1	4.97	0
Wilson and Scott	23,998	1	4.17	0	0.00	0
Littlewood Fencing	25,091	1	3.99	0	0.00	0
*	77,749	2	2.57	1	0.00	0
Tilbury Douglas	59,535	1	1.68	0	0.00	0
Egis	366,948	6	1.64	2	0.55	1
Concrete Repairs Ltd	267,663	3	1.12	2	0.75	0
RSK Environment Ltd	128,863	1	0.78	0	0.00	2
Hanson	164,956	1	0.61	0	0.00	0
Autolink Concessionaires (A19) Ltd	452,914	2	0.44	1	0.22	0
Premier Traffic Management	248,871	1	0.40	0	0.00	0
Volker Laser Ltd	300,812	1	0.33	1	0.33	0
Tarmac	853,395	2	0.23	2	0.23	1
CHC Highways	442,379	1	0.23	2	0.45	0
Morgan Sindall	1,068,428	2	0.19	1	0.09	1
Costain	3,340,566	6	0.18	0	0.00	9
Telent	669,235	1	0.15	0	0.00	1
Galliford Try	780,277	1	0.13	0	0.00	5
Chevron	961,969	1	0.10	0	0.00	0
Amey	2,969,705	3	0.10	2	0.07	4
Kier	3,370,139	3	0.09	2	0.06	3
Ringway Ltd	1,260,602	1	0.08	1	0.08	0
Colas	1,312,813	1	0.08	1	0.08	1
Skanska	1,375,055	1	0.07	1	0.07	4
Balfour Beatty	3,233,250	1	0.03	1	0.03	15
AC Landscapes & Treeworks UK Ltd	30,169	0	0.00	0	0.00	0
Actica	18,059	0	0.00	0	0.00	0
AE Yates	175,333	0	0.00	0	0.00	1

Targets

Lost Time Incidents

Red 	Amber 	Green 
≥0.165	0.15-0.165	≤ 0.15

Changes from last month's report:

150724 Pavements Four was a late report

- * Events 151224 Area 9 and 151195 Area 7, Investigations not completed, hence no supplier name available.
- Hours reported without supplier details are being investigated




(Continues on next pages)

Supplier Performance: all suppliers who have reported hours and / or events in the past 12 months are shown here

Supplier	Total Hours	Lost Time Incidents	Lost Time Rate	RIDDORs	AFR	Service Strikes
Aecom	90,019	0	0.00	0	0.00	0
Aggregate Industries	175,857	0	0.00	0	0.00	1
AMCO Giffen	95,742	0	0.00	0	0.00	0
Arcadis	142,110	0	0.00	0	0.00	0
Arup	10,520	0	0.00	0	0.00	0
Associated Asphalt Contracting Limited	28,512	0	0.00	0	0.00	0
Atkins	346,501	0	0.00	0	0.00	0
ATM (Ainsty Timber Marketing Ltd)	13,936	0	0.00	0	0.00	0
Balvac	37,583	0	0.00	0	0.00	0
BAM Nuttall	11,464	0	0.00	0	0.00	0
Breedon Bow Highways	3,230	0	0.00	0	0.00	0
Capita	355	0	0.00	0	0.00	0
Carnell Support Services Ltd	330,725	0	0.00	0	0.00	1
Carter Jonas	97,367	0	0.00	0	0.00	0
Chevron Green / Acones	19,501	0	0.00	0	0.00	0
Connect Plus	2,656,562	0	0.00	0	0.00	0
COWI	64,689	0	0.00	0	0.00	0
Crown Highways	70,770	0	0.00	0	0.00	0
Crown Plus	25,497	0	0.00	0	0.00	0
DDC Engineering Solutions	13,763	0	0.00	0	0.00	0
DSD Construction Ltd	23,234	0	0.00	0	0.00	0
Dyer and Butler	7,820	0	0.00	0	0.00	0
Enerveo	8,125	0	0.00	0	0.00	0
Eurovia UK	152,353	0	0.00	0	0.00	0
Evander	10,848	0	0.00	0	0.00	0
Farrans	20,889	0	0.00	0	0.00	0
Fluor	46,105	0	0.00	0	0.00	0
FM Conway	80,310	0	0.00	0	0.00	1
FMG	73,073	0	0.00	0	0.00	0
Forest Support Services	52,092	0	0.00	0	0.00	0

Targets

Lost Time Incidents

Red 	Amber 	Green 
≥0.165	0.15-0.165	≤ 0.15

Changes from last month's report:
150724 Pavements Four was a late report


(Continues on next pages)

Supplier Performance: all suppliers who have reported hours and / or events in the past 12 months are shown here

Supplier	Total Hours	Lost Time Incidents	Lost Time Rate	RIDDORs	AFR	Service Strikes
Forkers Ltd	738	0	0.00	0	0.00	0
Freyssinet	15,376	0	0.00	0	0.00	0
Graham Construction	584,608	0	0.00	0	0.00	5
Green Valley Arborists	32,856	0	0.00	0	0.00	0
Ground Control	34,380	0	0.00	0	0.00	0
Hailsham Roadways Construction Co Ltd	18,462	0	0.00	0	0.00	2
High Court Enforcement Group	242	0	0.00	0	0.00	0
Huyton Asphalt	207	0	0.00	0	0.00	0
HW Martin Safety Fencing Ltd	10,658	0	0.00	0	0.00	1
HW Martin Traffic Management	904,379	0	0.00	0	0.00	0
Inertia Consulting	15,847	0	0.00	0	0.00	0
J McCann	138,742	0	0.00	0	0.00	0
Jacobs	1,025,870	0	0.00	0	0.00	0
Joe Rookcroft & Sons Ltd	113,982	0	0.00	0	0.00	1
John Sisk	506,411	0	0.00	0	0.00	1
Jointline Limited	14,201	0	0.00	0	0.00	0
Keltbray (formerly NMCN)	544,935	0	0.00	0	0.00	6
L & R Roadlines	110	0	0.00	0	0.00	0
M J Church	116,806	0	0.00	0	0.00	3
Malcolm Hughes	4,768	0	0.00	0	0.00	0
Mason Street Furniture LTD (MSF Ltd)	15,697	0	0.00	0	0.00	0
Metrail Construction Ltd	25,659	0	0.00	0	0.00	0
Milestone Infrastructure	50,489	0	0.00	0	0.00	0
Mott MacDonald	47,420	0	0.00	0	0.00	0
Multipave NW Ltd	13,479	0	0.00	0	0.00	0
Murphy Geospatial	2,494	0	0.00	0	0.00	0
Mway Comms	45,826	0	0.00	0	0.00	0

Targets

Lost Time Incidents

Red 	Amber 	Green 
≥0.165	0.15-0.165	≤ 0.15

Changes from last month's report:




150724 Pavements Four was a late report

Supplier Performance: all suppliers who have reported hours and / or events in the past 12 months are shown here

Supplier	Total Hours	Lost Time Incidents	Lost Time Rate	RIDDORs	AFR	Service Strikes
Octavius Infrastructure	270,976	0	0.00	0	0.00	0
P J Chaffin Ltd	15,262	0	0.00	0	0.00	0
Pell Frischmann	3,238	0	0.00	0	0.00	0
Perfect Circle	10,159	0	0.00	0	0.00	0
Premier Road Markings Limited	26,648	0	0.00	0	0.00	0
PTS Ltd	3,756	0	0.00	0	0.00	0
R W Civil Engineering	430	0	0.00	0	0.00	0
Redflex	11,082	0	0.00	0	0.00	0
Road Link A69 Ltd	58,828	0	0.00	0	0.00	0
Road Management Services	122,041	0	0.00	0	0.00	2
Route One Infrastructure	22,422	0	0.00	0	0.00	0
RPS Group	0	0		0	NaN	0
Sir Robert McAlpine	71,535	0	0.00	0	0.00	2
Soil Engineering	100	0	0.00	0	0.00	0
Sopra Steria Ltd	72,337	0	0.00	0	0.00	0
Strata Geotechnics	2,732	0	0.00	0	0.00	0
Stroma	13,500	0	0.00	0	0.00	0
SWH	64	0	0.00	0	0.00	0
Taylor Woodrow	131,843	0	0.00	0	0.00	1
Tetra Tech	22,191	0	0.00	0	0.00	0
Toppesfield	304	0	0.00	0	0.00	0
Tripod Crest Ltd	16,503	0	0.00	0	0.00	1
TRL	3,524	0	0.00	0	0.00	0
Turner & Townsend International	59,883	0	0.00	0	0.00	0
Up and Under Group	27,885	0	0.00	0	0.00	0
Volker Fitzpatrick	174,383	0	0.00	0	0.00	0
VVB	5,496	0	0.00	0	0.00	0
Wessex Archaeology	15,610	0	0.00	0	0.00	0
Winvic	189,902	0	0.00	0	0.00	1
WJ North Limited	42,687	0	0.00	0	0.00	0
WJ South	87,986	0	0.00	0	0.00	0
WSP	427,281	0	0.00	0	0.00	0
Total	34,923,835	47	0.13	23	0.07	78

Targets

Lost Time Incidents

Red 	Amber 	Green 
≥0.165	0.15-0.165	≤ 0.15




Changes from last month's report:

150724 Pavements Four was a late report

Programme	Total Hours	Lost Time Incidents	Lost Time Rate	RIDDORs	AFR	Service Strikes
RIP	9,349,742	7	0.07	1	0.01	45
South West	2,121,085	3	0.14	0	0.00	9
South East	1,930,214	0	0.00	0	0.00	15
North West	1,841,211	1	0.05	0	0.00	5
Yorkshire & North East	1,684,978	3	0.18	1	0.06	12
Midlands	1,227,530	0	0.00	0	0.00	4
East	544,724	0	0.00	0	0.00	0
SMP	2,484,139	3	0.12	0	0.00	4
North West	714,123	1	0.14	0	0.00	0
Midlands	551,328	1	0.18	0	0.00	1
Yorkshire & North East	436,328	1	0.23	0	0.00	0
South East	334,233	0	0.00	0	0.00	1
East	208,595	0	0.00	0	0.00	2
National	134,547					
South West	104,985	0	0.00	0	0.00	0
CIP	604,481	1	0.17	1	0.17	1
East	532,057	1	0.19	1	0.19	1
South West	64,887					
Yorkshire & North East	7,537					
Total	12,438,362	11	0.09	2	0.02	50

Targets

Lost Time Incidents

Red 	Amber 	Green 
≥0.165	0.15-0.165	≤ 0.15

Rows with no data/rates means the site/projects have not loaded any incident data in HART within the past 12 months.

Region	Total Hours	Lost Time Incidents	Lost Time Rate	RIDDORs	AFR	Service Strikes
East	3,376,280	8	0.24	4	0.12	4
Area 6 & 8	1,440,411	1	0.07	1	0.07	3
AD - M&R - Eight	793,208	1	0.13	1	0.13	0
DBFO - M40 J1-15 Denham to Warwick (area 30)	366,948	6	1.64	2	0.55	1
AD - Design - Eight	329,622					
Pavements - Six & Eight	198,701	0	0.00	0	0.00	0
AD - Construction - Eight	178,559	0	0.00	0	0.00	0
DBFO - A1(M) Alconbury to Peterborough	59,926	0	0.00	0	0.00	0
TST - TST(I) - Eight	8,625	0	0.00	0	0.00	0
CPMS M0025 Operations East 20/21 H&S Close Out	280					
Total	3,376,280	8	0.24	4	0.12	4

Region	Total Hours	Lost Time Incidents	Lost Time Rate	RIDDORs	AFR	Service Strikes
South East	5,542,890	4	0.07	1	0.02	9
DBFO - M25 (Area 5)	2,656,562	0	0.00	0	0.00	0
Area 3	1,240,438	1	0.08	0	0.00	1
Area 4	1,168,544	2	0.17	1	0.09	6
M20 Quick Moveable Barrier Project	199,696	0	0.00	0	0.00	0
Pavements - Four	119,663	1	0.84	0	0.00	2
ASC & PAD - Four	63,537					
Pavements - Three	50,023					
RTMC - M25 Regional Technology Contract	24,419					
TST - TST(N) - Four	14,756	0	0.00	0	0.00	0
AD - Design - Four	3,776					
TST - TST(I) - Four	1,476	0	0.00	0	0.00	0
AD - Construction - Four		0		0	NaN	0
AD - M&R - Four		0		0	NaN	0
Total	5,542,890	4	0.07	1	0.02	9

Targets

Lost Time Incidents




Red	Amber	Green
✘	!	✔
≥0.165	0.15-0.165	≤ 0.15

Rows with no data/rates means the site/projects have not loaded any incident data in HART within the past 12 months.

Region	Total Hours	Lost Time Incidents	Lost Time Rate	RIDDORs	AFR	Service Strikes
Midlands	3,860,240	6	0.16	4	0.10	5
Area 9	2,032,841	3	0.15	2	0.10	2
Area 7	987,557	2	0.20	1	0.10	0
AD - M&R - Seven	660,288	1	0.15	1	0.15	3
DBFO - A50 / A564 Stoke to Derby	88,303	0	0.00	0	0.00	0
Pavements - Seven	30,998	0	0.00	0	0.00	0
Pavements - Nine	28,397	0	0.00	0	0.00	0
TST - TST(N) - Seven	15,334					
AD - Construction - Seven	13,539	0	0.00	0	0.00	0
AD - Design - Seven	2,983	0	0.00	0	0.00	0
Total	3,860,240	6	0.16	4	0.10	5

Targets

Lost Time Incidents

Red 	Amber 	Green 
≥0.165	0.15-0.165	≤ 0.15




Region	Total Hours	Lost Time Incidents	Lost Time Rate	RIDDORs	AFR	Service Strikes
North West	2,757,912	6	0.22	5	0.18	4
Area 10	845,446	2	0.24	2	0.24	1
Area 13	665,068	0	0.00	0	0.00	1
AD - M&R - Ten	560,780	2	0.36	1	0.18	0
AD - M&R - Thirteen	488,826	2	0.41	2	0.41	0
Pavements - Ten	86,010	0	0.00	0	0.00	0
AD - Construction - Ten	63,089	0	0.00	0	0.00	0
Pavements - Thirteen	38,413	0	0.00	0	0.00	1
TST - TST(N) - Ten	7,159					
AD - Construction - Thirteen	1,575	0	0.00	0	0.00	1
TST - TST(I) - Ten	1,546					
AD - Design - Ten		0		0	NaN	0
Total	2,757,912	6	0.22	5	0.18	4

Rows with no data/rates means the site/projects have not loaded any incident data in HART within the past 12 months.

Region	Total Hours	Lost Time Incidents	Lost Time Rate	RIDDORs	AFR	Service Strikes
Yorkshire & North East	3,412,171	7	0.21	6	0.18	2
Area 12	835,767	1	0.12	1	0.12	0
AD - M&R - Twelve	693,936	0	0.00	0	0.00	0
Area 14	519,420	3	0.58	2	0.39	2
DBFO - A168 / A19 Dishforth to Tyne Tunnel	452,914	2	0.44	1	0.22	0
AD - M&R - Fourteen	442,379	1	0.23	2	0.45	0
DBFO - A1 Darrington to Dishforth	91,119	0	0.00	0	0.00	0
DBFO - M62 J28 - J29 & M1 J42 – M621 J7 Concrete Barrier Scheme	87,706	0	0.00	0	0.00	0
DBFO - M1 - A1 Link Road	75,973					
Pavements - Twelve	66,025	0	0.00	0	0.00	0
DBFO - A69 Carlisle to Newcastle	58,828	0	0.00	0	0.00	0
Pavements - Fourteen	53,098	0	0.00	0	0.00	0
DBFO - M1/A1 CSB Scheme 3 (M1 junction 45 to A1(M) Junction 44)	30,215					
TST - TST(N) - Twelve	2,492					
TST - TST(I) - Twelve	1,296					
AD - Construction - Fourteen	1,003	0	0.00	0	0.00	0
AD - Construction - Twelve		0		0	NaN	0
AD - Design - Fourteen		0		0	NaN	0
M606 M621 M62 2015/16		0		0	NaN	0
Total	3,412,171	7	0.21	6	0.18	2

Targets

Lost Time Incidents

Red 	Amber 	Green 
≥0.165	0.15-0.165	≤ 0.15

Rows with no data/rates means the site/projects have not loaded any incident data in HART within the past 12 months.

Region	Total Hours	Lost Time Incidents	Lost Time Rate	RIDDORs	AFR	Service Strikes
South West	1,700,394	4	0.24	1	0.06	4
Area 1 & 2	761,955	3	0.39	0	0.00	0
AD - M&R - One	467,394	0	0.00	0	0.00	0
AD - SBIM - One	217,676	0	0.00	0	0.00	0
Pavements - One & Two	100,635	0	0.00	0	0.00	1
DBFO - A30 / A35 Exeter to Bere Regis	67,715	0	0.00	0	0.00	0
DBFO - A419 / A417 Swindon to Gloucester	62,641	0	0.00	0	0.00	2
TST - TST(N) - One	18,059	1	5.54	1	5.54	1
TST - TST(I) - One	2,978					
AD - Construction - One	1,341					
Total	1,700,394	4	0.24	1	0.06	4

Region	Total Hours	Lost Time Incidents	Lost Time Rate	RIDDORs	AFR	Service Strikes
National	1,182,257	1	0.08	0	0.00	0
National Roads Telecommunications Services	581,734	1	0.17	0	0.00	0
National Highways TFM	314,562	0	0.00	0	0.00	0
Estates and Property Services	97,367	0	0.00	0	0.00	0
NGVR National - Next Generation Vehicle Recovery	73,073	0	0.00	0	0.00	0
National Traffic Information Service	72,337					
National Expert Control Room Tech Support -NECoRTS2	16,248					
HE Noise Insulation Project	14,043					
Redflex Speed Cameras	11,082					
National Expert Control Room Tech Support -NECoRTS (to 30 April 2023)	1,811					
Corrosion Protection of Steelwork (STACP2)		0		0	NaN	0
Total	1,182,257	1	0.08	0	0.00	0

Targets

Lost Time Incidents

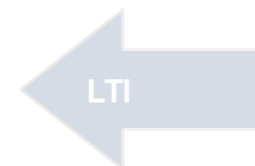
Red	Amber	Green
✘	!	✔
≥ 0.165	0.15-0.165	≤ 0.15

Rows with no data/rates means the site/projects have not loaded any incident data in HART within the past 12 months.

Operations		4 to 7 Day Injury	HART ref: 151402
Project Name:	Area 1 & 2		
Location:	A36 near Steeple Langford		
Date:	20/03/2024	A traffic management vehicle (TMV) was enroute to remove a diversion. The vehicle was following a tractor and decided to overtake on a long straight. As the TMV began to overtake the tractor, the tractor turned, and the two vehicles collided. The passenger of the TMV has sustained whiplash injuries to their neck.	
Kind of event:	Collision with fixed or stationary object or material - In Vehicle		
Supplier incident assigned to:	Chevron		
Employer:	Chevron		




Operations		4 to 7 Day Injury	HART ref: 151355
Project Name:	DBFO - M40 J1-15 Denham to Warwick (area 30)		
Location:	Carriageway A M40 J5		
Date:	19/03/2024	During set up of a lane closure on the M40, visibility deteriorated due to fog so the operatives installing the closure removed the lane closure taper and moved to place of safety to wait in case conditions improved. The Impact Protection Vehicle (IPV) used to protect the traffic management vehicle (TMV) was parked around 75m upstream of the TMV, with both vehicles on the hard shoulder. A vehicle driven by a member of the public passed the IPV, veered onto the hard shoulder and struck the parked TMV at around 60mph. Both TM operatives in the TMV were taken to hospital with neck (whiplash) injuries and were later released but remain off work (2 injuries). The individual driving the vehicle which hit the TMV was also taken to hospital. Both the TMV and the vehicle which struck it were severely damaged.	
Kind of event:	Hit by a moving vehicle		
Supplier incident assigned to:	Egis		
Employer:	Egis		



Operations		RIDDOR Specified Injury	HART ref: 151224
Project Name:	Area 9		
Location:	M61 near Samlesbury		
Date:	14/03/2024	A traffic management operative was climbing off the back of the traffic management vehicle and put their right foot down on an asphalt kerb. This caused them to 'roll' their right ankle and fall over. The operative was taken to hospital by their supervisor where it was confirmed they had fractured their right ankle.	
Kind of event:	Investigation not completed, hence no kind of event		
Supplier incident assigned to:	Investigation not completed, hence no supplier		
Employer:	Colas		



Operations		1 to 3 Day Injury	HART ref: 151195
Project Name:	Area 7		
Location:	A46 near Hickling Pastures		
Date:	14/03/2024	A convoy vehicle had become stuck in a soft verge. A second vehicle arrived to assist the extraction of the stuck vehicle and so the operative from the stuck vehicle got out of their cab and walked towards the second vehicle to speak with the driver. As the operative walked towards the second vehicle, they stepped into a prepared hole in the carriageway that was awaiting repair and twisted their ankle.	
Kind of event:	Investigation not completed, hence no kind of event		
Supplier incident assigned to:	Investigation not completed, hence no supplier		
Employer:	Volker Fitzpatrick		



Operations		RIDDOR - Specified Injury	HART ref: 151122
Project Name:	Area 10		
Location:	Outside works area - adjacent environment M6 / M65 Jct 29		
Date:	11/03/2024	A Chevron traffic management operative was carrying a sign plate to hang it on a sign frame. The operative tripped over some rubbish on the verge (a wheel trim wire) and fell. The operative was still holding the sign with both hands when they fell and landed on their left elbow. They were given first aid on site and due to pain in the elbow they were taken hospital. An X-ray confirmed that the operative has suffered a fracture to their left elbow.	
Kind of event:	Slipped from Same Level		
Supplier incident assigned to:	Tarmac		
Employer:	Chevron		



Operations		1 to 3 Day Injury	HART ref: 150724
Project Name:	Pavements - Four		
Location:	Carriageway A A2 Bluewater		
Date:	29/02/2024	Work was underway to resurface a section of the A2. Traffic management was in place, and the first resurfacing vehicle had entered the closure ready to start work. A car driven by a member of the public entered the site at speed through the cones. It then passed through the traffic management gate narrowly missing the gate control operative and collided with rear of the resurfacing vehicle.	
Kind of event:	Incursion; Intentional - To seek benefit		
Supplier incident assigned to:	Hanson		
Employer:	Hanson		



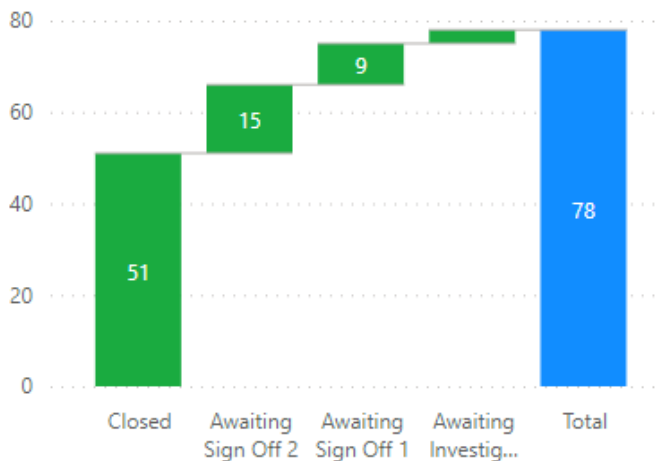
Changes from last month's report:

150724 Pavements Four (above) was a late report

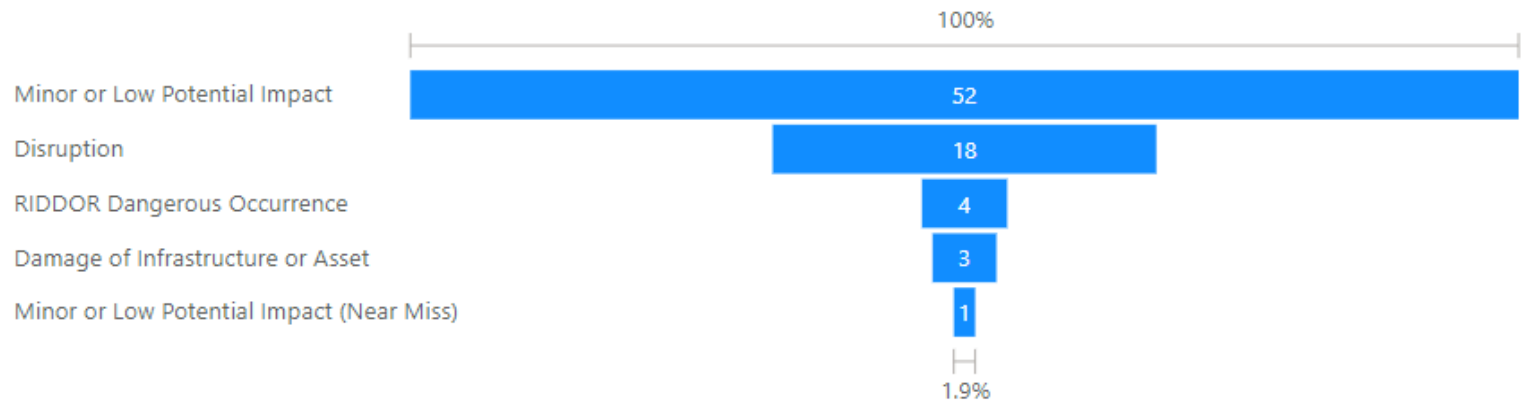
Supply Chain Rolling 12 Months Service Strikes

Directorate	Service Strike
Major Projects	50
Service strike electricity	21
Service strike water	9
Service strike Telecom	8
Service strike other cables or pipelines	6
Service strike CCTV	2
Service strike Drainage	2
Service strike gas	2
Operations	28
Service strike electricity	8
Service strike Telecom	7
Service strike gas	4
Service strike water	4
Service strike other cables or pipelines	3
Service strike CCTV	2
Total	78

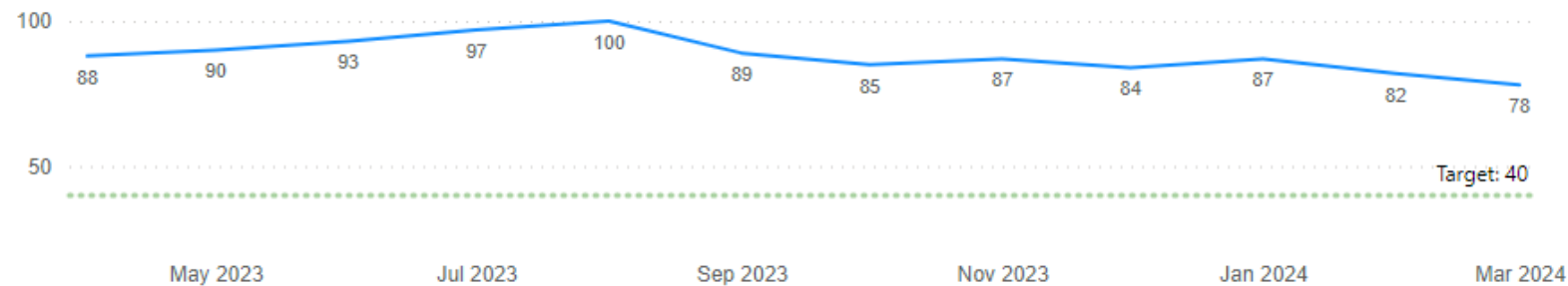
Supply Chain Rolling 12 Month Service Strikes Status



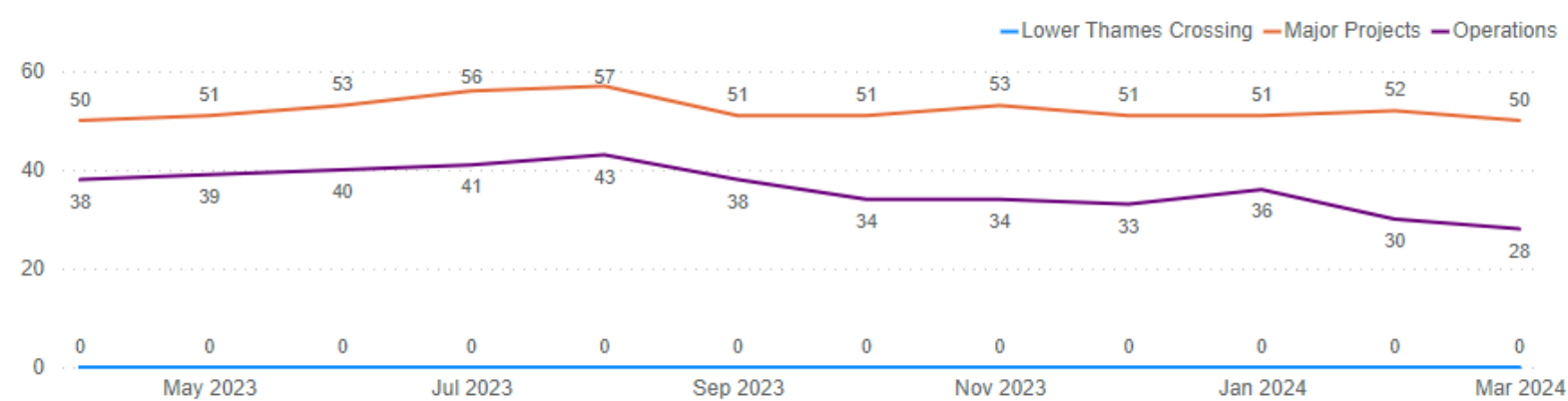
Supply Chain Rolling 12 Months Service Strikes by Event Sub Type



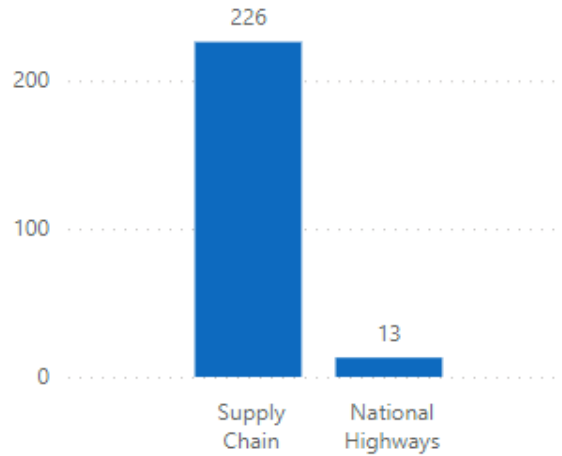
Supply Chain Service Strikes



Supply Chain Service Strikes by Directorate



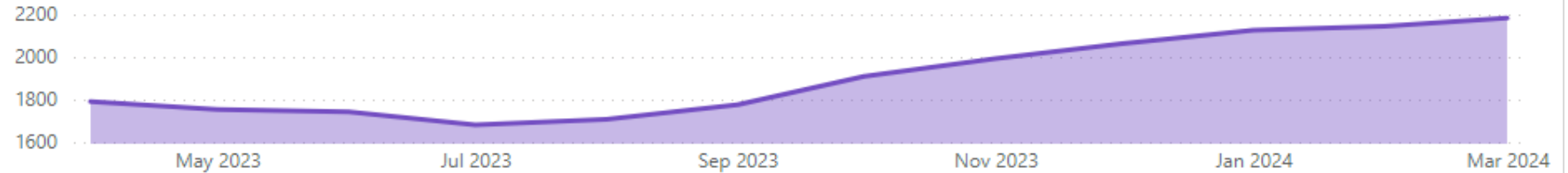
In Month Vehicle Incursion by Division



NH Rolling 12 Months Vehicle Incursions



Supply Chain Rolling 12 Months Vehicle Incursions



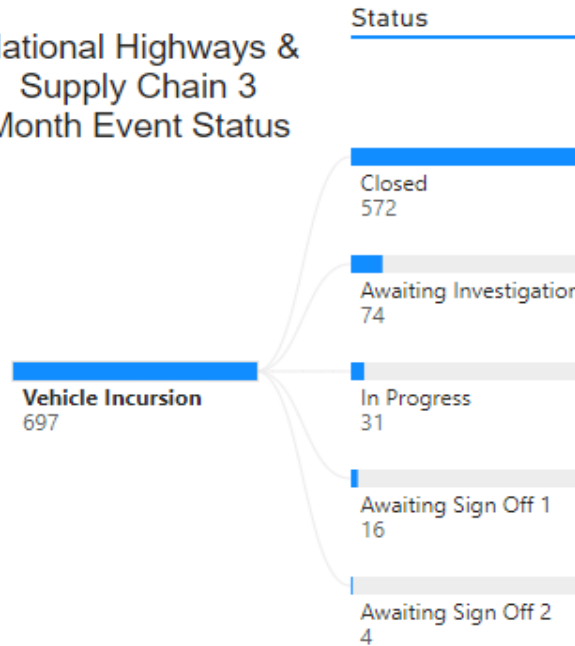
National Highways & Supply Chain Rolling 12 Months Vehicle Incursions

Directorate	January 2024	February 2024	March 2024	Total
Lower Thames Crossing	0	0	0	0
Major Projects	979	976	1018	1018
NH Offices & Depots	12	15	17	17
Operations	1147	1169	1165	1165
Outstations & ROCs	81	83	87	87
Total	2219	2243	2287	2287

National Highways & Supply Chain In Month Vehicle Incursions

Directorate	January 2024	February 2024	March 2024	Total
Lower Thames Crossing		0		0
Major Projects	88	88	123	299
NH Offices & Depots	0	3	3	6
Operations	123	143	103	369
Outstations & ROCs	7	6	10	23
Total	218	240	239	697

National Highways & Supply Chain 3 Month Event Status



National Highways & Supply Chain 12 Months Event Status



Health Safety & Wellbeing Division updates

- **Safety Alerts:** There have been **0** Safety Alerts issued in the month of March.

- **Blue Star Awards:**

- No awards given in March.

- **Passport Awards**

- With a record-breaking 11 Gold and Silver awards, the embedment of Highways Passport has never been clearer!

Congratulations to [AtkinsRéalis](#), [Amey](#), [Multevo](#) and [AC Landscapes & Treeworks UK Ltd.](#) for their Silver award wins.

Also, enormous congratulations to the largest-ever batch of Gold award wins:

Amey - Area 10

Amey - (Specialist Bridges Inspection and Maintenance)

[GVA](#) - SDF Area 13 (Landscaping and Ecology)

GVA - SDF Area 12 (Landscaping and Ecology)

[Skanska](#) - A428 Black Cat to Caxton Gibbet

[SMP Alliance](#) - NEAR - M1 J32-35a

[Concrete Repairs Limited](#) - SDF Area 9 - P78 Oldbury Viaduct

[Teresa Moss](#): "I was delighted to hand out awards for Passport Gold and Silver. Passport is very important to [National Highways](#), and these awards reflect our gratitude to organisations that have gone above and beyond to help establish Passport – to the benefit of the entire highways supply chain.

AtkinsRéalis, Amey, Multevo and AC Landscapes are all deserving of the Silver award.

Amey's two contracts, GVA's two contracts, Skanska's A428 project, SMP Alliance's NEAR M1 project, and Concrete Repairs SDF Area 9 project are all exemplary in their Passport usage. All parties involved should be very proud of their Gold awards."

- **Case Studies:**

-

- **Supply Chain Safety Leadership Group**

- Working groups making good progress.