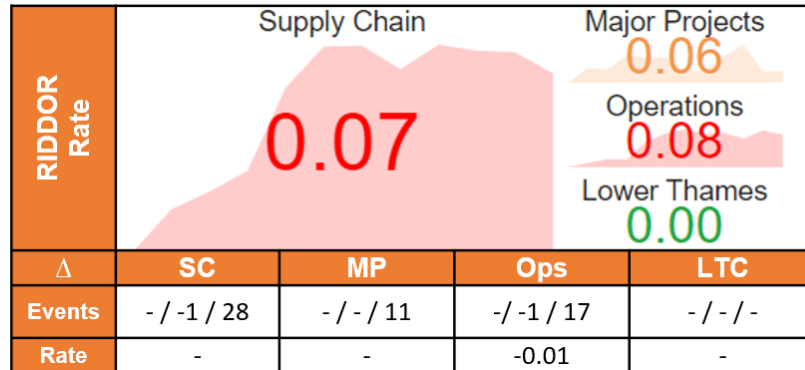


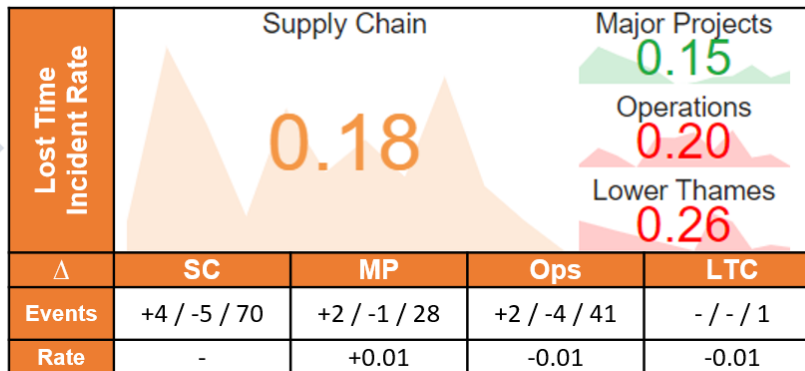
January 2022 Summary Health Safety & Wellbeing Performance Report

Board Sponsor: Alan Cumming
Executive Sponsor: Mike Wilson
Author: Mark Byard

Executive Summary



The 3 Numbers; In Month Incidents / Out of Scope Incidents / Total 12 Month Incidents



The 3 Numbers; In Month Incidents / Out of Scope Incidents / Total 12 Month Incidents



All data included within this report is up to date as of **3 February 2022**. This performance report is provided to assist the Board and Executive to fulfil their leadership and management responsibilities in respect of health and safety. All incidents within the report have been reviewed by the Health, Safety & Wellbeing Division

Hours worked

Lower Thames Crossing

390,919	5.39%	71,647	5.70%
12 Month Total	12 Month Change	Current Month	1 Month Change

Major Projects

18,629,943	-0.08%	1,437,897	-0.08%
12 Month Total	12 Month Change	Current Month	1 Month Change

Operations

20,656,306	0.05%	1,525,295	0.05%
12 Month Total	12 Month Change	Current Month	1 Month Change

RIDDOR & Lost Time Incident frequency rates

RIDDORs

Directorate	In Month	Rate	3 Months	Rate	12 Months	Rate
Lower Thames Crossing	0	0.00			0	0.00
Major Projects	0	0.00	1	0.02	11	0.06
Operations	0	0.00	3	0.06	17	0.08
Supply Chain	0	0.00	4	0.04	28	0.07

Lost Time Incidents

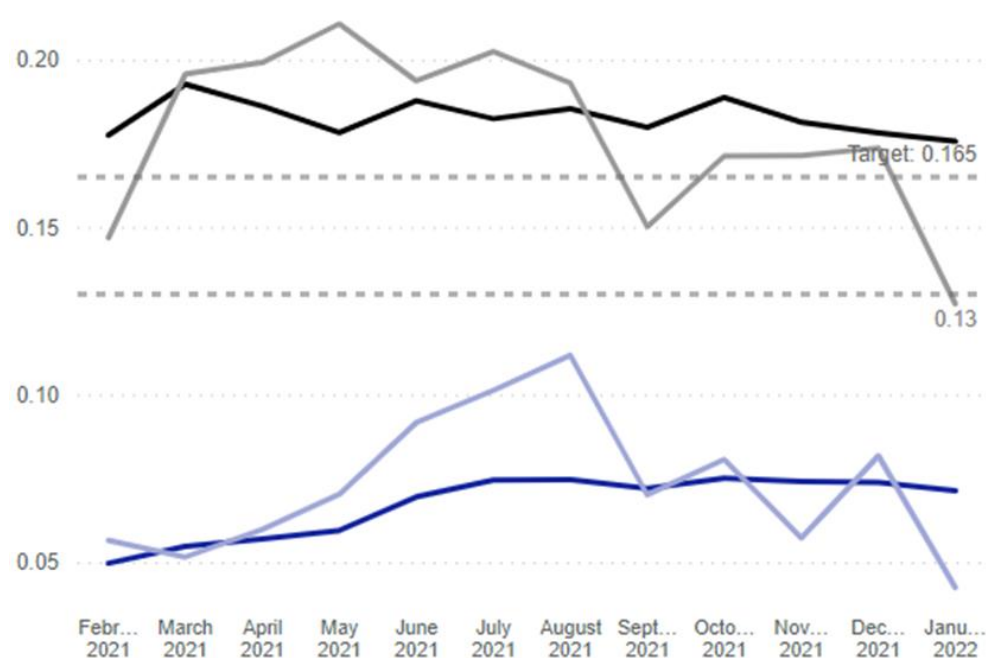
Directorate	In Month	Rate	3 Months	Rate	12 Months	Rate
Lower Thames Crossing					1	0.26
Major Projects	2	0.14	5	0.11	28	0.15
Operations	2	0.13	7	0.14	41	0.20
Supply Chain	4	0.13	12	0.13	70	0.18

Red	Amber	Green
> 0.19	0.166-0.18	< 0.165

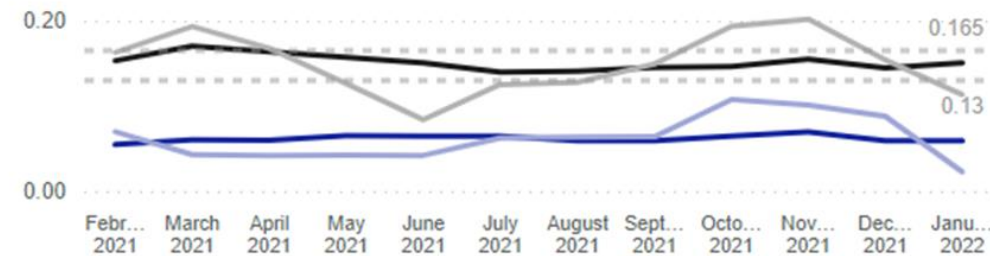
RAG ranges are in-line with 21/22 vesting ranges

Supply Chain

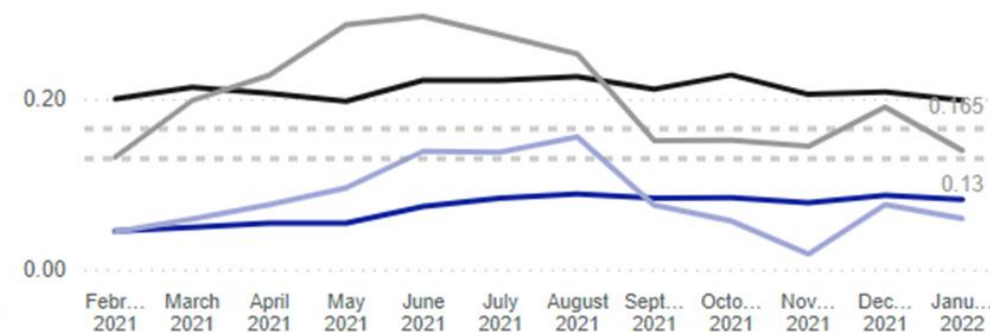
12m RIDDOR 3m RIDDOR 12m LTI 3m LTI



Major Projects



Operations



Performance by Supplier

Supplier Name	Total Hours	Lost Time Incidents	Lost Time AFR	RIDDORs	RIDDOR AFR	Utility Strikes	Utility Strike FR
Costain	5,860,509	9	0.15	3	0.05	17	0.29
Balfour Beatty	5,460,042	9	0.16	4	0.07	12	0.22
Kier	5,355,494	4	0.07	3	0.06	11	0.21
Connect Plus	2,328,694	5	0.21	3	0.13	2	0.09
Amey	1,985,634	5	0.25	1	0.05	4	0.20
BAM Nuttall	1,919,065	2	0.10	0	0.00	5	0.26
Aone+	1,402,637	2	0.14	0	0.00	1	0.07
Ringway Ltd	1,300,830	5	0.38	2	0.15	9	0.69
Chevron	1,147,944	4	0.35	1	0.09	1	0.09
Galliford Try	854,421	2	0.23	1	0.12	7	0.82
Telent	788,067	1	0.13	0	0.00	0	0.00
Carnell Support Services Ltd	743,493	2	0.27	1	0.13	2	0.27
Skanska	710,253	1	0.14	0	0.00	1	0.14
HW Martin Ltd	591,751	2	0.34	1	0.17	5	0.84
Graham Construction	482,015	0	0.00	0	0.00	3	0.62
Sir Robert McAlpine	431,838	1	0.23	0	0.00	1	0.23
Volker Fitzpatrick	419,755	0	0.00	0	0.00	5	1.19
John Sisk	381,874	0	0.00	0	0.00	2	0.52
Colas	319,631	2	0.63	1	0.31	1	0.31
Egis	318,372	2	0.63	1	0.31	0	0.00
Forest Support Services	300,828	1	0.33	0	0.00	0	0.00
Autolink Concessionaires (A19) Ltd	258,394	1	0.39	0	0.00	0	0.00
CHC Highways	231,714	2	0.86	1	0.43	1	0.43
M J Church	210,976	0	0.00	0	0.00	3	1.42
Osborne	205,124	1	0.49	0	0.00	4	1.95
Aggregate Industries	180,137	0	0.00	0	0.00	1	0.56
Taylor Woodrow	145,185	1	0.69	0	0.00	1	0.69
Road Management Services	121,695	1	0.82	1	0.82	0	0.00
Interserve	115,801	0	0.00	0	0.00	1	0.86
AE Yates	91,620	0	0.00	0	0.00	2	2.18
Eurovia UK	88,574	0	0.00	0	0.00	1	1.13
ATM (Ainsty Timber Marketing Ltd)	75,522	1	1.32	1	1.32	0	0.00
J McCann	72,986	0	0.00	0	0.00	4	5.48
Volker Laser Ltd	58,111	1	1.72	1	1.72	0	0.00
Arcadis	52,139	1	1.92	1	1.92	0	0.00
Dyer and Butler	41,375	0	0.00	0	0.00	1	2.42
R W Civil Engineering	36,798	1	2.72	1	2.72	1	2.72
Farrans	34,154	0	0.00	0	0.00	2	5.86
Mway Comms	23,645	0	0.00	0	0.00	1	4.23
VSL	22,746	1	4.40	0	0.00	0	0.00
Huyton Asphalt	15,281	0	0.00	0	0.00	1	6.54
Total	39,677,168	70	0.18	28	0.07	113	0.28

Targets

Lost Time Incident rate

Red	Amber	Green
> 0.19	0.166-0.18	< 0.165

Utility Strikes

Red	Amber	Green
> 0.48	0.19-0.47	< 0.18

Performance by Supplier across Major Projects

Directorate	Major Projects						
Function	Hours	Lost Time Incidents	Lost Time AFR	RIDDORs	RIDDOR AFR	Utility Strikes	Utility Strike FR
CIP	1,032,832	0	0.00	0	0.00	1	0.10
RIP	8,470,907	18	0.21	5	0.06	36	0.42
SMP	9,126,204	10	0.11	6	0.07	24	0.26
Total	18,629,943	28	0.15	11	0.06	61	0.33

Targets

Lost Time Incident rate

Red	Amber	Green
> 0.19	0.166-0.18	< 0.165

Utility Strikes

Red	Amber	Green
> 0.48	0.19-0.47	< 0.18

Directorate	Major Projects						
Function	Hours	Lost Time Incidents	Lost Time AFR	RIDDORs	RIDDOR AFR	Utility Strikes	Utility Strike FR
CIP	1,032,832	0	0.00	0	0.00	1	0.10
RIP	8,470,907	18	0.21	5	0.06	36	0.42
RIP North	5,030,023	10	0.20	3	0.06	20	0.40
Midlands	1,393,245	2	0.14	0	0.00	8	0.57
North West	1,387,835	3	0.22	1	0.07	3	0.22
Yorkshire and North East	2,248,943	5	0.22	2	0.09	9	0.40
RIP South	3,440,884	8	0.23	2	0.06	16	0.46
East	790,213	2	0.25	0	0.00	2	0.25
South East	1,502,142	2	0.13	1	0.07	9	0.60
South West	1,148,529	4	0.35	1	0.09	5	0.44
SMP	9,126,204	10	0.11	6	0.07	24	0.26
Total	18,629,943	28	0.15	11	0.06	61	0.33

Performance by Supplier across Operations

Directorate	Operations						
Regions	Total Hours	Lost Time Incidents	Lost Time AFR	RIDDORs	RIDDOR AFR	Utility Strikes	Utility Strike FR
South East	4,132,901	6	0.15	3	0.07	9	0.22
Midlands	3,950,466	9	0.23	3	0.08	7	0.18
East	3,589,474	6	0.17	4	0.11	6	0.17
Yorkshire and North East	2,918,705	7	0.24	1	0.03	4	0.14
North West	2,660,464	5	0.19	3	0.11	11	0.41
South West	2,210,154	8	0.36	3	0.14	14	0.63
National	1,194,142	0	0.00	0	0.00	0	0.00
Total	20,656,306	41	0.20	17	0.08	51	0.25

Targets

Lost Time Incident rate

Red	Amber	Green
> 0.19	0.166-0.18	< 0.165

Utility Strikes

Red	Amber	Green
> 0.48	0.19-0.47	< 0.18

Directorate	Operations						
Regions	Total Hours	Lost Time Incidents	Lost Time AFR	RIDDORs	RIDDOR AFR	Utility Strikes	Utility Strike FR
South East	4,132,901	6	0.15	3	0.07	9	0.22
DBFO - M25 (Area 5)	2,328,694	5	0.21	3	0.13	2	0.09
Area 3	860,930	0	0.00	0	0.00	7	0.81
Area 4	750,286	0	0.00	0	0.00	0	0.00
M20 Quick Moveable Barrier Project	168,810	0	0.00	0	0.00	0	0.00
RTMC: M25 Regional Technology Contract	24,181	1	4.14	0	0.00	0	0.00
Midlands	3,950,466	9	0.23	3	0.08	7	0.18
Area 9	2,460,688	1	0.04	0	0.00	3	0.12
Area 7	1,415,716	7	0.49	2	0.14	4	0.28
DBFO - A50 / A564 Stoke to Derby	54,068	0	0.00	0	0.00	0	0.00
Oldbury	13,174	1	7.59	1	7.59	0	0.00
A38 Derby Junctions	6,820						
East	3,589,474	6	0.17	4	0.11	6	0.17
Area 6 & 8	3,216,683	2	0.06	1	0.03	6	0.19
DBFO - M40 J1-15 Denham to Warwick (area 30)	318,372	2	0.63	1	0.31	0	0.00
DBFO - A1(M) Alconbury to Peterborough	45,989	2	4.35	2	4.35	0	0.00
RTMC: East Regional Technology Contract	8,430	0	0.00	0	0.00	0	0.00

Performance by Supplier across Operations (continued)

Directorate Regions	Operations						
	Total Hours	Lost Time Incidents	Lost Time AFR	RIDDORs	RIDDOR AFR	Utility Strikes	Utility Strike FR
Yorkshire and North East	2,918,705	7	0.24	1	0.03	4	0.14
Area 12	1,616,837	3	0.19	0	0.00	1	0.06
Area 14	739,912	2	0.27	1	0.14	3	0.41
DBFO - A168 / A19 Dishforth to Tyne Tunnel	380,921	2	0.53	0	0.00	0	0.00
DBFO - A1 Darrington to Dishforth	82,039	0	0.00	0	0.00	0	0.00
DBFO - M1 - A1 Link Road	50,330	0	0.00	0	0.00	0	0.00
DBFO - A69 Carlisle to Newcastle	29,320	0	0.00	0	0.00	0	0.00
North East Tech Mac Contract	19,166						
Newport (Hull) Maintenance Compound Construction	180						
North West	2,660,464	5	0.19	3	0.11	11	0.41
Area 10	1,687,589	2	0.12	1	0.06	5	0.30
Area 13	972,875	3	0.31	2	0.21	6	0.62
South West	2,210,154	8	0.36	3	0.14	14	0.63
Area 1 & 2	1,934,089	8	0.41	3	0.16	14	0.72
Severn Bridge	116,716	0	0.00	0	0.00	0	0.00
DBFO - A419 / A417 Swindon to Gloucester	76,019	0	0.00	0	0.00	0	0.00
DBFO - A30 / A35 Exeter to Bere Regis	54,452	0	0.00	0	0.00	0	0.00
RTMC: South West Regional Technology Contract	28,878	0	0.00	0	0.00	0	0.00
National	1,194,142	0	0.00	0	0.00	0	0.00
NRTS - National Roads Telecommunications Services	736,252	0	0.00	0	0.00	0	0.00
Highways England TFM	303,480						
Redflex Speed Cameras	66,101						
NGVR National - Next Generation Vehicle Recovery	66,039						
National Expert Control Room Tech Support -NECoRTS	22,270						

Targets

Lost Time Incident rate

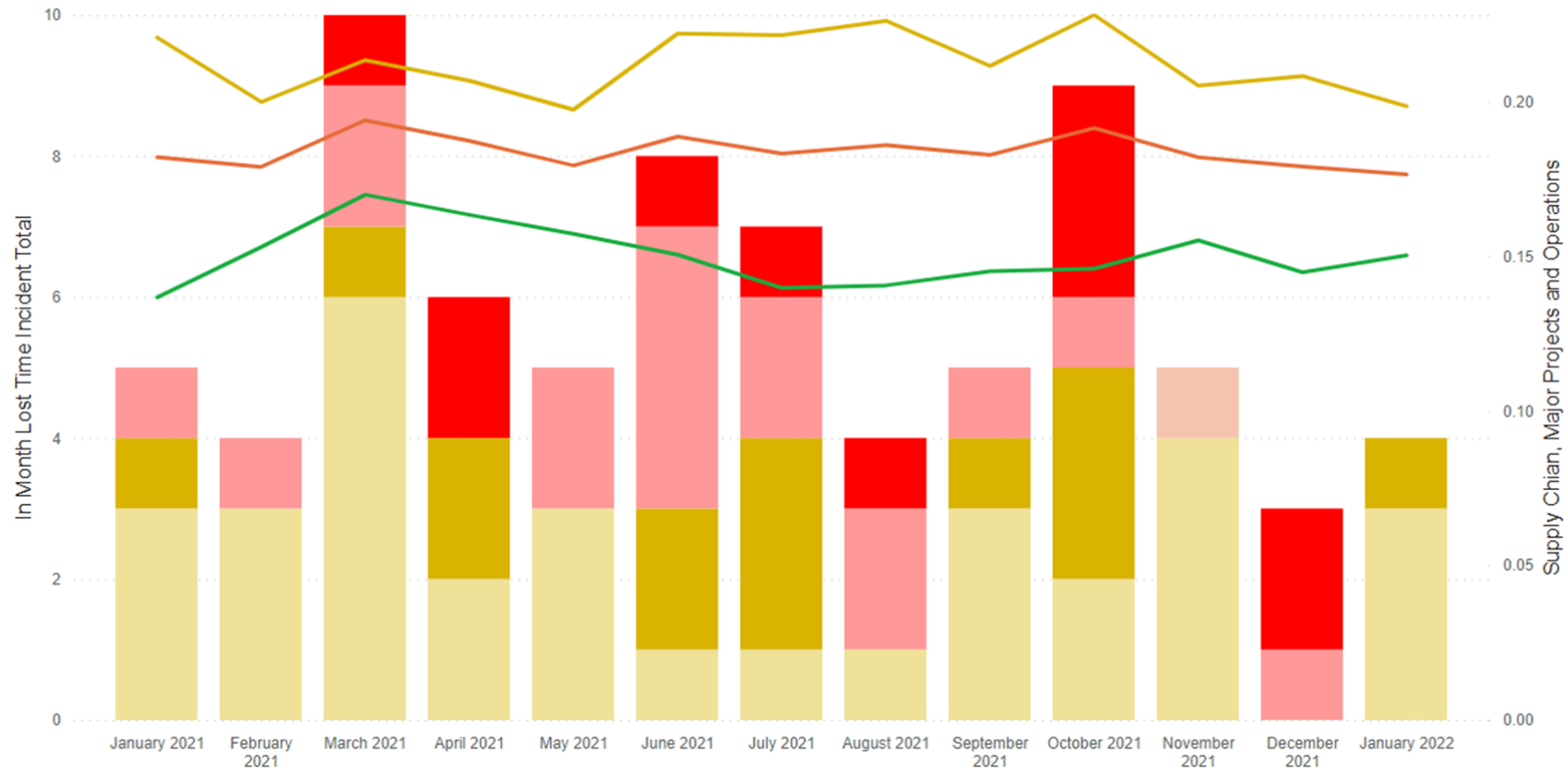
Red	Amber	Green
> 0.19	0.166-0.18	< 0.165

Utility Strikes

Red	Amber	Green
> 0.48	0.19-0.47	< 0.18

Lost Time Incidents recorded by Supplier

Supply Chain Lost Time Incident Rate and Event Type



1 to 3 Day Injury
4 to 7 Day Injury
Non-RIDDOR - Specified Injury

Non-RIDDOR > 7 Day Injury
RIDDOR - Specified Injury
RIDDOR > 7 Day Injury

Supply Chian
Major Projects
Operations

Utility Strikes recorded by Supplier

Directorate	Infrastructure Asset	Near Miss	Undesired Circumstance	Total
Lower Thames Crossing	1		0	1
Major Projects	61	2	5	68
Operations	51	6	2	59
Supply Chain	113	8	7	128

Directorate	12m Rate	Other Cables/Pipelines	Electricity	Water	Gas	CCTV	Total
Lower Thames Crossing	0.26	0	0	1	0	0	1
Major Projects	0.33	24	24	8	0	5	61
Operations	0.25	18	25	5	2	1	51
Supply Chain	0.28	42	49	14	2	6	113

In Month Strikes ● Other Cables/Pipe... ● Electricity ● Water ● Gas ● CCTV



Utility Strikes Reported per Month and Frequency Rates



● Lower Thames Crossing ● Major Projects ● Operations




Summary of Significant Supply Chain Incidents reported

This incident occurred in October however was only reported in January as a RIDDOR reportable incident

Major Projects - RIDDOR Over 7 days		HART ref: 76055
Major Projects, Regional Investment Programme Yorkshire & North East, A19 Norton To Wynyard	While undertaking a task to remove a sign from the carpark adjacent to the Site Office, the sign face slid down the pole, striking the operatives hand and causing the injury (laceration and fractured thumb).	
26/10/2021 (reported 14/1/22)		
Hit by a moving or falling object		
Contractor: Balfour Beatty		
Employer: Balfour Beatty		

Operations - 4-7 day Lost Time Incident		HART ref: 63529
Operations, DBFO - A168 / A19 Dishforth to Tyne Tunnel, Yorkshire & North East region	An operative was tidying up storm damaged trees when they stumbled into a thorn bush, putting their hand out to catch themselves from falling. In doing so, a thorn went through their protective gloves and into their hand. The operative attended hospital to have the thorn removed.	
10/01/2022		
Slips, trips and falls		
Contractor: Sir Robert McAlpine		
Employer: Sir Robert McAlpine		

Major Projects - 1-3 day Lost Time Incident		HART ref: 63566
Major Projects - Regional Investment Programme (South) A47 Guyhirn. A30 off network.	An operative's hand slipped while attempting to hook the mobile tower lights to the back of the dumper. He fell slightly forward onto the jockey wheel handle, sustaining a knock to the right upper side of his torso/ribs. The operative was able to complete his shift. However, the 2nd night he attended A&E, had x-rays, and advised to take 2 days off work.	
17/01/2022		
Slips, trips and falls		
Contractor: Galliford Try		
Employer: CR Civils		



Summary of Significant Supply Chain Incidents reported

Operations - 1-3 day Lost Time Incident		HART ref: 124280
Operations, Area 1&2, South West region. Edithmead, Car Park	An operative twisted his ankle when he stepped out of his vehicle and into a hole in the metallised surface near the Adblue pump in Edithmead.	
26/01/2022		
Slips, trips and falls		
Contractor: Ringway Ltd		
Employer: Ringway Ltd		

Major Projects - 1-3 day Lost Time Incident.		HART ref: 124438
Major Projects, Smart Motorway Project, M56 J6 - J8.	Site cleaner turned/sprained their ankle on a small change in level whilst walking from a welfare unit to their vehicle. An X-ray showed there were no fractures. The operative has reported the swelling increased over the weekend.	
29/01/2022		
Slips, trips and falls	The operative did not return to work on next due date.	
Contractor: Galliford Try		
Employer: Galliford Try		



Impact Protection Vehicle (IPV) Strikes



Directorate	November 2021	December 2021	January 2022	Total
TO/ROC	0	0	1	1
High Potential (Near Miss)	0	0	1	1
Operations	3	0	0	3
High Potential (Near Miss)	2	0	0	2
Observation (Undesired Circumstance)	1	0	0	1
Major Projects	1	0	0	1
High Potential (Near Miss)	1	0	0	1
Total	4	0	1	5

Directorate	Site/Project	Date	Event Subtype	Description of the Event
TO/ROC	Outstation - Felley	18 January	High Potential (Near Miss)	Whist in Traffic Officer Vehicle (TOV) protecting an AA patrol in live lane, an unknown vehicle drove into the rear of my TOV at speed and failed to stop

Infrastructure Incidents including Bridge Strikes

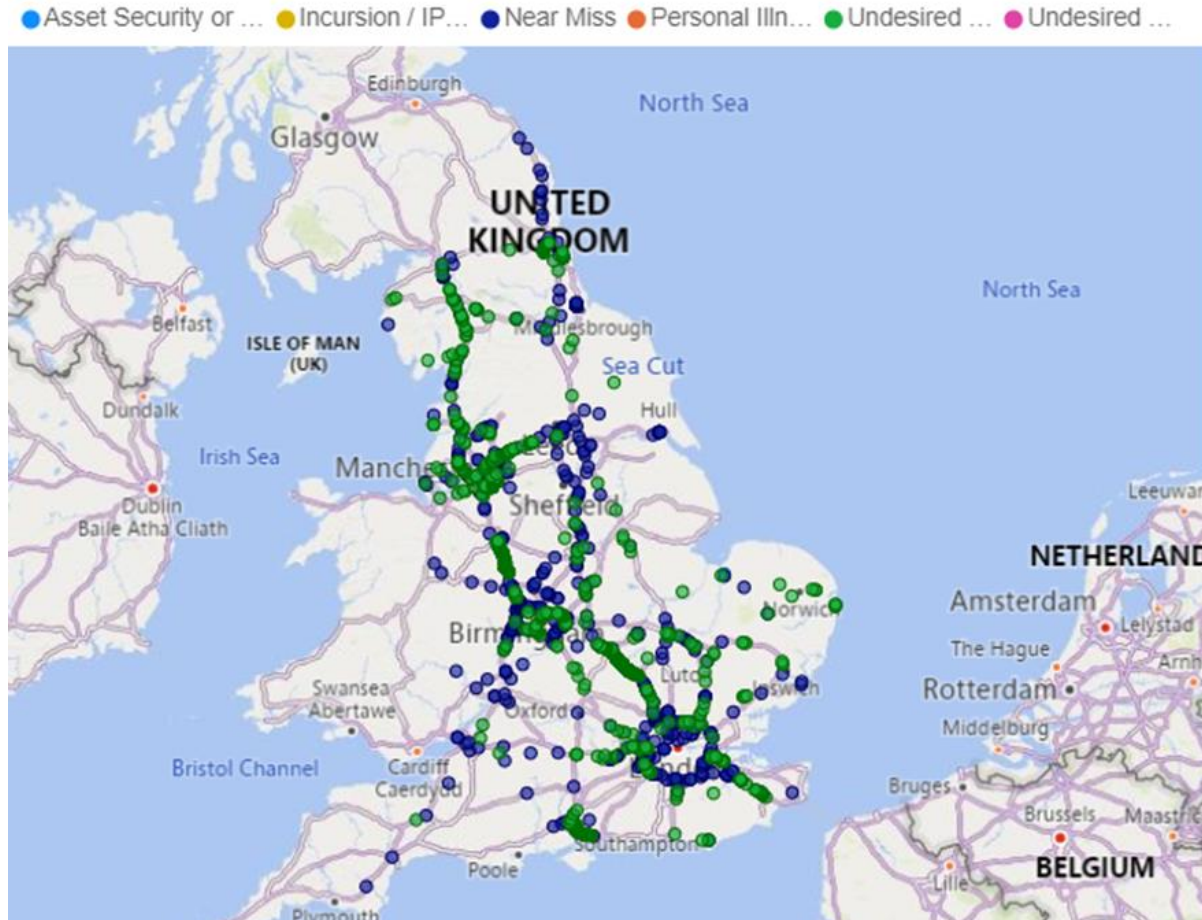
● Infrastructure Asset



Directorate	November 2021	December 2021	January 2022
Total	0	0	0

Map displays the previous 12 months events

Vehicle incursions into roadworks



Directorate	November 2021	December 2021	January 2022
Major Projects	177	104	109
Incursion / IPV Strike	0	0	15
Undesired Circumstance / Near Miss	177	104	94
NH Office	4	1	1
Undesired Circumstance / Near Miss	4	1	1
Operations	52	40	25
Incursion / IPV Strike	0	0	15
Undesired Circumstance / Near Miss	52	40	10
TO/ROC	26	24	19
Incursion / IPV Strike	0	0	1
Personal Illness or Injury	0	1	0
Undesired Circumstance / Near Miss	26	23	18
Total	259	169	154


Partnership Working with DVSA and Met Police - On Wednesday 12th January 2022, for the first time, we joined DVSA and the Met Police Commercial Vehicle team at Purfleet just off the M25 near the Dartford Crossing. This relates to several priorities identified in the SE region RUSP Delivery plan, including the need to focus on commercial vehicles, and the desire to improve ties with partner organisations. **Case study:** One particularly interesting encounter was with a scaffolder, who had been stopped fairly recently and fined for not being able to show what work he had undertaken when not working on tachograph. He immediately took it up with the company owner, and they instigated use of a diary for each member of staff to record start and finish times, types of work, length of breaks, whether driving or yard duties etc to evidence that they weren't working on tacho. They also signed up to a vehicle checks app that requires the driver to scan QR codes at various check locations around the vehicle, which has vastly improved the level of engagement in the process amongst the drivers. All this change to their approach to compliance stemmed from that one encounter with traffic police, which is a great outcome. We anticipate working with the wider Met CV team to improve compliance and spread our safety campaigns and key messages going forward, encouraging them to focus on the sections of the SRN on which they operate. A short report and some images can be found [here](#)



Driving for Better Business

Topic: Safe Loading

organisations becoming partners and those who can play a key influencing role. Some key engagements in January included the Scaffolding Association, Port of Liverpool and Rail Industry Contractors Association. To date organisations engaged with DfBB collectively manage 2,227,930 drivers, 1,023,746 company cars and grey fleet, 1,020,454 vans and 216,043 trucks. DfBB launches a new safety campaign each month under the banners of Safety, Efficiency, and Sustainability, in January the topic was **Safe Loading Campaign** next month it will be Advance Driver Assistance Systems. We are providing a toolkit to all our partners who will cascade down to the supply chain and customers, it is also available on the DfBB website, in the newsletter and promoted on social media. Benefits reported to DfBB include; experienced fewer incidents, less downtime and a fleet insurance decrease. Some of our partners have worked with us to help with the safe load campaign include: Nina Day, Health and Safety Executive & Mark Cowan, British Aggregates Association who recorded a [podcast](#). [Articles](#) included Nina Day, HSE: "Are you clear on your responsibilities?" Next month we will provide a toolkit on.



Red X campaign supports the ongoing work to improve Red X compliance as part of stocktake action 14 which includes the upgrading of the cameras to enable Red X enforcement. We are currently live with our Red X campaign on radio, out of home channels (posters), digital audio (Spotify) and social media until the 30 January. The campaign reminds people not to drive in lanes closed by Red X signals, the reasons why Red X signals are set and how to drive safely when you see one. The campaign is also a timely reminder that driving in a lane closed by a red X sign is illegal, in advance of auto-detection technology being in place across the motorway network by September 2022. The campaign page is [here](#). Between the launch of the campaign on the 29th November 2021 and the 16 January 2022, there have been 4644 visits, with almost 75% of visits coming through Google (the call to action was 'Search National Highways Red X') Post campaign evaluation will be available by the end of February/beginning of March.

- Anticipated media reach for the first wave (29 November 2021 – 2 January 2022) is as follows:
- Digital audio (Spotify): 3.72 million impressions
- Radio: Reaching 44.59% of the audience with a frequency of 4.1 (we expect the audience reached to have heard the advert 4.1 times)
- Social media: Adverts served up to 13.02 million people delivering 39.06 million impressions.



Health Safety & Wellbeing team

- **Safety Alerts:** There has been 1 Safety Alert issued in the month of January:
NHa282 - National Highways For Information Safety Alert - [Serious Incident - Mobile Elevated Work Platform](#)