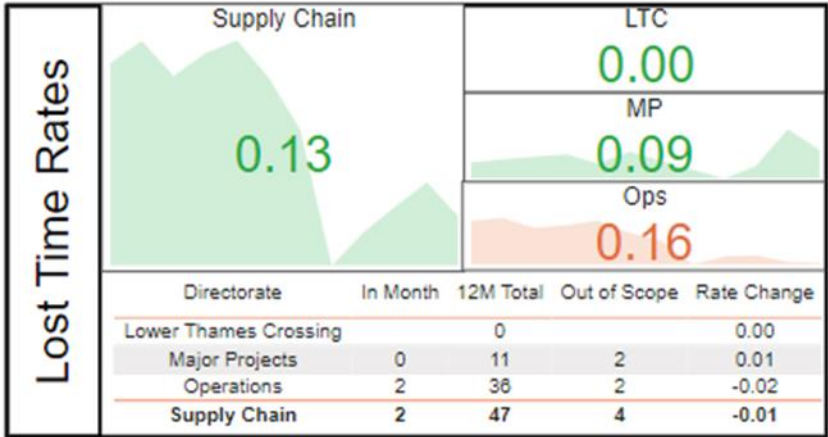
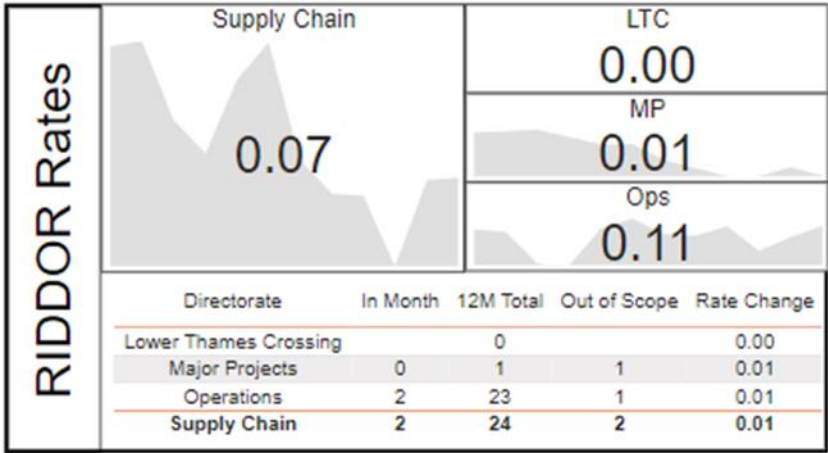


January 2024 Summary Health Safety & Wellbeing Performance Report

Board Sponsor: Lawrence Gosden
Executive Sponsor: Mike Wilson
Authors: Melanie Clarke and Sheena Hague



All data included within this report is up to date as of **2 February 2024**. This performance report is provided to assist the Board and Executive to fulfil their leadership and management responsibilities in respect of health and safety. All incidents within the report have been reviewed by the Health, Safety & Wellbeing Division.

Please note: Incidents move out of scope once the duration of 12 months has passed. For example, if an incident occurs in February, it will remain within the frequency rate until January. The following month it will move out of scope for rate calculations.

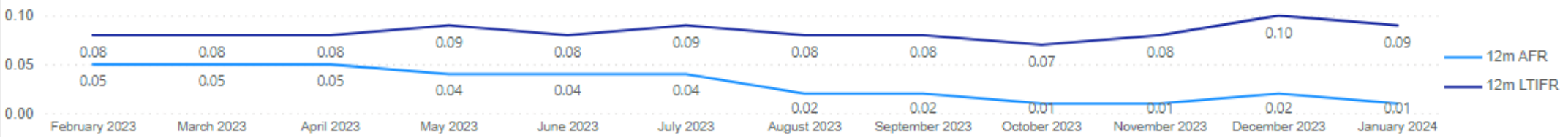
Supply Chain RIDDORs						
Directorate	In Month	Rate	3 Month	Rate	12 Month	AFR
Operations	2	0.11	3	0.06	23	0.11
Major Projects	0	0.00	1	0.04	1	0.01
Lower Thames Crossing					0	0.00
Supply Chain	2	0.07	4	0.05	24	0.07

Supply Chain Lost Time Incidents						
Directorate	In Month	Rate	3 Month	Rate	12 Month	
Major Projects	0	0.00	4	0.15	11	0.09 ✓
Operations	2	0.11	7	0.14	36	0.16 !
Lower Thames Crossing					0	0.00 ✓
Supply Chain	2	0.07	11	0.14	47	0.13 ✓

Supply Chain Lost Time Incidents & RIDDORs Rate



Major Projects Lost Time Incidents & RIDDORs Rate



Operations Lost Time Incidents & RIDDORs Rate



Lower Thames Crossing Lost Time Incidents & RIDDORs Rate



Changes from last month's report:

147399 BFO A168 / A19 Dishforth to Tyne Tunnel LTI has been added back into the metrics after being removed incorrectly by the supplier in December 2023
 148348 AD-MR- Fourteen November 2023 has been downgraded to a non LTI due to the injury not being confirmed as work related

Red	Amber	Green
✘	!	✓
≥ 0.165	0.15-0.165	≤ 0.15

Leading Indicator: Strategic Direction adopted & evidenced throughout the Supply Chain and National Highways

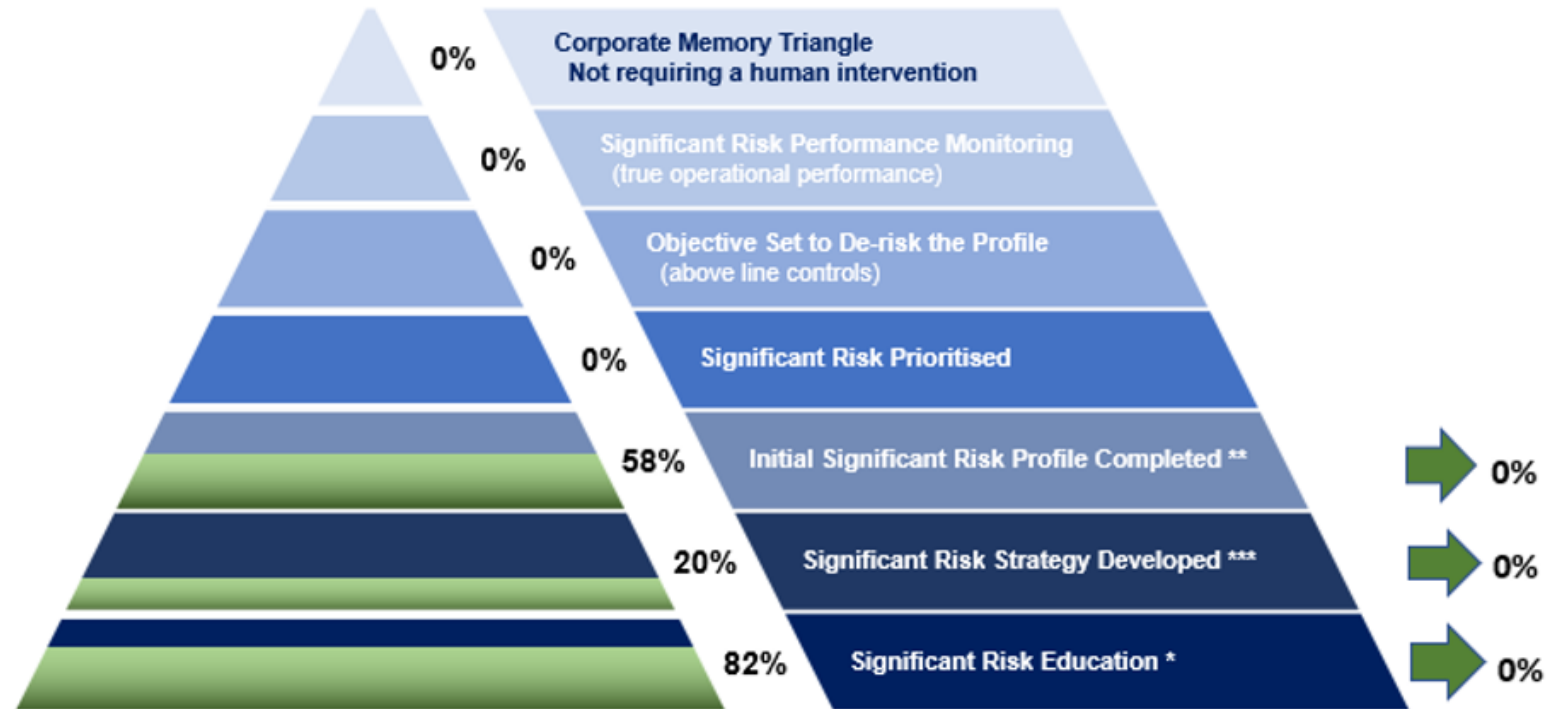


The Supply Chain Safety Leadership Group with our full support, are implementing a Significant Risk approach. This aims to eliminate the significant risks that cause life-changing harm to those working on the strategic road network. Significant risk profiling carried out across the supply chain has identified significant risks of which the top 9 will be focused upon first. This Leading Indicator is the fundamental building block and must be delivered and embedded to ensure success as we move forward with the 9 Significant Risks.

In-month commentary:

Engagement with the supply chain continues, in order to increase completion and returns of significant risk profiles and strategies.

The performance group are now focusing on the top half of the triangle and assisting the significant risk groups in the building their Leading Indicator Triangles.



* Significant Risk Education CEO/MD Engagement (86 out of 104 suppliers engaged)

** Initial Significant Risk Profile Completed (61 out of 104 suppliers)

*** Significant Risk Strategy Developed (21 out of 104 suppliers)

Supplier Performance

Supplier	Total Hours	Lost Time Incidents	Lost Time Rate	RIDDORs	AFR	Service Strikes
Costain	3,397,895	6	0.18	0	0.00	9
Kier	3,236,899	4	0.12	2	0.06	2
Balfour Beatty	3,139,193	1	0.03	1	0.03	17
Amey	2,960,516	4	0.14	3	0.10	4
Connect Plus	2,690,012	1	0.04	1	0.04	1
Colas	1,366,578	2	0.15	2	0.15	1
Skanska	1,311,703	0	0.00	0	0.00	3
Ringway Ltd	1,244,044	1	0.08	1	0.08	0
Morgan Sindall	1,177,192	2	0.17	1	0.08	1
Chevron	974,430	1	0.10	0	0.00	0
Tarmac	831,036	1	0.12	1	0.12	1
Galliford Try	817,352	1	0.12	0	0.00	4
Telent	670,472	1	0.15	0	0.00	1
Graham Construction	603,416	0	0.00	0	0.00	5
Keltbray (formerly NMCN)	524,496	0	0.00	0	0.00	7
John Sisk	519,172	0	0.00	0	0.00	2
Autolink Concessionaires (A19) Ltd	470,919	3	0.64	1	0.21	0
CHC Highways	440,964	1	0.23	2	0.45	0
Egis	380,894	5	1.31	3	0.79	0
Atkins	353,324	1	0.28	0	0.00	0
Volker Laser Ltd	263,584	1	0.38	1	0.38	0
Concrete Repairs Ltd	241,378	2	0.83	1	0.41	0
Premier Traffic Management	223,580	1	0.45	0	0.00	0
Eurovia UK	203,529	1	0.49	1	0.49	1
Winvic	200,724	0	0.00	0	0.00	1
AE Yates	196,417	0	0.00	0	0.00	1
Aggregate Industries	179,813	0	0.00	0	0.00	1
RSK Environment Ltd	149,602	1	0.67	0	0.00	2
J McCann	140,232	0	0.00	0	0.00	4
Road Management Services	134,161	0	0.00	0	0.00	3

Targets

Lost Time Incidents

Red	Amber	Green
✘	!	✔
≥0.165	0.15-0.165	≤ 0.15

- **Changes from last month's report:**
147399 BFO A168 / A19 Dishforth to Tyne Tunnel LTI has been added back into the metrics after being removed incorrectly by the supplier in December 2023
- 148348 AD-MR- Fourteen November 2023 has been downgraded to a non LTI due to the injury not being confirmed as work related

(Continues on next page)

Suppliers will only be shown in this table *if* LTIs, RIDDORs or Service Strikes have been assigned to them

Supplier	Total Hours	Lost Time Incidents	Lost Time Rate	RIDDORs	AFR	Service Strikes
Joe Roocroft & Sons Ltd	127,038	0	0.00	0	0.00	1
Sir Robert McAlpine	96,630	0	0.00	0	0.00	2
M J Church	91,234	0	0.00	0	0.00	3
AMCO Giffen	86,143	0	0.00	0	0.00	1
FM Conway	76,096	0	0.00	0	0.00	1
Crown Highways	74,695	0	0.00	0	0.00	1
Tilbury Douglas	60,015	1	1.67	0	0.00	0
*	57,689	1	1.73	1	1.73	1
Wilson and Scott	24,795	1	4.03	0	0.00	0
Littlewood Fencing	20,813	1	4.80	0	0.00	0
XEIAD	15,904	1	6.29	1	6.29	1
HW Martin Safety Fencing Ltd	13,555	0	0.00	0	0.00	1
Universal Sealants	6,608	1	15.13	1	15.13	0
Tripod Crest Ltd	2,701	0	0.00	0	0.00	1
UK Highways M40		0		0	NaN	1
Total	29,797,443	47	0.16	24	0.08	85

Targets

Lost Time Incidents

Red	Amber	Green
✘	!	✔
≥ 0.165	0.15-0.165	≤ 0.15




- **Changes from last month's report:**
147399 BFO A168 / A19 Dishforth to Tyne Tunnel LTI has been added back into the metrics after being removed incorrectly by the supplier in December 2023
- 148348 AD-MR- Fourteen November 2023 has been downgraded to a non LTI due to the injury not being confirmed as work related

* Event 149566 Area 7 is currently awaiting investigation and a supplier name to be assigned.

Programme	Total Hours	Lost Time Incidents	Lost Time Rate	RIDDORs	AFR	Service Strikes
RIP	9,231,643	8	0.09	1	0.01	44
North West	1,945,125	1	0.05	0	0.00	5
South West	1,923,182	4	0.21	0	0.00	8
South East	1,860,600	0	0.00	0	0.00	15
Yorkshire & North East	1,724,505	3	0.17	1	0.06	12
Midlands	1,246,955	0	0.00	0	0.00	4
East	531,276	0	0.00	0	0.00	0
SMP	2,606,984	3	0.12	0	0.00	6
North West	835,774	1	0.12	0	0.00	0
Midlands	507,622	1	0.20	0	0.00	1
Yorkshire & North East	482,901	1	0.21	0	0.00	0
South East	323,815	0	0.00	0	0.00	2
East	225,890	0	0.00	0	0.00	3
National	138,147					
South West	92,835	0	0.00	0	0.00	0
CIP	553,885	0	0.00	0	0.00	0
East	477,977	0	0.00	0	0.00	0
South West	68,371	0	0.00	0	0.00	0
Yorkshire & North East	7,537					
Total	12,392,512	11	0.09	1	0.01	50

Targets

Lost Time Incidents




Red 	Amber 	Green 
≥0.165	0.15-0.165	≤ 0.15

Rows with no data/rates means the site/projects have not loaded any incident data in HART within the past 12 months.

Region	Total Hours	Lost Time Incidents	Lost Time Rate	RIDDORs	AFR	Service Strikes
South East	5,406,820	6	0.11	3	0.06	8
DBFO - M25 (Area 5)	2,690,012	1	0.04	1	0.04	1
Area 3	1,138,183	2	0.18	1	0.09	1
Area 4	1,044,077	3	0.29	1	0.10	6
M20 Quick Moveable Barrier Project	230,426	0	0.00	0	0.00	0
Pavements - Four	89,088	0	0.00	0	0.00	0
ASC & PAD - Four	77,408					
AD - M&R - Four	66,049	0	0.00	0	0.00	0
Pavements - Three	34,450					
RTMC - M25 Regional Technology Contract	24,009					
TST - TST(N) - Four	8,984	0	0.00	0	0.00	0
AD - Design - Four	2,931					
TST - TST(I) - Four	1,203	0	0.00	0	0.00	0
AD - Construction - Four		0		0	NaN	0
Total	5,406,820	6	0.11	3	0.06	8

Targets

Lost Time Incidents




Red 	Amber 	Green 
≥ 0.165	0.15-0.165	≤ 0.15

Rows with no data/rates means the site/projects have not loaded any incident data in HART within the past 12 months.

Region	Total Hours	Lost Time Incidents	Lost Time Rate	RIDDORs	AFR	Service Strikes
East	3,593,370	7	0.19	5	0.14	4
Area 6 & 8	1,728,266	1	0.06	1	0.06	3
AD - M&R - Eight	785,542	1	0.13	1	0.13	0
DBFO - M40 J1-15 Denham to Warwick (area 30)	380,894	5	1.31	3	0.79	1
AD - Design - Eight	337,413					
AD - Construction - Eight	192,215	0	0.00	0	0.00	0
Pavements - Six & Eight	106,338	0	0.00	0	0.00	0
DBFO - A1(M) Alconbury to Peterborough	53,095	0	0.00	0	0.00	0
TST - TST(I) - Eight	9,172	0	0.00	0	0.00	0
CPMS M0025 Operations East 20/21 H&S Close Out	435					
Total	3,593,370	7	0.19	5	0.14	4

Targets

Lost Time Incidents

Red 	Amber 	Green 
≥0.165	0.15-0.165	≤ 0.15




Region	Total Hours	Lost Time Incidents	Lost Time Rate	RIDDORs	AFR	Service Strikes
North West	2,748,433	6	0.22	4	0.15	5
Area 10	921,201	2	0.22	1	0.11	2
Area 13	633,751	0	0.00	0	0.00	1
AD - M&R - Ten	564,260	2	0.35	1	0.18	0
AD - M&R - Thirteen	475,972	2	0.42	2	0.42	0
Pavements - Ten	62,863	0	0.00	0	0.00	0
AD - Construction - Ten	61,341	0	0.00	0	0.00	0
Pavements - Thirteen	22,477	0	0.00	0	0.00	1
TST - TST(N) - Ten	3,808					
AD - Construction - Thirteen	1,546	0	0.00	0	0.00	1
TST - TST(I) - Ten	1,214					
AD - Design - Ten		0		0	NaN	0
Total	2,748,433	6	0.22	4	0.15	5

Rows with no data/rates means the site/projects have not loaded any incident data in HART within the past 12 months.

Region	Total Hours	Lost Time Incidents	Lost Time Rate	RIDDORs	AFR	Service Strikes
Yorkshire & North East	3,472,763	7	0.20	5	0.14	8
Area 12	839,477	0	0.00	0	0.00	5
AD - M&R - Twelve	687,658	0	0.00	0	0.00	0
Area 14	618,626	3	0.48	2	0.32	2
DBFO - A168 / A19 Dishforth to Tyne Tunnel	470,919	3	0.64	1	0.21	0
AD - M&R - Fourteen	440,964	1	0.23	2	0.45	0
DBFO - M62 J28 - J29 & M1 J42 – M621 J7 Concrete Barrier Scheme	115,531	0	0.00	0	0.00	1
DBFO - A1 Darrington to Dishforth	91,065	0	0.00	0	0.00	0
DBFO - M1 - A1 Link Road	73,872	0	0.00	0	0.00	0
DBFO - A69 Carlisle to Newcastle	58,016	0	0.00	0	0.00	0
Pavements - Twelve	53,133	0	0.00	0	0.00	0
Pavements - Fourteen	12,917	0	0.00	0	0.00	0
DBFO - M1/A1 CSB Scheme 3 (M1 junction 45 to A1(M) Junction 44)	5,510					
TST - TST(N) - Twelve	2,736					
TST - TST(I) - Twelve	1,336					
AD - Construction - Fourteen	1,003	0	0.00	0	0.00	0
AD - Construction - Twelve		0		0	NaN	0
AD - Design - Fourteen		0		0	NaN	0
M606 M621 M62 2015/16		0		0	NaN	0
Total	3,472,763	7	0.20	5	0.14	8

Targets

Lost Time Incidents

Red 	Amber 	Green 
≥0.165	0.15-0.165	≤ 0.15

Rows with no data/rates means the site/projects have not loaded any incident data in HART within the past 12 months.

Region	Total Hours	Lost Time Incidents	Lost Time Rate	RIDDORs	AFR	Service Strikes
South West	1,639,476	3	0.18	1	0.06	5
Area 1 & 2	714,406	2	0.28	0	0.00	0
AD - M&R - One	458,502	0	0.00	0	0.00	0
AD - SBIM - One	217,851	0	0.00	0	0.00	0
DBFO - A419 / A417 Swindon to Gloucester	81,066	0	0.00	0	0.00	3
Pavements - One & Two	77,771	0	0.00	0	0.00	1
DBFO - A30 / A35 Exeter to Bere Regis	66,883	0	0.00	0	0.00	0
TST - TST(N) - One	19,428	1	5.15	1	5.15	1
TST - TST(I) - One	2,214					
AD - Construction - One	1,355					
Total	1,639,476	3	0.18	1	0.06	5

Targets

Lost Time Incidents

Red	Amber	Green
✘	!	✔
≥ 0.165	0.15-0.165	≤ 0.15




Region	Total Hours	Lost Time Incidents	Lost Time Rate	RIDDORs	AFR	Service Strikes
Midlands	3,828,950	5	0.13	4	0.10	5
Area 9	1,998,448	3	0.15	2	0.10	2
Area 7	1,034,790	1	0.10	1	0.10	0
AD - M&R - Seven	646,864	1	0.15	1	0.15	3
DBFO - A50 / A564 Stoke to Derby	87,644	0	0.00	0	0.00	0
Pavements - Seven	20,353	0	0.00	0	0.00	0
AD - Construction - Seven	12,978	0	0.00	0	0.00	0
Pavements - Nine	12,801					
TST - TST(N) - Seven	11,618					
AD - Design - Seven	3,454	0	0.00	0	0.00	0
Total	3,828,950	5	0.13	4	0.10	5

Rows with no data/rates means the site/projects have not loaded any incident data in HART within the past 12 months.

Region	Total Hours	Lost Time Incidents	Lost Time Rate	RIDDORs	AFR	Service Strikes
National	1,181,886	2	0.17	1	0.08	0
National Roads Telecommunications Services	586,763	1	0.17	0	0.00	0
National Highways TFM	315,450	1	0.32	1	0.32	0
Estates and Property Services	91,102	0	0.00	0	0.00	0
NGVR National - Next Generation Vehicle Recovery	72,679	0	0.00	0	0.00	0
National Traffic Information Service	71,947					
Redflex Speed Cameras	14,027					
National Expert Control Room Tech Support -NECoRTS2	12,871					
HE Noise Insulation Project	10,794					
National Expert Control Room Tech Support -NECoRTS (to 30 April 2023)	6,253					
Corrosion Protection of Steelwork (STACP2)		0		0	NaN	0
Total	1,181,886	2	0.17	1	0.08	0

Targets

Lost Time Incidents

Red 	Amber 	Green 
≥0.165	0.15-0.165	≤ 0.15

Rows with no data/rates means the site/projects have not loaded any incident data in HART within the past 12 months.

Operations		Event Type: RIDDOR > 7 Days	HART ref:149061
Project Name:	AD-M&R - Eight		
Location:	A505 entry slip near Great Abington		
Date:10/01/2024	A team were installing a new post on a wire rope vehicle restraint system. While installing the new post the lead erector used an old post to separate the wire ropes by twisting the rope to open a gap in which to insert the new post, a technique understood to be an approved / documented practice. Whilst undertaking this procedure the lead erector lost their grip on the old post, which spun due to the tension in the wire ropes. The post struck the lead erector on their right foot, causing an injury. At hospital it was confirmed the impact from the post had fractured their toe.		
Kind of event: Hit by a moving object			
Contractor: Ringway Ltd			
Employer: Ringway Ltd			



Operations		Event Type: RIDDOR > 7 Days	HART ref:149566
Project Name:	Area 7		
Location:	A14 Eastbound South of Thrapston		
Date: 11/01/2024	During ground vegetation clearance, an operative from Acorn Environmental Group was working on an embankment and fell. The operative sustained some bruising to the ribs.		
Kind of Event: Investigation not completed, hence no kind of event			
Contractor: Investigation not completed, hence no contractor			
Employer: 40Seven Ltd			



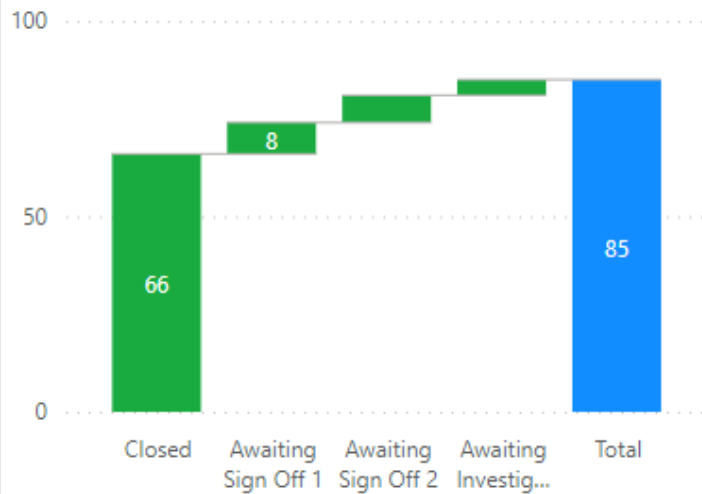
Changes from last month's report:

147399 BFO A168 / A19 Dishforth to Tyne Tunnel LTI has been added back into the metrics after being removed incorrectly by the supplier in December 2023
 148348 AD-MR- Fourteen November 2023 has been downgraded to a non LTI due to the injury not being confirmed as work related

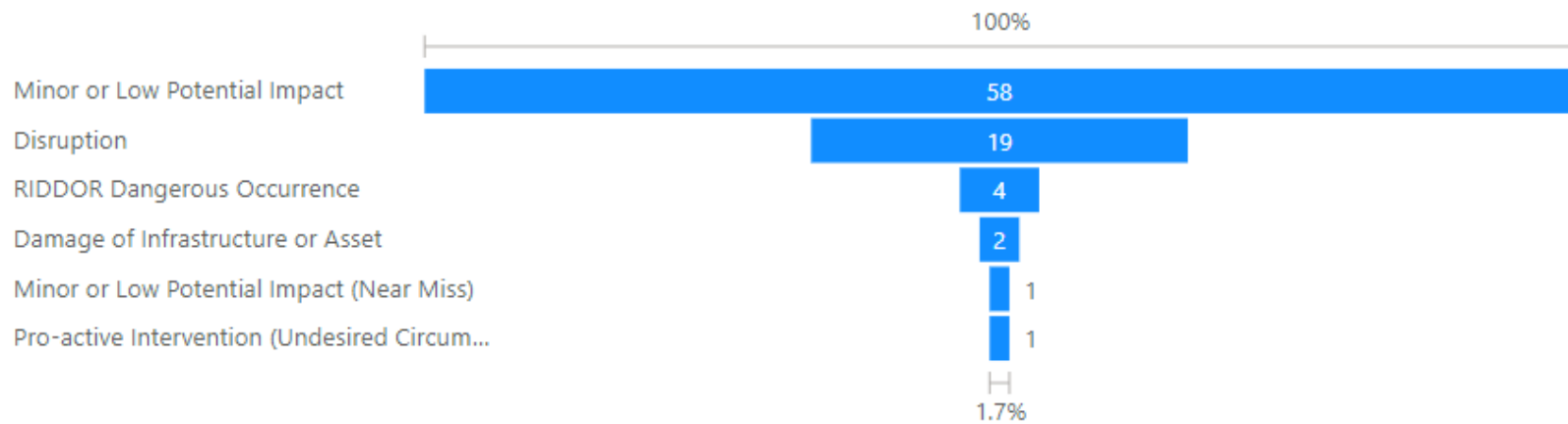
Supply Chain Rolling 12 Months Service Strikes

Directorate	Service Strike
Major Projects	50
Service strike electricity	20
Service strike Telecom	10
Service strike other cables or pipelines	7
Service strike water	6
Service strike Drainage	3
Service strike CCTV	2
Service strike gas	2
Operations	35
Service strike electricity	10
Service strike Telecom	8
Service strike gas	5
Service strike other cables or pipelines	5
Service strike water	3
Service strike CCTV	2
Service strike Drainage	2
Total	85

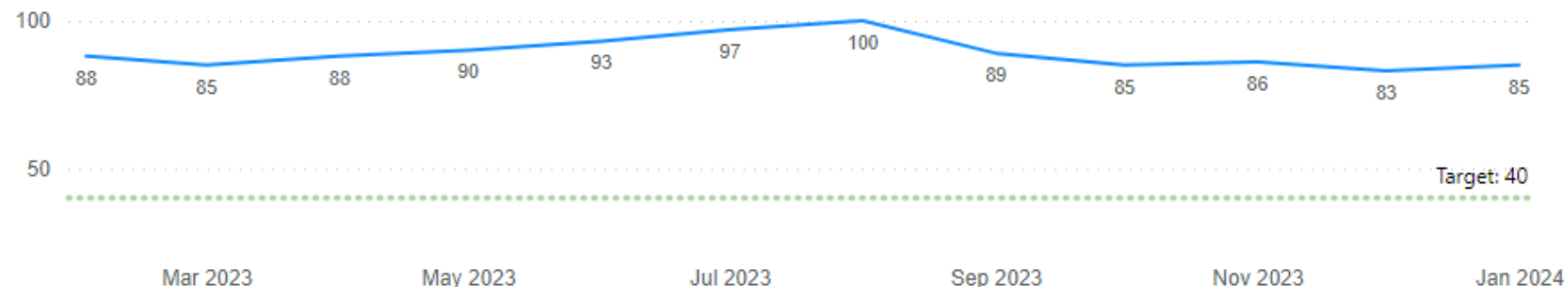
Supply Chain Rolling 12 Month Service Strikes Status



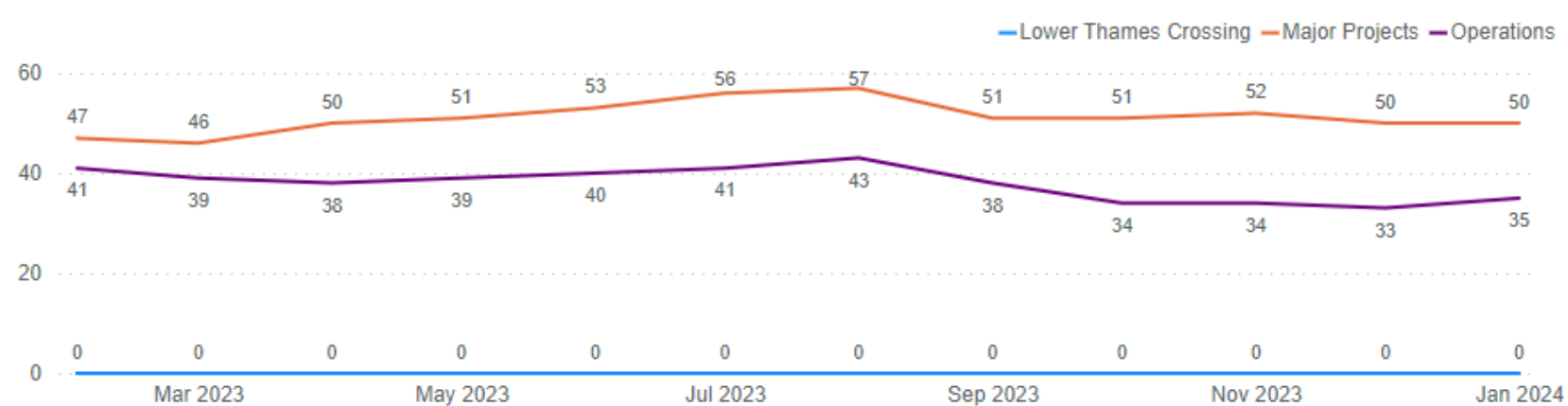
Supply Chain Rolling 12 Months Service Strikes by Event Sub Type



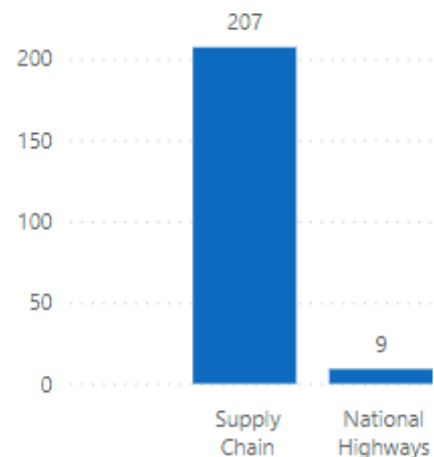
Supply Chain Service Strikes



Supply Chain Service Strikes by Directorate



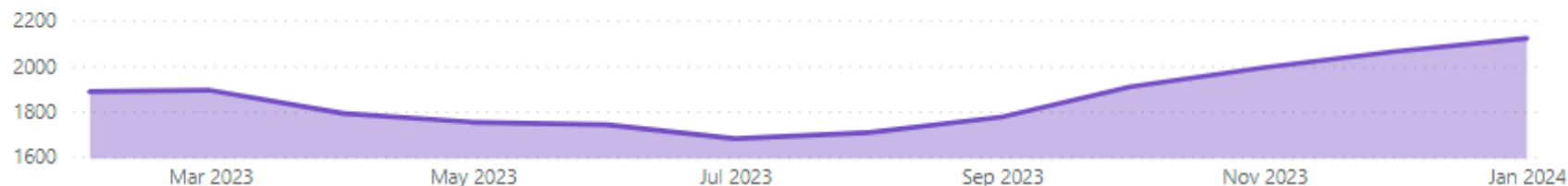
In Month Vehicle Incursion by Division



NH Rolling 12 Months Vehicle Incursions



Supply Chain Rolling 12 Months Vehicle Incursions



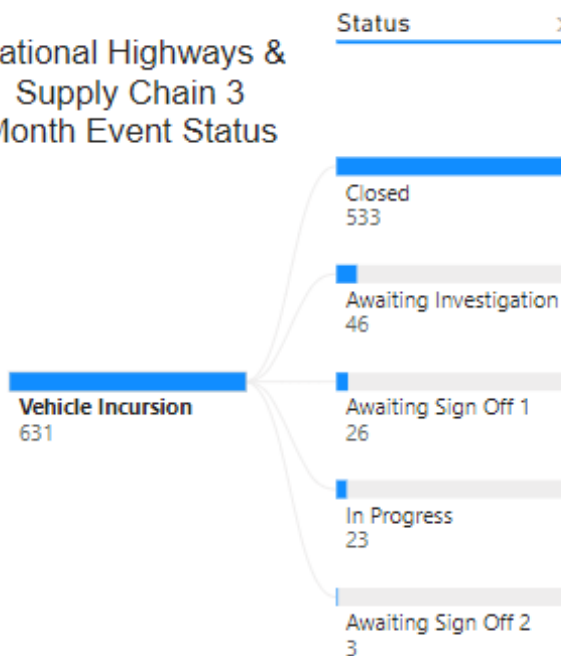
National Highways & Supply Chain Rolling 12 Months Vehicle Incursions

Directorate	November 2023	December 2023	January 2024	Total
Lower Thames Crossing	0	0	0	0
Major Projects	906	958	978	978
NH Offices & Depots	13	13	12	12
Operations	1087	1105	1144	1144
Outstations & ROCs	84	80	81	81
Total	2090	2156	2215	2215

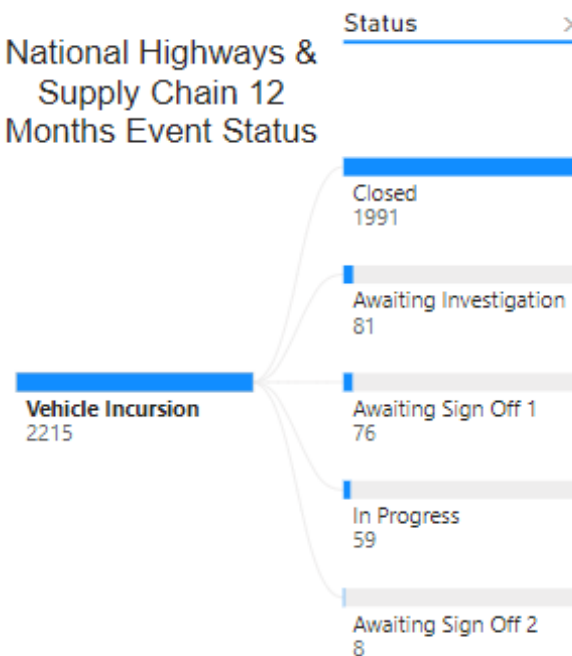
National Highways & Supply Chain In Month Vehicle Incursions

Directorate	November 2023	December 2023	January 2024	Total
Major Projects	130	119	87	336
NH Offices & Depots	4	0	0	4
Operations	103	47	120	270
Outstations & ROCs	6	6	9	21
Total	243	172	216	631

National Highways & Supply Chain 3 Month Event Status



National Highways & Supply Chain 12 Months Event Status



Health Safety & Wellbeing Division updates

- **Safety Alerts:** There has been **2** Safety Alerts issued in the month of January:
 - [NHa344 \(a\) - National Highways Safety Alert for Information - Unreported vehicle damage.pdf](#)
 - [NHa346 National Highways Safety Alert for information - Traffic Management Vehicle Edge Protection.pdf](#)