

October 2020 Summary Health Safety & Wellbeing Performance Report

Board Sponsor: Alan Cumming
Executive Sponsor: Mike Wilson
Author: Mark Byard

5 October 2020

home
safe
and **well**

Executive Summary

Supply Chain

The overall **Supply Chain 12 month rolling RIDDOR AFR** to October 2020 **decreased** from **0.07** to **0.06**.

There were **3 RIDDOR** accident reported in October 2020.

There have been **25 RIDDORs** in the rolling 12-month period.

5 RIDDORs have moved out of scope for the rolling RIDDOR AFR calculation.

The in-month RIDDOR AFR was **0.09** and the net 12 month recorded hours decreased by 0.22% (38.77 to 38.69m).

The **Major Projects 12 month rolling RIDDOR AFR** to October 2020 **decreased** from **0.06** to **0.05**.

There were **2 RIDDOR** accidents reported in October 2020.

3 RIDDORs have moved out of scope for the rolling RIDDOR AFR calculation.

The in-month RIDDOR AFR was **0.12** and the net 12 month recorded hours decreased by 1.06% (18.83 to 18.63m).

The **Operations 12 month rolling RIDDOR AFR** to October 2020 **decreased** from **0.08** to **0.07**.

There was **1 RIDDOR** accidents reported in October 2020 (& 1 incident for September that has subsequently been upgraded to RIDDOR reportable)

2 RIDDORs have moved out of scope for the rolling RIDDOR AFR calculation.

The in-month RIDDOR AFR was **0.06** and the net 12 month recorded hours increased by 0.58% (19.94 to 20.06m).

Incidents reported in month: There have been **7** Lost Time Incidents reported this month – **4** Major Projects, **2** Operations and **1** TO/RCC of which **3** were RIDDOR reportable. |

Site Inspections: There have been **20** inspections carried out for October 2020 by the H&S Division, **10** in Major Projects and **10** in Operations

Utility Strikes: There have been **9** utility strikes reported this month – **3** Major Projects, **6** Operations

Fatality Data: The National Incident Liaison Officer (NILO), media and police reports provide information on the number of fatalities on the strategic road network. These data sources indicated that there had been **12 fatal incidents** and **2 suicides** on the Strategic Road Network.

Vehicle Incursions: There have been **179** Vehicle Incursions reported this month

Impact Protection Vehicle Strikes: There has been **1** IPV Strike reported this month

Bridge Strikes: There have been **0** Bridge Strikes reported this month

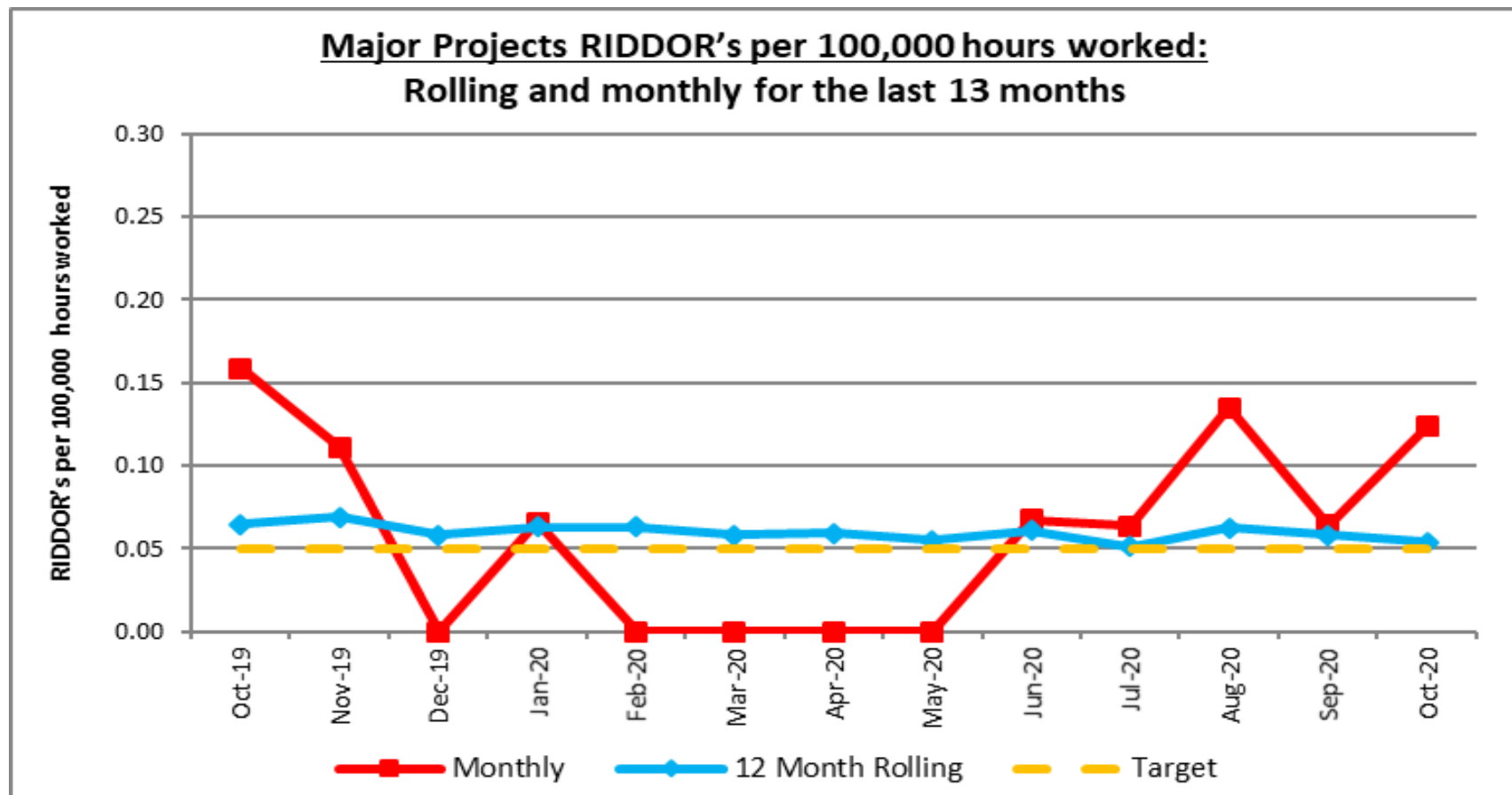
RIDDOR Accident Frequency Rate Overview

Area	AFR RIDDOR Target	AFR RIDDOR Actuals (rolling 12 months)	AFR RIDDOR for month	Fatality	RIDDOR Specified Injury	RIDDOR > 7-day injury	RIDDOR Disease	RIDDOR - Other	Total RIDDOR Reportable	RIDDOR Dangerous Occurrences ^[1]
Major Projects	0.05	0.05	0.12	0 (0)	2 (8)	0 (2)	0 (0)	0 (0)	2 (10)	0 (1)
Operations	0.05	0.07	0.06	0 (0)	1 (9)	0 (4)	0 (1)	0 (1)	1 (15)	0 (0)
Supply Chain Total	0.05	0.06	0.09	0 (0)	3 (17)	0 (6)	0 (1)	0 (1)	3 (25)	0 (1)

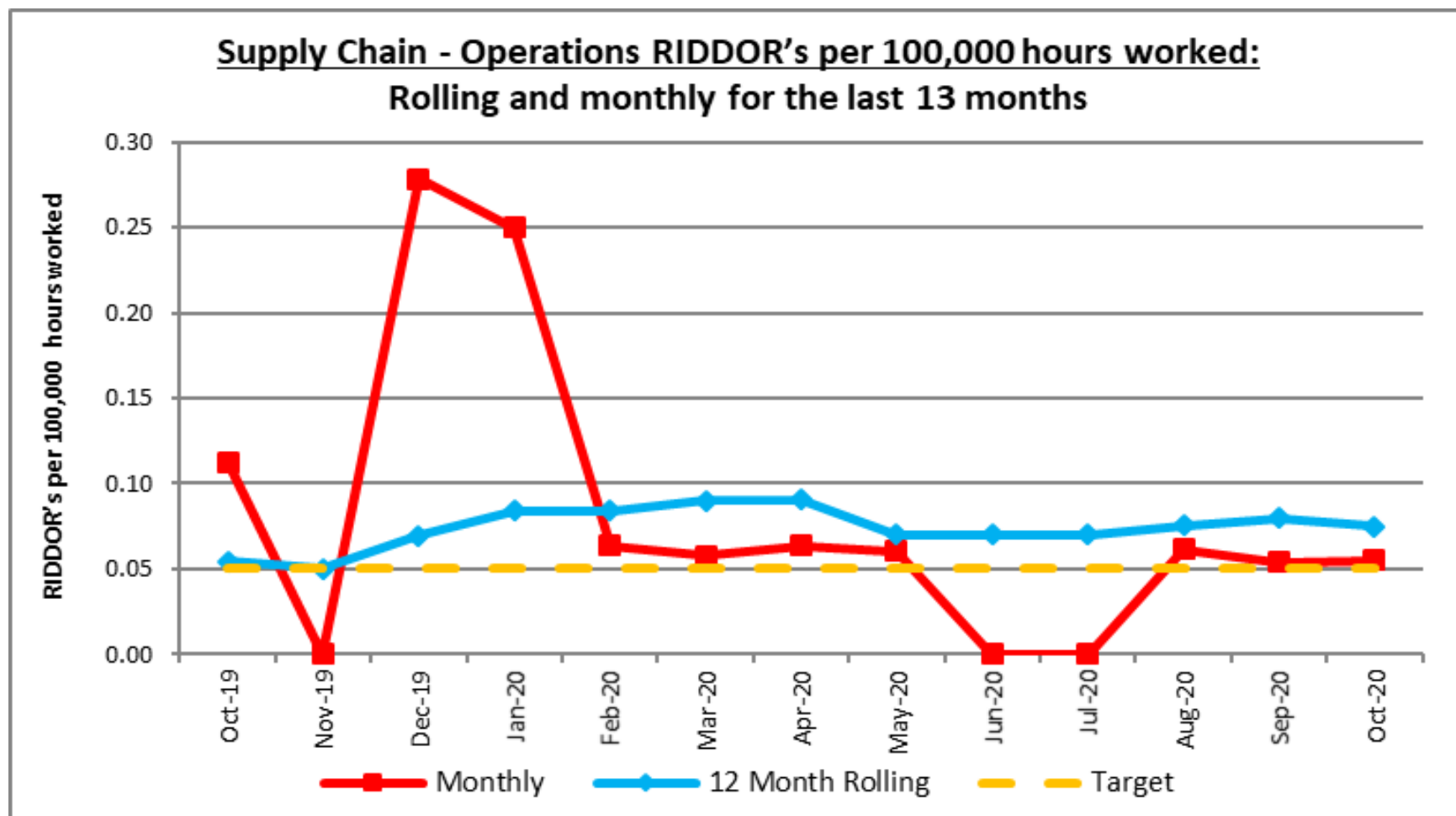
(These RAG ranges have been updated from May 2020 to align to agreed vesting ranges)

Supply Chain AFR RIDDOR RAG:	≥ 0.08	0.07 - 0.06	≤ 0.05
------------------------------	-------------	-------------	-------------

Graph 1 – Rolling AFR for Supply Chain - Major Projects

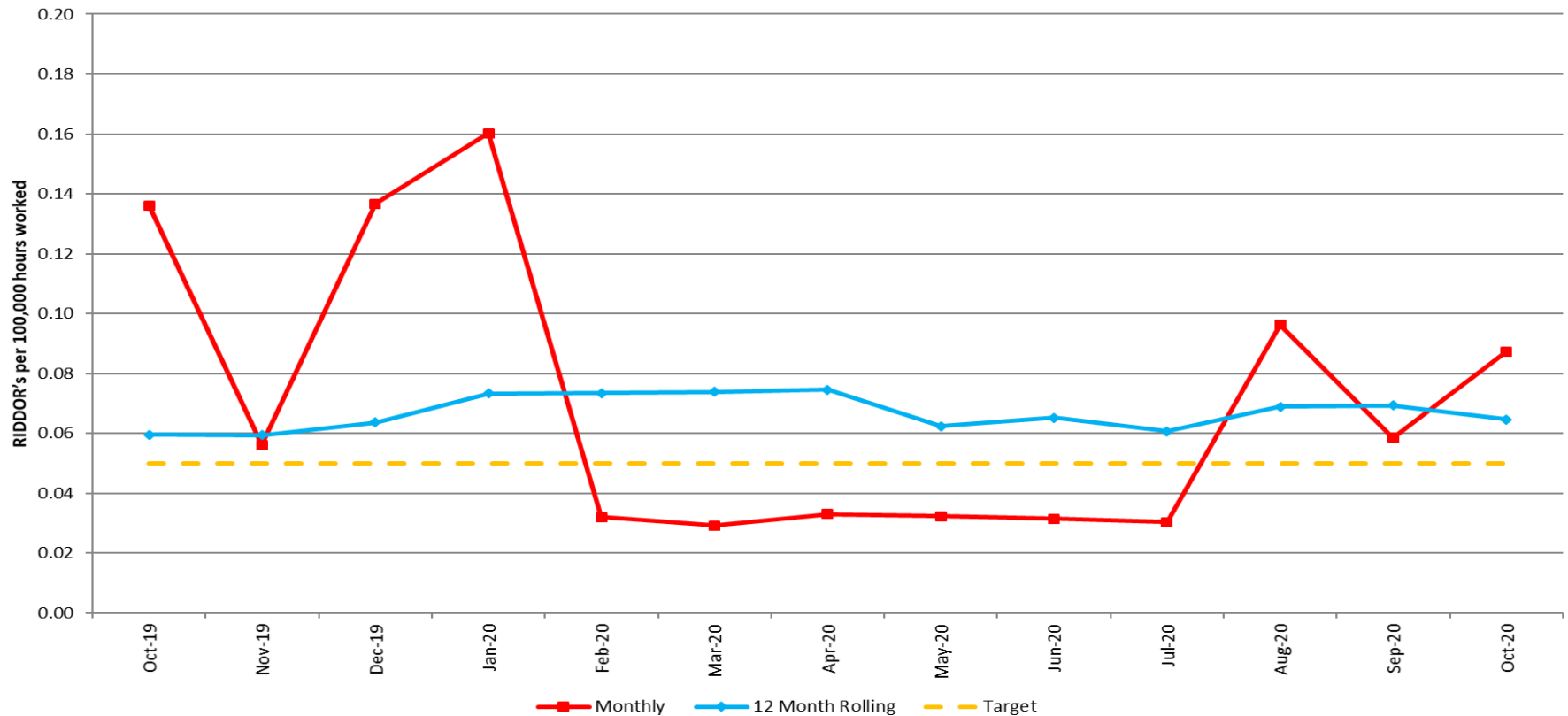


Graph 2 – Rolling AFR for Supply Chain - Operations



Graph 3 – Rolling AFR for Supply Chain – Major Projects and Operations

Supply Chain Overall (Major Projects and Operations) RIDDOR's per 100,000 hours worked: Rolling and monthly for the last 13 months



RIDDOR performance by Supplier across the Supply Chain

Summary of 12 month rolling RIDDOR performance by supplier across all Supply Chain

Supplier	Hours Worked (12 Months)	% Hours Worked	RIDDOR	Type of incidents					Oct. AFR	Group AFR RIDDOR (2019/20 performance)
				Fatality	Specified Injury	> 7 Day	Disease	MOP hospital admission		
Kier Highways	7,570,691	19.57%	2	0	2	0	0	0	0.03	0.05
Balfour Beatty	4,334,048	11.20%	2	0	1	0	1	0	0.05	0.08
Aone+	3,559,433	9.20%	0	0	0	0	0	0	0.00	0.00
Costain	2,740,102	7.08%	2	0	1	1	0	0	0.07	0.05
BAM Nuttall Ltd	2,579,742	6.67%	4	0	4	0	0	0	0.16	0.10
Connect Plus	2,101,697	5.43%	2	0	2	0	0	0	0.10	0.00
AECOM	2,021,500	5.23%	2	0	1	1	0	0	0.10	0.01
Amey	1,639,697	4.24%	0	0	0	0	0	0	0.00	0.06
Skanska	1,580,379	4.08%	0	0	0	0	0	0	0.00	0.06
Ringway Ltd	894,772	2.31%	3	0	2	1	0	0	0.34	0.16
Telent	739,156	1.91%	0	0	0	0	0	0	0.00	0.06
HW Martin Ltd	642,323	1.66%	1	0	1	0	0	0	0.16	0.13
Chevron	567,405	1.47%	0	0	0	0	0	0	0.00	0.00
Interserve	532,463	1.38%	0	0	0	0	0	0	0.00	0.08
Carnell Support Services Ltd	501,600	1.30%	0	0	0	0	0	0	0.00	0.00
Tarmac	458,099	1.18%	0	0	0	0	0	0	0.00	0.77
Galliford Try	424,891	1.10%	0	0	0	0	0	0	0.00	0.10
Autolink Concessionaires (A19) Ltd	396,462	1.02%	0	0	0	0	0	0	0.00	TBC
Egis	317,894	0.82%	1	0	1	0	0	0	0.31	0.60
CHC Highways	250,908	0.65%	1	0	1	0	0	0	0.40	0.37
Vinci Construction	206,726	0.53%	0	0	0	0	0	0	0.00	0.11
Midland Express Way	119,079	0.31%	1	0	0	1	0	0	0.84	0.35
Jointline Limited	21,759	0.06%	1	0	0	0	0	1	4.60	TBC
Huyton Asphalt	21,321	0.06%	2	0	1	1	0	0	9.38	0.00
DDC Engineering Solutions	5,830	0.02%	1	0	0	1	0	0	17.15	TBC
Rest of Group (70)	4,460,848	11.52%	0	0	0	0	0	0	0.00	-
Grand Total	38,688,825	100%	25	0	17	6	1	1	0.06	-

Group AFR RIDDOR data relates to 2019/20 performance

Key	> 0.08	0.07 - 0.06	≤ 0.05
-----	--------	-------------	--------

Performance by Supplier across the Supply Chain

Major Projects Contractor Performance

Supplier	Rolling 12 months to October 2020									
	Hours Worked (12 Months)	Total RIDDORs	Fatality	Specified Injury	>7 day	Disease	MOP hospital admission	Minor Injuries	Oct. AFR	Sept. AFR
Balfour Beatty	4,112,239	1	0	1	0	0	0	4	0.02	0.03
Kier Highways	3,116,006	2	0	2	0	0	0	3	0.06	0.03
Costain	2,740,102	2	0	1	1	0	0	9	0.07	0.08
BAM Nuttall Ltd	2,330,552	3	0	3	0	0	0	8	0.13	0.13
AECOM	1,955,654	2	0	1	1	0	0	3	0.10	0.16
Skanska	1,580,379	0	0	0	0	0	0	11	0.00	0.00
Galliford Try	420,508	0	0	0	0	0	0	2	0.00	0.00
Interserve	410,840	0	0	0	0	0	0	3	0.00	0.00
Osborne	244,349	0	0	0	0	0	0	7	0.00	0.00
Jacobs	233,147	0	0	0	0	0	0	0	0.00	0.00
Vinci Construction	206,726	0	0	0	0	0	0	4	0.00	0.37
John Sisk	161,138	0	0	0	0	0	0	2	0.00	0.00
Sisk Lagan JV	154,004	0	0	0	0	0	0	0	0.00	0.00
Arup	132,767	0	0	0	0	0	0	0	0.00	0.00
Amey	130,501	0	0	0	0	0	0	0	0.00	0.00
Atkins	127,757	0	0	0	0	0	0	0	0.00	0.00
Sir Robert McAlpine	123,183	0	0	0	0	0	0	0	0.00	0.00
Volker Fitzpatrick	109,711	0	0	0	0	0	0	1	0.00	0.00
WSP	92,217	0	0	0	0	0	0	0	0.00	0.00
Redflex	50,746	0	0	0	0	0	0	0	0.00	0.00
<i>Pre-construction/PC to be assigned</i>	39,743	0	0	0	0	0	0	0	0.00	0.00
<i>Rest of Group (13)</i>	156,708	0	0	0	0	0	0	1	0.00	0.00
Grand Total	18,628,977	10	0	8	2	0	0	58	0.05	0.06

Key ≥ 0.08 0.07 - 0.06 ≤ 0.05

Performance by Supplier across the Supply Chain

Supply Chain Operations (Regional and Programme performance)

Region / Function	Rolling 12 months to October 2020								
	Hours Worked (12 months)	Total RIDDORs	Fatality	Specified Injury	>7 day	Disease	MOP hospital admission	Minor Injuries	Oct. AFR
East	1,594,378	2	0	1	1	0	0	10	0.13
Area 6 & 8	915,731	1	0	0	1	0	0	3	0.11
DBFO - M40 J1-15 Denham to Warwick (area 30)	317,894	1	0	1	0	0	0	5	0.31
East CDF (All Packages)	311,379	0	0	0	0	0	0	2	0.00
DBFO - A1(M) Alconbury to Peterborough	26,672	0	0	0	0	0	0	0	0.00
RTMC: East Regional Technology Contract	22,702	0	0	0	0	0	0	0	0.00
Midlands	4,677,000	2	0	1	1	0	0	20	0.04
Area 9	2,561,087	0	0	0	0	0	0	8	0.00
Area 7	1,705,753	0	0	0	0	0	0	12	0.00
M5 Oldbury Project	249,190	1	0	1	0	0	0	0	0.40
DBFO - A50 / A564 Stoke to Derby	41,891	0	0	0	0	0	0	0	0.00
North West	2,810,221	4	0	2	1	0	1	13	0.14
Area 10	1,787,602	3	0	2	1	0	0	8	0.17
Area 13	976,600	1	0	0	0	0	1	5	0.10
RTMC: North West Regional Technology Contract	46,019	0	0	0	0	0	0	0	0.00

Key > 0.08 0.07 - 0.06 ≤ 0.05

(Table continues on the next page)

Performance by Supplier across the Supply Chain

Supply Chain Operations (Regional and Programme Performance)

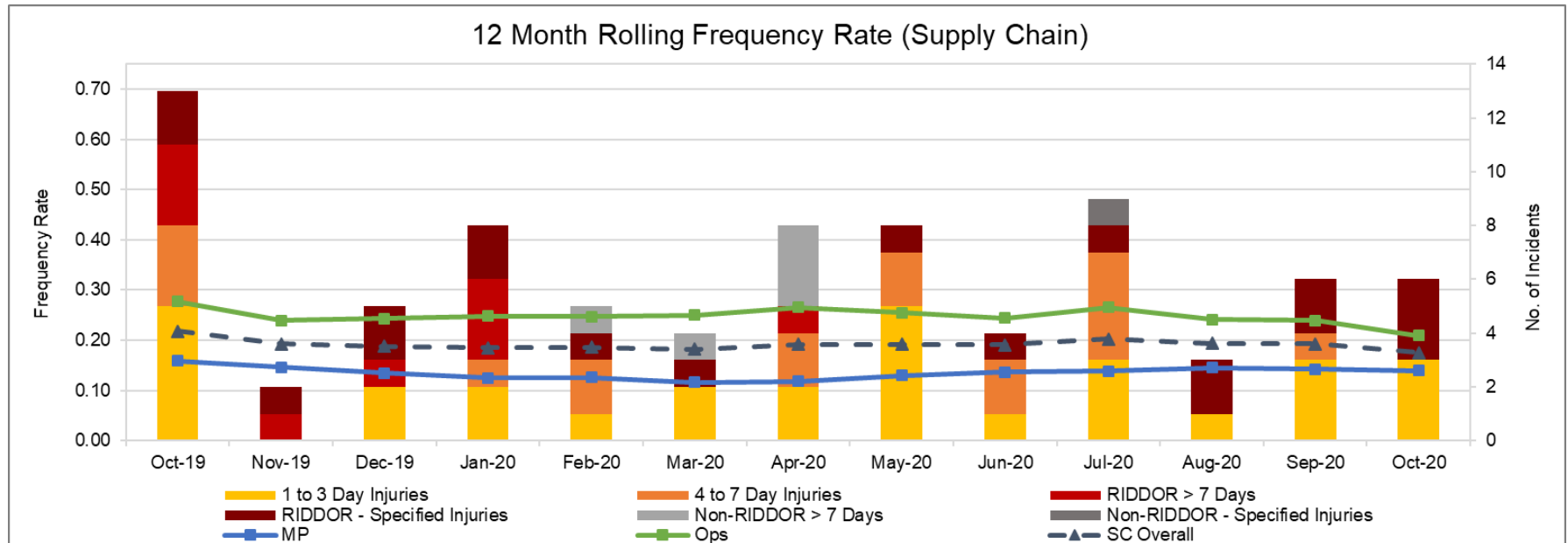
Region / Function	Rolling 12 months to October 2020								
	Hours Worked	Total RIDDORs	Fatality	Specified Injury	>7 day	Disease	MOP hospital admission	Minor Injuries	Oct. AFR
South East	4,522,735	2	0	2	0	0	0	10	0.04
DBFO - M25 (Area 5)	2,101,697	2	0	2	0	0	0	3	0.10
Area 4	1,281,505	0	0	0	0	0	0	4	0.00
Area 3	1,091,247	0	0	0	0	0	0	2	0.00
RTMC: M25 Regional Technology Contract	27,169	0	0	0	0	0	0	0	0.00
RTMC: South East Regional Technology	21,117	0	0	0	0	0	0	1	0.00
South West	2,013,483	3	0	2	1	0	0	9	0.15
Area 1 & 2	1,807,004	3	0	2	1	0	0	7	0.17
Severn Bridge Maintenance Unit	137,267	0	0	0	0	0	0	2	0.00
DBFO - A30 / A35 Exeter to Bere Regis	40,533	0	0	0	0	0	0	0	0.00
RTMC: South West Regional Technology Contract	28,679	0	0	0	0	0	0	0	0.00
Yorkshire and North East	3,663,337	2	0	1	0	1	0	7	0.05
Area 12	2,277,928	0	0	0	0	0	0	0	0.00
Area 14	763,980	1	0	1	0	0	0	3	0.13
DBFO - A168 / A19 Dishforth to Tyne Tunnel	396,462	0	0	0	0	0	0	4	0.00
DBFO - A1 Darrington to Dishforth	85,024	0	0	0	0	0	0	0	0.00
North East Tech Mac Contract	58,074	0	0	0	0	0	0	0	0.00
DBFO - M1 - A1 Link Road	45,756	1	0	0	0	1	0	0	2.19
DBFO - A69 Carlisle to Newcastle	36,113	0	0	0	0	0	0	0	0.00
National	778,694	0	0	0	0	0	0	3	0.00
NRTS - National Roads Telecommunications Services	668,168	0	0	0	0	0	0	0	0.00
NGVR National - Next Generation Vehicle Recovery	58,256	0	0	0	0	0	0	3	0.00
Property Management, Enquiries, Sales & Estates	23,090	0	0	0	0	0	0	0	0.00
HE Efficiency and Noise Insulation Project	12,080	0	0	0	0	0	0	0	0.00
Expert Support for Control Room Technology(ESCoRT)	9,695	0	0	0	0	0	0	0	0.00
National Expert Control Room Tech Support -NECoRTS	7,405	0	0	0	0	0	0	0	0.00
Grand Total	20,059,848	15	0	9	4	1	1	72	0.07

Lost Time Incidents recorded by Supplier

Supply Chain Lost Time Incidents

Supplier	Hours worked	% hours worked	Total No. of LTIs	Type of incidents						LTI AFR
				1 to 3 Day Injury	4 to 7 Day Injury	RIDDOR > 7 Day Injury	RIDDOR Specified Injury	Non-RIDDOR > 7 Day Injury	Non-RIDDOR Specified Injury	
Kier Highways	7,570,691	19.57%	8	3	3	0	2	0	0	0.11
Balfour Beatty	4,334,048	11.20%	2	1	0	0	1	0	0	0.05
Aone+	3,559,433	9.20%	2	0	2	0	0	0	0	0.06
Costain	2,740,102	7.08%	6	3	1	1	1	0	0	0.22
BAM Nuttall Ltd	2,579,742	6.67%	4	0	0	0	4	0	0	0.16
Connect Plus	2,101,697	5.43%	4	2	0	0	2	0	0	0.19
AECOM	2,021,500	5.23%	3	1	0	1	1	0	0	0.15
Skanska	1,580,379	4.08%	4	3	0	0	0	0	1	0.25
Ringway Ltd	894,772	2.31%	5	1	0	1	2	1	0	0.56
Interserve	532,463	1.38%	4	1	2	0	0	1	0	0.75
Carnell Support Services Ltd	501,600	1.30%	6	5	1	0	0	0	0	1.20
Galliford Try	424,891	1.10%	2	0	2	0	0	0	0	0.47
Autolink Concessionaires (A19) Ltd	396,462	1.02%	2	1	1	0	0	0	0	0.50
Egis	317,894	0.82%	3	0	0	0	1	2	0	0.94
Balvac	59,712	0.15%	2	2	0	0	0	0	0	3.35
Huyton Asphalt	21,321	0.06%	2	0	0	1	1	0	0	9.38
Rest of Group	9,052,118	23.40%	9	2	2	2	2	1	0	0.10
SC Total	38,688,825	100.00%	68	25	14	6	17	5	1	0.18

Lost Time Incidents recorded by Supplier



Road User performance - Fatality data

Fatality Data

The National Incident Liaison Officer (NILO), Media and Police Reports provide some understanding on the number of fatalities on the strategic road network. Based on our current understanding there are 12 fatalities due to road traffic collisions and 2 suspected suicides in October. We have reviewed the historic number of fatalities in October for 2017 – 2019, this indicates that the average number of fatalities was 20. |

Fatal Summary Data October 2020

Ref	Date of Incident	Location	Incident Vehicles Involved	No. of Fatalities
1	02/10/2020 21:36	A34, East Ilsey, West Berkshire	1 Car	1
2	03/10/2020 22:43	A194M, Washington, Tyne & Wear	1 Car	1
3	08/10/2020 05:37	A19/A168, Thirsk, North Yorkshire	2 Cars	1
4	08/10/2020 21:11	A36, South Newton, Wiltshire	1 Car, 1 Motorcycle	1
5	14/10/2020 02:51	A42, Packington, Leicestershire	1 LGV, 1 Van	1
6	15/10/2020 13:12	M26, Wrotham, Kent	1 HGV, 1 LGV	2
7	18/10/2020 17:16	A38, Ashburton, Devon	1 Car	1
8	23/10/2020 08:09	A46, Snitterfield, Warwickshire	3 Cars	1
9	24/10/2020 21:43	M56, Benchill, Greater Manchester	1 HGV, 1 Car	1
10	28/10/2020 22:25	A38, Lichfield, Staffordshire	1 Car	1
11	31/10/2020 14:26	M20, Maidstone, Kent	1 Car	1
Total				12

Suspected Suicides Summary Data October 2020

Ref	Date of Incident	Location	Incident Vehicles Involved	No. of Fatalities
12	02/10/2020 09:20	A50, Foley Road Interchange, Stoke-on-Trent, Staffordshire	1 LGV, 1 Car, 1 Pedestrian	1
13	24/10/2020 19:20	M1, Barnsley, South Yorkshire	1 Car, 1 Pedestrian	1
Total				2

Utility Strikes recorded by Supplier

Utility Strike data – rolling 12 months.

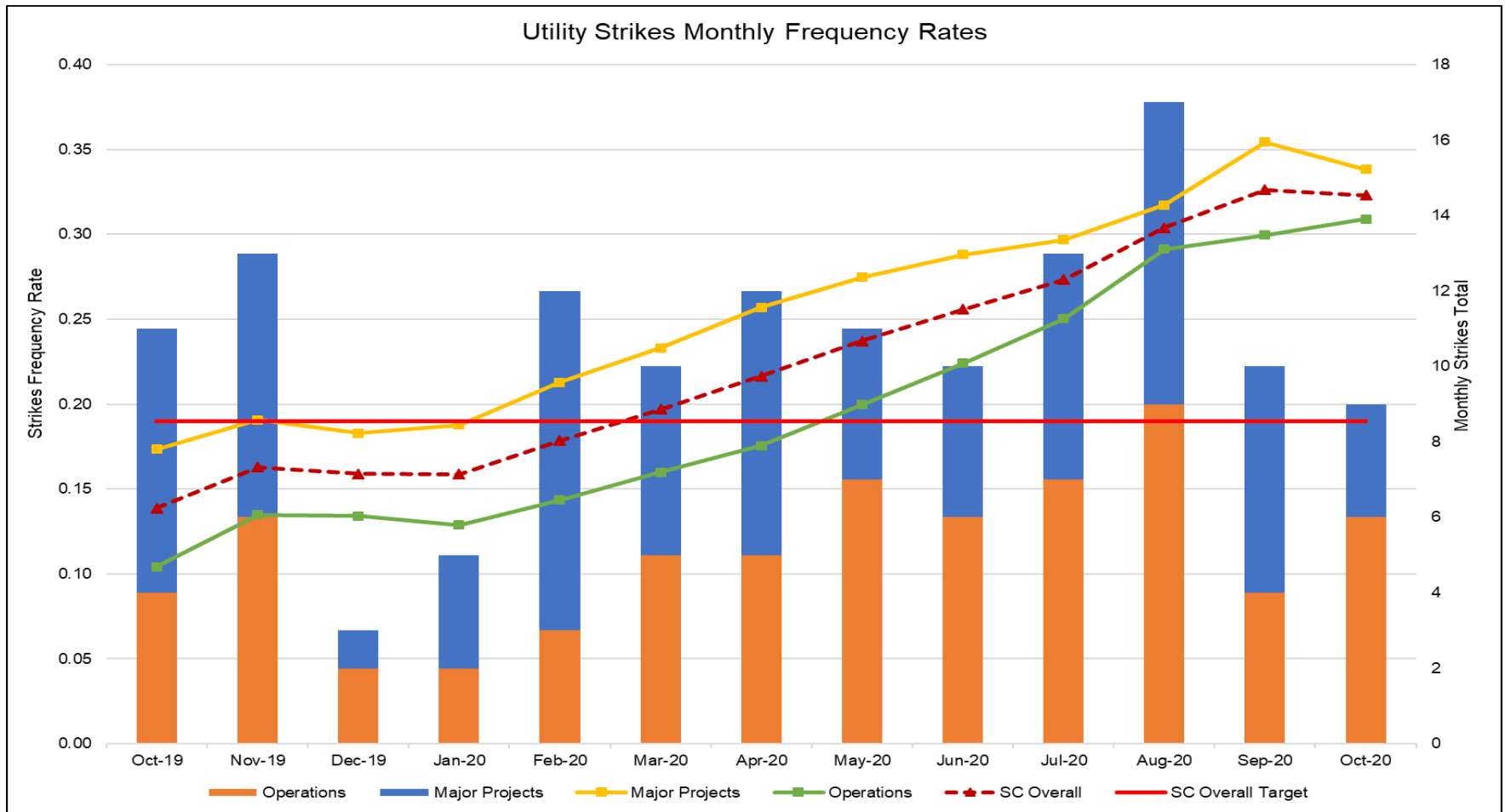
	Utility Strike - Infrastructure Asset	Utility Strike - Near Miss	Utility Strike - Undesired Circumstance	Grand Total
Major Projects	63	8	1	72
Operations	62	3	0	65
Grand Total	125	11	1	137

Table 9 – Classification of Utility Strikes across Directorates

Directorate	Aug Rolling FR	Type of incidents					Total No. of Strikes – in month (rolling 12 months)	Total No. of Utility Strike Near Misses reported	Total No. of Utility Strike Undesired Circumstances reported
		Utility strike other cables or pipelines	Utility strike electricity	Utility strike water	Utility strike gas	Utility strike CCTV			
Major Projects	0.34	2 (21)	0 (25)	1 (8)	0 (3)	0 (6)	3 (63)	0 (8)	0 (1)
Operations	0.31	3 (25)	3 (26)	0 (6)	0 (2)	0 (3)	6 (62)	0 (3)	0 (0)
Supply Chain Overall	0.32	5 (46)	3 (51)	1 (14)	0 (5)	0 (9)	9 (125)	0 (11)	0 (1)

Utility Strike Rates Supply Chain:	≥ 0.41	0.20 – 0.40	≤ 0.19
Utility Strike Rates Major Projects:	≥ 0.57	0.28 – 0.56	≤ 0.27
Utility Strike Rates Operations:	≥ 0.29	0.14 – 0.28	≤ 0.13

Utility Strikes recorded by Supplier



Summary of Significant Supply Chain Incidents reported

There have been 6 Lost Time Incidents and 1 incident that was reported in September but upgraded to RIDDOR reportable in October. This makes 4 of these RIDDOR reportable incidents, 2 within Operations and 2 within Major Projects.

RIDDOR reportable incidents:

Date of Incident	Location	Incident Category	Principal Contractor	Overview of incident	Airsweb reference
26/09/2020	Operations, Area 1, Cartgate Services, Yeovil	RIDDOR Specified Injury	Ringway Ltd	A cleaner, working for React Specialist Cleaning was assaulted by a member of the public, while on duty at our public amenity site next to the A303 near Yeovil. The incident resulted in the cleaner suffering severe facial injuries, sustaining a fractured orbital socket on the left side of his face. This led to damage of his left eye causing loss of sight.	123943
13/10/2020	Operations, Area 2, Sedgemoor Services M5 exit slip (Northbound)	RIDDOR Specified Injury	Ringway Ltd	A night barrier repair crew were carrying out a barrier repair with the assisted use of the Hi-ab. The rechargeable battery in the Hi-ab control went flat and the operator went to retrieve the spare battery from the store. In doing so, he then fell from the Hi-ab and landed on his hip, on the road surface. The vehicle CCTV captured the operating 'jumping' down (facing outwards from a squat position). His right foot became caught, causing him to rotate and fall sideways onto the (closed) carriageway. This has resulted in a fractured left hip.	124706
15/10/2020	Major Projects, M23 J8 – J10 Smart Motorway Scheme	RIDDOR Specified Injury	Kier Highways	During work to remove temporary offices, an operative stepped down from the temporary office floor level onto the ground, and twisted their ankle. They were taken to hospital where a fractured ankle was diagnosed.	125378
28/10/2020	Major Projects, M4 J3 – J12 Smart Motorway Project	RIDDOR Specified Injury	Balfour Beatty Vinci (BBV)	A concrete finisher was gaining access into the central reserve excavation to undertake finishing works to a newly extruded section of slot drain. In doing so, the concrete finisher's foot dropped down, and upon putting his weight onto this his foot, he then slipped. He out-stretched his arm in attempt to cushion his fall, which resulted in wrist fracture, confirmed through him attending A&E.	125609

Summary of Significant Supply Chain Incidents reported

Lost Time Incidents:

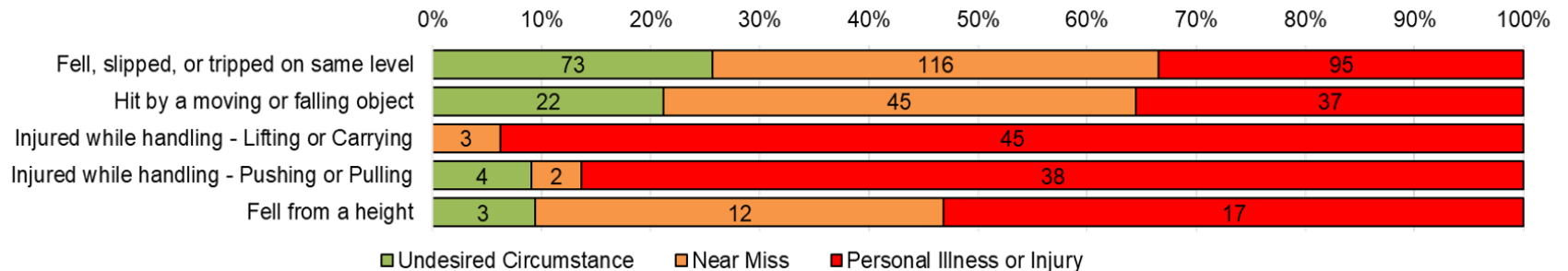
Date	Location	Incident Category	Principal Contractor	Overview of Incident	Airsweb ref
06/10/2020	CIP: South West A303 Amesbury to Berwick Down	1 to 3 Day Injury: Injured while handling - Pushing or Pulling	RPS Group	An operative was digging with grafting bar to loosen the ground in pits being excavated as part of the ground investigation. This caused a jarring of arm when striking cobbles/gravel, which resulted in injury to lower arm/elbow.	124436
07/10/2020	Area Contracts (Asset Delivery): East A1 <u>Barnack</u>	1 to 3 Day Injury: Fell, slipped, or tripped on same level	Ringway Ltd	Strimmer operative was working with grass cutting crew when he stepped into a deep rabbit hole at approximately 02:30. The operative twisted his knee and ankle. Appropriate PPE was in use including a powerful head torch.	124628
13/10/2020	CIP: South East Lower Thames Crossing	1 to 3 Day Injury: Fell, slipped, or tripped	AECOM	A labourer (as a new starter) slipped over while crossing a wet and muddy field, to get to a borehole location. He continued to work, but later felt pain in his right elbow and was taken to A&E. He was diagnosed with a bruised right elbow and discharged.	124733

Vehicle incursions into roadworks

Top 15 “Kind of Events” Leading to Lost Time Incidents 12 Months	Highways England	Major Projects	Operations
Fell, slipped, or tripped on same level	8	11	13
Hit by a moving or falling object	0	8	4
Injured while handling - Lifting or Carrying	3	3	4
Fell from a height	1	2	4
Injured while handling - Pushing or Pulling	1	1	5
Road Traffic Collision	0	0	4
Health - Onset of illness to person	2	0	0
Collision with fixed or stationary object or material - In Vehicle	0	0	2
Fall, slide, or accumulation of debris or material	1	0	1
Person exposed to harmful substance	1	0	1
Hit by a moving vehicle or plant	1	0	1
IPV Strike	0	0	2
Lower Limb Disorder	0	1	0
Asset failure, damage, or unsafe condition	1	0	0
Structure, trench, or scaffold collapse	1	0	0

The colours in table 5 above are graded to show the frequency of events loaded for these Kind of Events.

12 Month Top 5 “Kind of Events” Leading to Lost Time Incidents: Reporting Distribution



Impact Protection Vehicle (IPV) Strikes

There has been 1 incident with “IPV Strike” indicated as the Kind of Event reported in October.

Airweb reference	Department	Site/Project	Date	Event Subtype	Description of event
125097	Major Projects	M1 J13-16	20/10/2020 21:35:00	<u>Property Damage</u> <u>Incidental</u>	At approximately 21:35 hours while TM crew were installing a taper for a lane 1 & 2 closure, a third-party HGV clipped and damaged the off-side wing mirror of the Chevron IPV. This also caused damage to the near side mirror of the third-party vehicle. The third-party vehicle stopped, and details were exchanged. The IPV was taken back to the Chevron depot and replaced. There were no injuries.

Site Inspections undertaken in October 2020

This month (26/09 – 23/10), there have been **20** inspections undertaken across Highways England, a summary of the findings is below.

	Number of inspections	No. observations Status (Red)	No. observations Status (Amber)	No. observations Status (Green)	No. observations Blue Star
Major Projects	10	10	23	71	0
Operations	10	0	5	66	0
Totals	20	10	28	137	0

Key to non-conformance RAG status:

Red	Non-conformance with legislation or Raising the Bar (RtB) requirements
Amber	RtB requirements not adopted everywhere on site or in full, and negative observation
Green	Positive observation relating to management of top risks
★	Exceptional performance or new initiative not widely used on another site

Blue Star(s) Awarded – 0

Site Inspections undertaken in October 2020

Red and Amber findings across Major Projects:

Division	Section	Question	Red		Amber	
			Identified	Actions	Identified	Actions
Major Projects	Documentation	Permits	2	2	1	
		RAMS			2	2
	Electrical Safety	Fixed Installations / Appliances	1	1		
	Housekeeping	Site Tidiness			1	1
		Storage of Materials			2	1
		Task Lighting	1	1		
	Lifting Operations	Cranes			1	1
		Lifting Tackle			1	1
	Management Arrangements	Accident Reporting and Investigation			1	1
		Emergency Procedures			2	2
		Leadership			2	1
		Site Rules	1	1	1	
		Supervision	1	1	2	2
	Management of Traffic, Mobile Plant and Vehicles	Mobile Plant			2	2
		Segregation			1	
		Traffic Routes	2	2		
	Occupational Health	COSHH			1	1
	Office / Welfare Facilities	Toilets			1	1
	Work at Height and Associated Activities	Excavations	1	1	1	1
		Unloading Vehicles	1	1		
	Workforce Communication	Safety Alerts			1	1
Grand Total			10	10	23	18

Red and Amber findings across Operations:

Division	Section	Question	Red		Amber	
			Identified	Actions	Identified	Actions
Operations	Management Arrangements	PPE			1	1
		Site Rules			1	1
	Management of Traffic, Mobile Plant and Vehicles	Traffic Management			1	1
	Workforce Communication	Inductions			2	1
Grand Total			0	0	5	4

Road User Performance and Road User Safety

- Our [Operation Tramline Project](#) appeared in [Sky News](#) and [The Times](#) after a 9 day operation where Surrey and Sussex Police forces used our unmarked HGV supercabs to patrol the A3, M3, A23, M25 and A27. Surrey and Sussex police found 285 drivers committed 305 offences including seatbelt offences, driving on the hard shoulder and other safety offences which resulted in 155 traffic offence reports being filed and 23 fixed penalty notices handed out. Cheshire police used the unmarked HGV supercabs and spoke with over 50 driver's offences such as seat belts, speeding, mobile phone use and overweight vehicles. Following the success of Operation Tramline, the contract for the three HGV cabs with the vehicle supplier, Dawsongroup, has been extended for 12 months and will now end in November 2021 and delivery of three new tractor units is expected in December 2020. Campaigns are scheduled for this extended period and will be subject to future updates. And finally, the [M1 week of Action](#) has been shortlisted for an award at the UK Fleet Champions Awards. The event will be taking place virtually on the 19 November.
- We have developed an **Evidential Trail Suite** with advice from independent expert witnesses in [Road Safety Support](#) (RSS)¹ to ensure that the Prosecution Threshold is met when cases on our network go either to court or, when appropriate, an agreed educational diversion. Examples of [educational diversion courses](#) include the national speed awareness and national motorway awareness courses. This requires rigorous and independent checking to give credibility to the enforcement systems we have invested in on our network in order to protect our Corporate Credibility and Corporate Reputation. We ensure that the camera installations and any supporting technologies are checked to ensure all approved parameters are complied with before the systems are switched on. We also require that the end-to-end quality of the systems are verified in use - from the road to the violation record - which meets the prosecution threshold to satisfy partners in the Crown Prosecution Service, Enforcement Authorities and Her Majesty's Court and Tribunal Service and previously made agreements.
- Six months into the COVID-19 pandemic, on the 13th October 2020, **Driving for Better Business** launched a [Better Business Resilience Report](#) which looks into how companies are dealing with the challenges they face, and preparing for the future post-COVID. To produce this report, Driving for Better Business surveyed 150 owners of SME businesses with a turnover of less than £10 million and who hire people who drive for work, plus another 150 board level decision makers in larger firms, to see how coronavirus had affected them and what plans they were making to strengthen their businesses and ensure their survival. One of the business benefits of good work-related road risk management is the ability to control and reduce related operational costs. The report highlighted how Driving for Better Business provides guidance and resources on how to achieve this. Driving for Better Business has also developed resources which will be distributed throughout and beyond our commercial vehicle community. These include flyers and stickers to help drivers access mental health advice, via the charity [CALM](#), as well as van driver toolkit resources, such as '[Preparing for driving in the winter](#)'. Working in partnership with [TyreSafe](#), we have also been sharing '[Are your tyres ready for ACTION?](#)' resources with our community. We presented an introduction to Driving for Better Business and work-related road risk to the Submarine Delivery Agency (SDA) who manage the procurement, in-service support and dispersal of UK nuclear submarines, and employs 10,000 staff to support both the public and private sectors in this enterprise. The feedback received was overwhelmingly positive and we will continue to work closely with attendees to register with the programme. The Ministry of Defence are traditionally heavily invested in matters of road safety - and this work with the SDA will be in the context of previous initiatives (both local and national) that are designed to help reduce risk amongst



¹ RSS undertake examinations for all enforcement camera systems on behalf of the Home Office and Defence Science and Technology Laboratory for Home Office Type Approval. Their guarantee ensures the Enforcement Authorities accept their independent testing

Health, Safety & Wellbeing Team Update

¹
Safety Alerts: There have been **7** Safety Alerts published in the month of October:

- HEi187 – Highways England for Information Safety Alert - [A Striking reminder](#)
- HEi188 – Highways England for Information Safety Alert – [Reportable Injury - Lower Thames Crossing](#)
- HEi189 – Highways England for Information Safety Alert – [Survey equipment rolling into a live lane](#)
- HEi190 – Highways England for Information Safety Alert – [Bridge deck damage](#)
- HEi191 – Highways England for Information Safety Alert – [Reporting a Utility Strike on Airsway](#)
- HEi192 – Highways England for Information Safety Alert – [Failed retaining strap](#)
- HEi193 – Highways England for Information Safety Alert – [Loss of bolts on towing hitch](#)