

November 2020 Summary Health Safety & Wellbeing Performance Report

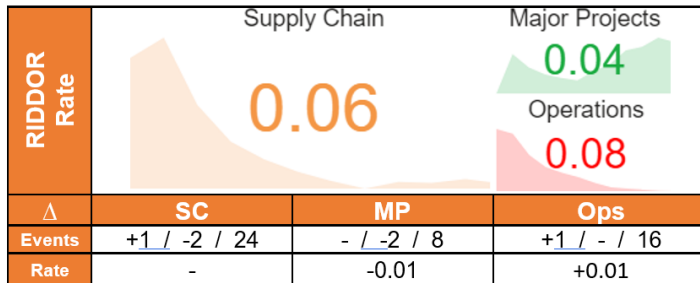
Board Sponsor: Alan Cumming
Executive Sponsor: Mike Wilson
Author: Mark Byard

7 December 2020

home
safe
and **well**

Executive Summary

All data included within this report is up to date as of **2nd December 2020**. This performance report is provided to assist the Board and Executive to fulfil their leadership and management responsibilities in respect of health and safety. All incidents within the report have been reviewed by the Health, Safety & Wellbeing Division



The 3 Numbers Reflect;
In Month Incidents / Out of Scope Incidents / Total 12 Month Incidents



Hours worked:

Lower Thames Crossing

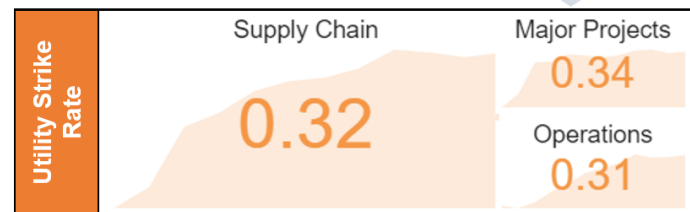
185,379	75.29%	139,579	304.76%
12 Month Total	12 Month Change	Current Month	1 Month Change

Major Projects

18,352,073	-1.29%	1,441,060	-1.27%
12 Month Total	12 Month Change	Current Month	1 Month Change

Operations

19,944,873	-1.02%	1,563,514	-1.01%
12 Month Total	12 Month Change	Current Month	1 Month Change



TARGETS

0.05

0.27

0.19

0.13

Frequency Rate Overview

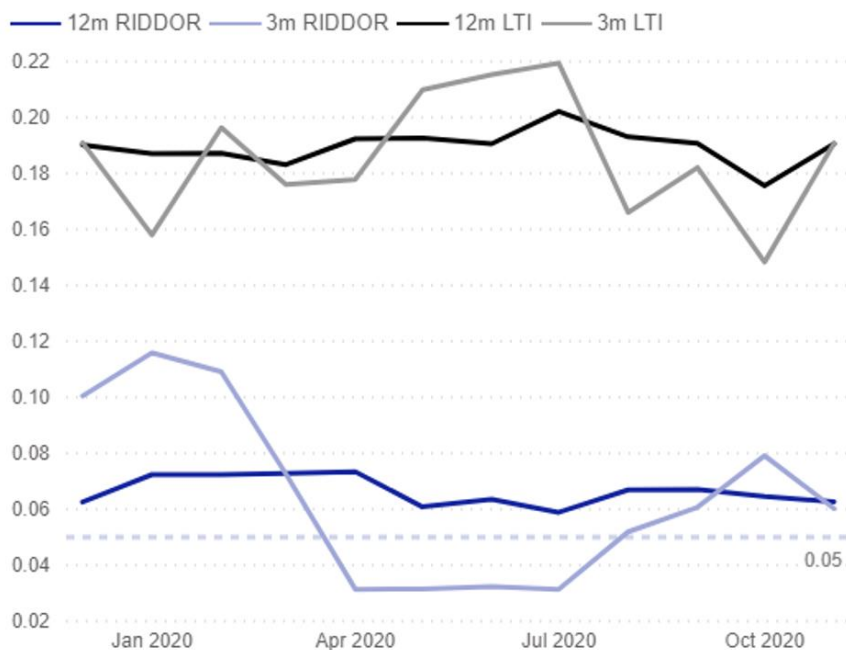
RIDDORs

Directorate	In Month	Rate	3 Months	Rate	12 Months	Rate
Lower Thames Crossing	0	0.00				
Major Projects	0	0.00	3	0.06	8	0.04
Operations	1	0.06	3	0.06	16	0.08
Supply Chain	1	0.03	6	0.06	24	0.06

Supply Chain AFR RIDDOR RAG:

≥ 0.08 0.07 – 0.06 ≤ 0.05

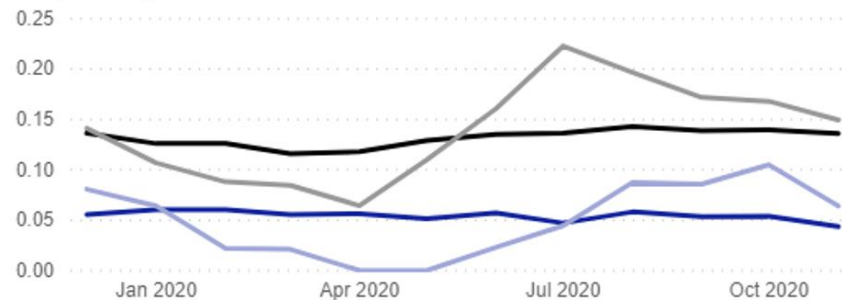
Supply Chain



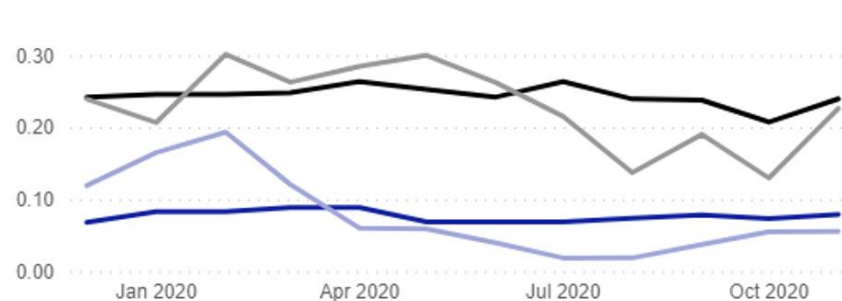
Lost Time Incidents

Directorate	In Month	Rate	3 Months	Rate	12 Months	Rate
Lower Thames Crossing	1	0.72				
Major Projects	1	0.07	7	0.15	25	0.14
Operations	6	0.38	12	0.23	48	0.24
Supply Chain	8	0.25	20	0.20	74	0.19

Major Projects



Operations



Note: Lower Thames Crossing is 1 month rolling data due to the directorate change reflected in reporting from 1/11/20.

Performance by Supplier across the Supply Chain

Supplier Name	Total Hours	RIDDORs	RIDDOR AFR	Lost Time Incidents	Lost Time AFR	Utility Strikes	Utility Strike FR
Kier	7,274,611	2	0.03	8	0.11	9	0.12
Balfour Beatty	4,569,229	2	0.04	3	0.07	10	0.22
Aone+	3,428,398	0	0.00	2	0.06	4	0.12
Costain	2,903,983	1	0.03	6	0.21	7	0.24
BAM Nuttall	2,426,065	3	0.12	3	0.12	7	0.29
Connect Plus	2,140,358	2	0.09	4	0.19	8	0.37
Aecom	2,096,313	2	0.10	3	0.14	2	0.10
Amey	1,639,844	0	0.00	4	0.24	6	0.37
Skanska	1,385,213	0	0.00	4	0.29	14	1.01
Ringway Ltd	868,582	3	0.35	5	0.58	4	0.46
HW Martin Ltd	703,025	1	0.14	1	0.14	1	0.14
Carnell Support Services Ltd	532,034	0	0.00	7	1.32	9	1.69
Interserve	506,881	0	0.00	4	0.79	6	1.18
Galliford Try	429,693	0	0.00	2	0.47	2	0.47
Autolink Concessionaires (A19) Ltd	391,343	0	0.00	2	0.51	0	0.00
Egis	316,040	1	0.32	4	1.27	2	0.63
Colas	310,777	1	0.32	2	0.64	3	0.97
Graham Construction	256,815	0	0.00	0	0.00	1	0.39
CHC Highways	247,421	1	0.40	1	0.40	0	0.00
Osborne	242,241	0	0.00	1	0.41	2	0.83
John Sisk	179,151	0	0.00	0	0.00	1	0.56
Vinci Construction	175,097	0	0.00	0	0.00	2	1.14
Sisk Lagan JV	172,385	0	0.00	0	0.00	2	1.16
Sir Robert McAlpine	152,892	0	0.00	0	0.00	1	0.65
Volker Fitzpatrick	134,615	0	0.00	0	0.00	5	3.71
Laing O'Rourke	119,937	0	0.00	1	0.83	0	0.00
AE Yates	104,143	0	0.00	0	0.00	1	0.96
Midland Express Way	88,434	1	1.13	1	1.13	0	0.00
Forkers Ltd	80,200	0	0.00	0	0.00	3	3.74
M J Church	78,496	0	0.00	0	0.00	6	7.64
Ground Control	69,610	0	0.00	0	0.00	1	1.44
J McCann	63,781	0	0.00	0	0.00	1	1.57
Balvac	62,159	0	0.00	2	3.22	1	1.61
Dyer and Butler	54,690	0	0.00	0	0.00	1	1.83
Joe Roocroft & Sons Ltd	50,100	0	0.00	0	0.00	3	5.99
Jointline Limited	23,731	1	4.21	0	0.00	0	0.00
Huyton Asphalt	21,583	2	9.27	2	9.27	0	0.00
DDC Engineering Solutions	5,830	1	17.15	1	17.15	0	0.00
Total	34,305,700	24	0.07	73	0.21	125	0.36

Supply Chain AFR RIDDOR RAG:

≥ 0.08

0.07 - 0.06

≤ 0.05

Performance by Supplier across Major Projects

Directorate	Major Projects						
Function	Hours	RIDDORs	RIDDOR AFR	Lost Time Incidents	Lost Time AFR	Utility Strikes	Utility Strike FR
CIP	3,002,146	2	0.07	8	0.27	15	0.50
RIP	4,932,167	0	0.00	8	0.16	29	0.59
SMP	10,417,760	6	0.06	9	0.09	18	0.17
Total	18,352,073	8	0.04	25	0.14	62	0.34

Function	Hours	RIDDORs	RIDDOR AFR	Lost Time Incidents	Lost Time AFR	Utility Strikes	Utility Strike FR
CIP	3,002,146	2	0.07	8	0.27	15	0.50
RIP	4,932,167	0	0.00	8	0.16	29	0.59
RIP North	2,933,011	0	0.00	3	0.10	12	0.41
Midlands	888,278	0	0.00	1	0.11	3	0.34
North West	672,526	0	0.00	0	0.00	2	0.30
Yorkshire and North East	1,372,207	0	0.00	2	0.15	7	0.51
RIP South	1,999,156	0	0.00	5	0.25	17	0.85
East	500,764	0	0.00	1	0.20	2	0.40
South East	1,167,297	0	0.00	3	0.26	13	1.11
South West	331,095	0	0.00	1	0.30	2	0.60
SMP	10,417,760	6	0.06	9	0.09	18	0.17
Total	18,352,073	8	0.04	25	0.14	62	0.34

Performance by Supplier across Operations

Directorate	Operations						
Regions	Total Hours	RIDDORs	RIDDOR AFR	Lost Time Incidents	Lost Time AFR	Utility Strikes	Utility Strike FR
Midlands	4,537,696	2	0.04	12	0.26	13	0.29
South East	4,452,508	2	0.04	7	0.16	14	0.31
Yorkshire and North East	3,642,964	2	0.05	5	0.14	3	0.08
North West	2,783,960	5	0.18	12	0.43	15	0.54
South West	1,995,216	3	0.15	6	0.30	10	0.50
East	1,686,778	2	0.12	6	0.36	7	0.41
National	845,751	0	0.00	0	0.00	0	0.00
Total	19,944,873	16	0.08	48	0.24	62	0.31

Regions	Total Hours	RIDDORs	RIDDOR AFR	Lost Time Incidents	Lost Time AFR	Utility Strikes	Utility Strike FR
Midlands	4,537,696	2	0.04	12	0.26	13	0.29
Area 9	2,534,243	0	0.00	5	0.20	4	0.16
Area 7	1,702,313	0	0.00	5	0.29	9	0.53
M5 Oldbury Project	165,706	1	0.60	1	0.60	0	0.00
M6 Toll	88,434	1	1.13	1	1.13	0	0.00
DBFO - A50 / A564 Stoke to Derby	47,000	0	0.00	0	0.00	0	0.00
Yorkshire and North East	3,642,964	2	0.05	5	0.14	3	0.08
Area 12	2,266,229	0	0.00	0	0.00	1	0.04
Area 14	754,352	1	0.13	3	0.40	2	0.27
DBFO - A168 / A19 Dishforth to Tyne Tunnel	391,343	0	0.00	2	0.51	0	0.00
DBFO - A1 Darrington to Dishforth	85,977	0	0.00	0	0.00	0	0.00
North East Tech Mac Contract	58,511	0	0.00	0	0.00	0	0.00
DBFO - M1 - A1 Link Road	47,715	1	2.10	0	0.00	0	0.00
DBFO - A69 Carlisle to Newcastle	38,837	0	0.00	0	0.00	0	0.00
North West	2,783,960	5	0.18	12	0.43	15	0.54
Area 10	1,767,900	4	0.23	9	0.51	14	0.79
Area 13	974,819	1	0.10	3	0.31	1	0.10
RTMC: North West Regional Technology Contract	41,241						
Total	10,964,620	9	0.08	29	0.26	31	0.28

Supply Chain AFR RIDDOR RAG:

> 0.08

0.07 - 0.06

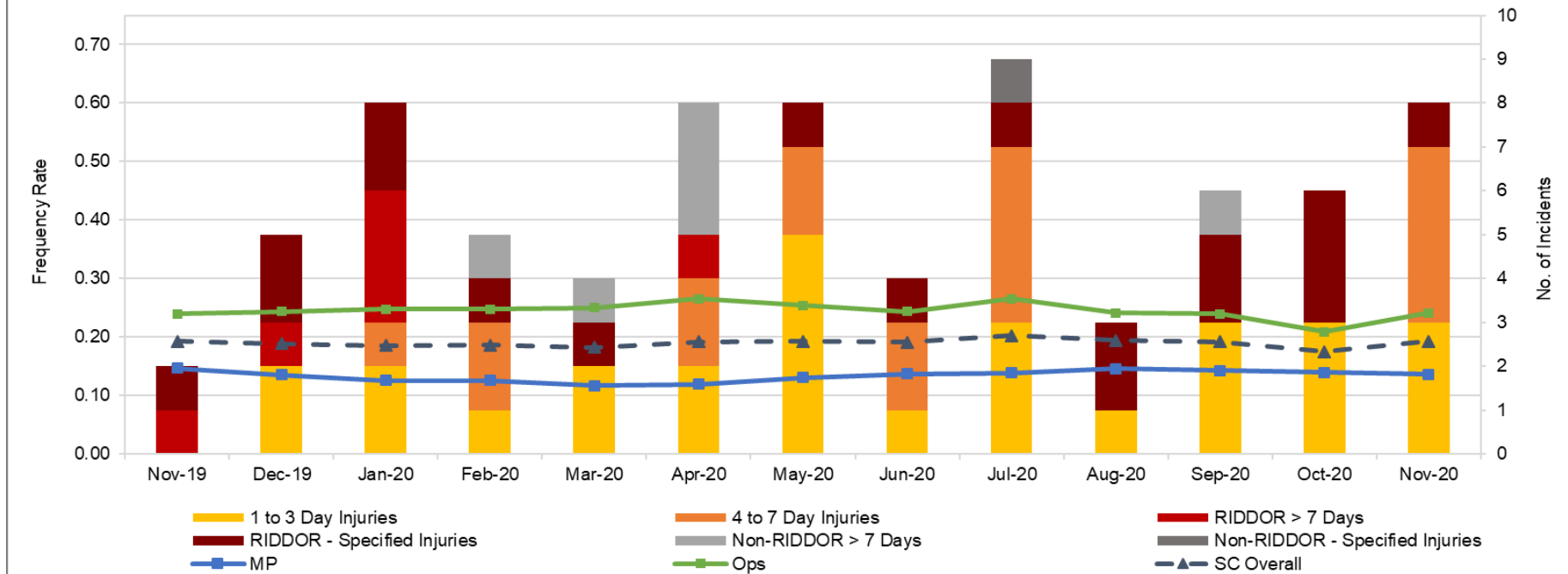
≤ 0.05

Performance by Supplier across Operations (continued)

Directorate		Operations					
Regions	Total Hours	RIDDORs	RIDDOR AFR	Lost Time Incidents	Lost Time AFR	Utility Strikes	Utility Strike FR
South East	4,452,508	2	0.04	7	0.16	14	0.31
DBFO - M25 (Area 5)	2,140,358	2	0.09	4	0.19	8	0.37
Area 4	1,172,247	0	0.00	2	0.17	4	0.34
Area 3	1,073,728	0	0.00	1	0.09	2	0.19
RTMC: M25 Regional Technology Contract	26,601	0	0.00	0	0.00	0	0.00
RTMC: South East Regional Technology	20,607	0	0.00	0	0.00	0	0.00
M20 Quick Moveable Barrier Project	18,967	0	0.00	0	0.00	0	0.00
South West	1,995,216	3	0.15	6	0.30	10	0.50
Area 1 & 2	1,802,688	3	0.17	5	0.28	10	0.55
Severn Bridge Maintenance Unit	100,376						
DBFO - A30 / A35 Exeter to Bere Regis	43,573	0	0.00	0	0.00	0	0.00
RTMC: South West Regional Technology Contract	29,018	0	0.00	0	0.00	0	0.00
Severn Bridge	19,561	0	0.00	1	5.11	0	0.00
East	1,686,778	2	0.12	6	0.36	7	0.41
Area 6 & 8	1,068,189	1	0.09	2	0.19	4	0.37
DBFO - M40 J1-15 Denham to Warwick (area 30)	316,040	1	0.32	4	1.27	2	0.63
East CDF (All Packages)	255,149	0	0.00	0	0.00	1	0.39
DBFO - A1(M) Alconbury to Peterborough	25,407						
RTMC: East Regional Technology Contract	21,993	0	0.00	0	0.00	0	0.00
National	845,751	0	0.00	0	0.00	0	0.00
NRTS - National Roads Telecommunications Services	683,266	0	0.00	0	0.00	0	0.00
NGVR National - Next Generation Vehicle Recovery	56,738	0	0.00	0	0.00	0	0.00
Redflex Speed Cameras	55,445						
Property Management, Enquiries, Sales & Estates	23,344	0	0.00	0	0.00	0	0.00
HE Efficiency and Noise Insulation Project	9,664	0	0.00	0	0.00	0	0.00
National Expert Control Room Tech Support -NECoRTS	8,882						
Expert Support for Control Room Technology(ESCoRT)	8,412						
Total	8,980,253	7	0.08	19	0.21	31	0.35

Lost Time Incidents recorded by Supplier

12 Month Rolling Frequency Rate (Supply Chain)



Road User performance - Fatality data

The National Incident Liaison Officer (NILO), Media and Police Reports provide some understanding on the number of fatalities on the strategic road network. Based on our current understanding there are 7 fatalities due to road traffic collisions and 3 suspected suicides in November. We have reviewed the historic number of fatalities in November for 2017 – 2019, this indicates that the average number of fatalities was 21. We were also informed of an additional fatal collision which occurred on the 30th October which was not reported last month but is detailed in this report.

Fatal Collision and Casualty Summary Data October 2020

Ref	Date of Incident	Location	Incident Vehicles Involved	No. of Fatalities
1	30/10/2020 22:35	A49, Woofferton , Shropshire	2 Cars	1

Fatal Collision and Casualty Summary Data November 2020

Ref	Date of Incident	Location	Incident Vehicles Involved	No. of Fatalities
2	03/11/2020 11:32	A46, Wychavon, Warwickshire	1 HGV, 1 Car	1
3	08/11/2020 11:50	A2070, Brenzette , Kent	1 Car, 1 Motorcycle, 1 Horse & Cart	1
4	14/11/2020 17:15	M6, Corley, Warwickshire	1 Car	1
5	17/11/2020 08:33	M271, Southampton, Hampshire	2 Vans, 1 LGV, 1 Car	1
6	18/11/2020 00:52	M25, Runnymede, Surrey	1 Minibus, 1 Motorcycle	1
7	26/11/2020 18:56	A21, Tunbridge Wells, Kent	1 Car	1
8	29/11/2020 07:12	A5, Atherstone, Warwickshire	1 HGV, 1 Car	1
Total				7

Suspected Suicides Summary Data November 2020

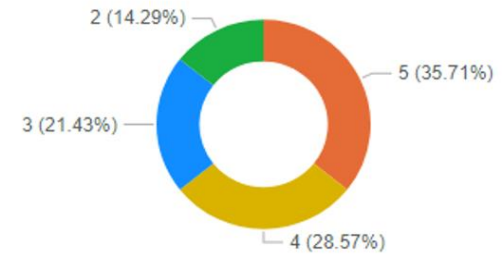
Ref	Date of Incident	Location	Incident Vehicles Involved	No. of Fatalities
9	08/11/2020 09:16	M55, Preston, Lancashire	1 Car, 1 Pedestrian	1
10	19/11/2020 07:35	M6 Toll, Lichfield, West Midlands	1 Pedestrian	1
11	22/11/2020 16:06	M62, St Helens, Merseyside	1 LGV, 1 Pedestrian	1
Total				3

Utility Strikes recorded by Supplier

Directorate	Infrastructure Asset	Near Miss	Undesired Circumstance	Total
Lower Thames Crossing	1		0	1
Major Projects	62	9	1	72
Operations	62	2	1	65
Supply Chain	125	11	2	138

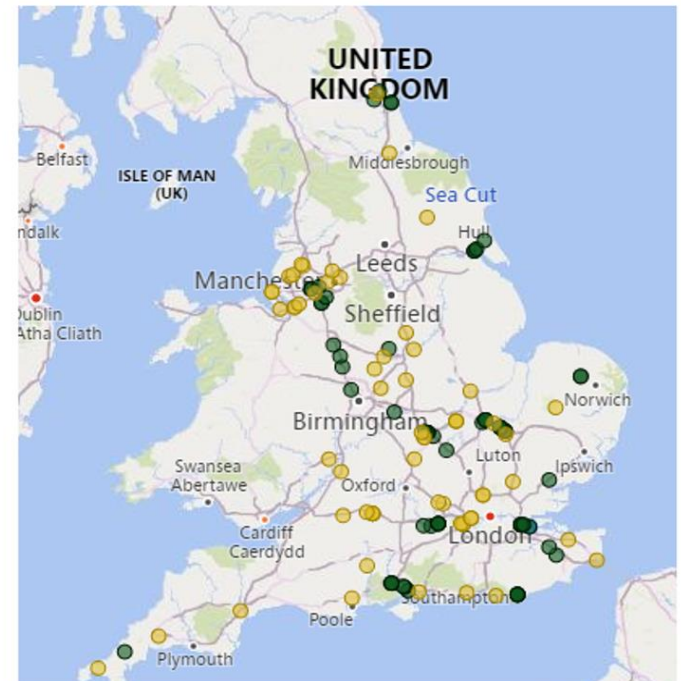
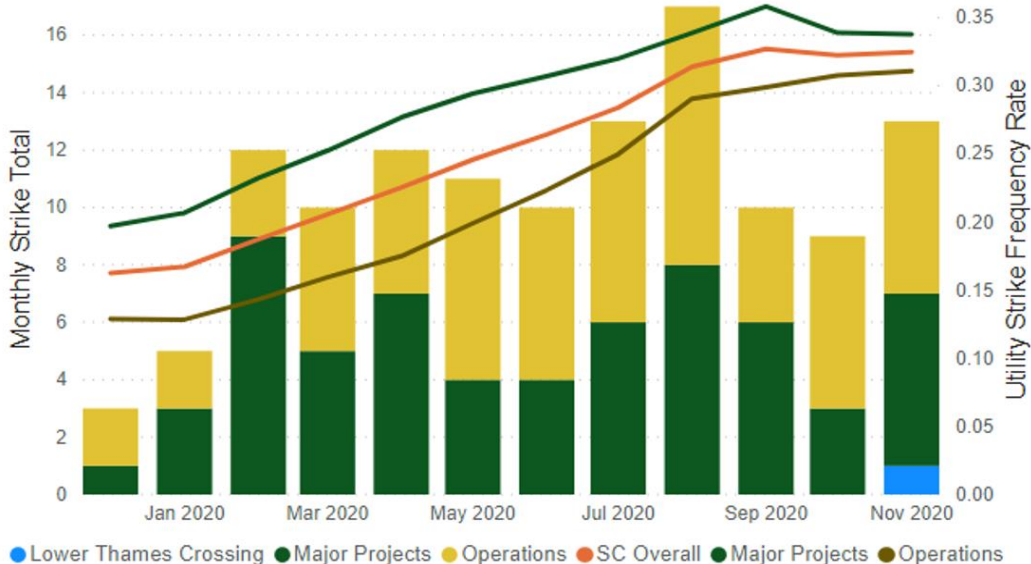
Directorate	12m Rate	Other Cables/Pipelines	Electricity	Water	Gas	CCTV	Total
Lower Thames Crossing	0.54	0	0	0	1	0	1
Major Projects	0.34	22	22	10	3	4	62
Operations	0.31	25	28	5	1	3	62
Supply Chain	0.32	47	50	15	5	7	125

In Month Strikes ● Other Cable... ● Electricity ● Water ● Gas ● CCTV




● Lower Thames Crossing ● Major Projects ● Operations

Utility Strikes Reported per Month and Frequency Rates



Summary of Significant Supply Chain Incidents reported

Operations – 1 to 3 Day Injury	
DBFO - M40 J1-15 Denham to Warwick (area 30)	An operative had stopped on the hard shoulder to collect a piece of debris. Whilst exiting the vehicle from the safe side he stepped out onto an uneven piece of grass. At this point his foot dropped down a slight decline and his ankle twisted. Airswab 125561
07/11/2020	
Fell, slipped, or tripped on same level - Ankle/Foot	
Contractor: Egis	
Employer: Egis	
Lower Thames Crossing – 4 to 7 Day Injury	
Lower Thames Crossing	An operative had noticed that a set of goal posts had fallen over, with a vehicle parked beyond the goal posts. As they proceeded to re-erect the goal posts, a pick-up truck belonging to SOCOTEC drove underneath the goal posts. As tension was made in the string, this tugged the opposing goal post and struck the passenger side of the vehicle. The passenger window was open, and the passenger was struck by the top end of the goalpost. Airswab 126176
11/11/2020	
Hit by a moving or falling object - Eyes	
Contractor: Balfour Beatty	
Employer: Perfect Circle/Aecom	
Major Projects – 4 to 7 Day Injury	
SMP M62 Junctions 20-25	While undertaking night time surveys (locating a manhole), a drainage operative slipped, injuring their ankle. Airswab 126472
17/11/2020	
Fell, slipped, or tripped on same level - Ankle/Foot	
Contractor: Costain	
Employer: Costain	
Operations – Specified Injury	
Area 10 North West region	A traffic management crew were close coning the central reservation within a full closure. Once complete and the vehicle was parked up, an operative climbed down from the vehicle using an incorrect method. His trousers caught on the raised side panel as he lifted his leg over it, which resulted in him falling head first from the vehicle. He stuck his hands out to protect himself, which resulted in a fracture and broken bone to his left wrist. Airswab 126455
18/11/2020	
Fall from Height - Wrist	
Contractor: Colas Ltd	
Employer: Colas Ltd	



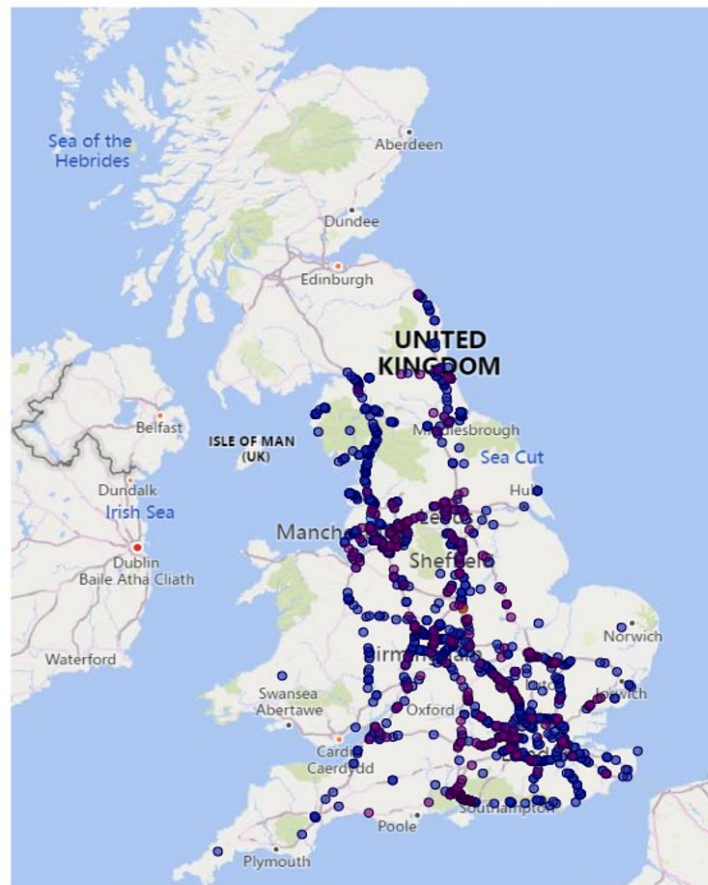
Summary of Significant Supply Chain Incidents reported – continued.

Operations – 1 to 3 Day Injury	
Area 1 & 2, Salisbury Street Light Scheme	An operative slipped whilst installing shuttering with an excavation. Access to the excavation was provided by excavating a step. Whilst stood on the step, the operative slipped and fell onto his backside (effectively sitting down as he slipped). Airsweb 126600
18/11/2020	
Fell, slipped, or tripped on same level - Back/Spine	
Contractor: Carnell	
Employer: Carnell	
Operations – 4 to 7 Day Injury	
Area 10, M60, J22, Near Stockport	An operative was tasked to remove a "Men at work" sign plate from a temporary sign frame. As he went to load the sign plate on the lorry, he slipped on leaves on the hard shoulder. He landed on the barrier, hurting his back, arm and grazing his leg. Airsweb 126654
19/11/2020	
Fell, slipped, or tripped on same level – Back/Spine, Leg, Lower Arm	
Contractor: <u>Amey</u>	
Employer: <u>Amey</u>	
Operations – 4 to 7 Day Injury	
Area 7, A1, Southbound, Near Markham Moor	An IPV had been deployed as part of cyclical works to protect workforce undertaking work activities. A member of the travelling public fell asleep whilst approaching works area, colliding with the IPV. No injuries were reported at the time of event, however, subsequently the operative has since suffered discomfort, resulting in a total of five days lost (to date). The member of the public was not injured as a result of the event and apologised and admitted falling asleep at the wheel. Airsweb 127035
24/11/2020	
IPV Strike – Back/Spine	
Contractor: <u>Amey</u>	
Employer: <u>Amey</u>	
Operations – 1 to 3 Day Injury	
Area 10, M62 Jct. 8 roundabout	An operative was sign cleaning, filling a small bucket with water by tilting a 25lt bucket of water to one side which was on the back of the vehicle. The operative was stood at the side the vehicle to do this. As he turned to walk away with the bucket (with approx. 5 litres of water in it) he felt a pain in his back describing it as muscle pain near his spine like a spasm. Airsweb 127411
24/11/20 (Late report 1/12/20)	
Injured while handling lifting or carrying – Back/Spine	
Contractor: <u>Amey</u>	
Employer: <u>Amey</u>	



Vehicle incursions into roadworks

Event Type ● Asset Security ... ● Near Miss ● Personal Illn... ● Undesired ...



Map displaying previous 12 months events.

Directorate	September 2020	October 2020	November 2020	Total
Highways England	8	3	2	13
Near Miss	6	3	1	10
Undesired Circumstance	2		1	3
Major Projects	44	131	70	245
Near Miss	28	47	27	102
Undesired Circumstance	16	84	43	143
Operations	84	81	48	213
Near Miss	73	69	46	188
Undesired Circumstance	11	12	2	25
TO/ROC	33	46	40	119
Near Miss	28	35	27	90
Undesired Circumstance	5	11	13	29
Total	169	261	160	590

No Personal Injury Events were recorded in the past 3 months due to an Incursion

Impact Protection Vehicle (IPV) Strikes

Event Type ● Asset Security ... ● Near Miss ● Personal Illn... ● Undesired ...



Map displaying previous 12 months events.

Directorate	September 2020	October 2020	November 2020	Total
Major Projects		1	1	2
Asset Security or Personal Security		1	1	2
Operations			2	2
Near Miss			1	1
Personal Illness or Injury			1	1
Total		1	3	4

Directorate	Site/Project	Date	Event Subtype	Description of the Event
Operations	Area 6 & 8	19 November 2020	High Potential non-RIDDOR chance avoidance	IPV was stationary in lane one whilst putting out signage on hard shoulder. Bitumen tanker in lane one drove straight into IPV. Tanker leaked onto highway.
Major Projects	MP-0147 - M1 J13-16	19 November 2020	Property Damage - Incidental	On Thursday 19th November 20 an IPV was sent to attend a break down within the scheme. The IPV was deployed in lane 1 with the arrow right to signal to oncoming traffic. A Mick George 8 wheeled tipper was moving over from lane 1 to lane 2 at last minute and hit the offside corner of the deployed cushion. Although Mick George are carrying out the groundworks on this scheme the Mick George wagon was not working on this scheme at the time and had come from a nearby project in Daventry. No Injuries was sustained.
Operations	Area 7	24 November 2020	4 to 7 Day Injury	A MOP has admitted to the Police that he fell asleep and struck the rear of the IPV whilst deployed protecting a works vehicle.

Infrastructure Incidents including Bridge Strikes

Event Type ● Infrastructure Asset



Map displaying previous 12 months events.


Directorate	September 2020	October 2020	November 2020	Total
Highways England	1			1
Infrastructure Asset	1			1
Operations	1		1	2
Infrastructure Asset	1		1	2
Total	2		1	3

Directorate	Site/Project	Date	Event Subtype	Description of the Event
Operations	Area 12	25 November 2020	Failure of Infrastructure Asset	During overnight scheme inspection of Service Bay Grills on Rainstorth Bridge (M1 SB) it was identified that 5 of the 8 fixings holding the mesh grills in place had degraded leaving only 3 fixings left to restrain section of the service grills over a 4.1m length above Lane 1 (see red line location on photo below). This was identified as a potential safety issue were any / all of the 3 remaining fixings to fail as the grills / angle could fall into the carriageway.

Site Inspections undertaken in November 2020

	Number of inspections	No. observations Status (Red)	No. observations Status (Amber)	No. observations Status (Green)	No. observations Blue Star
Major Projects	20	6	43	152	1
Operations	22		15	596	
Totals	42	6	58	748	1

Key to non-conformance RAG status:

Red	Non-conformance with legislation or Raising the Bar (RtB) requirements
Amber	RtB requirements not adopted everywhere on site or in full, and negative observation
Green	Positive observation relating to management of top risks
	Exceptional performance or new initiative not widely used on another site

Blue Star(s) Awarded – 1

Department	Site/Project	Date	Category	Finding
Major Projects	MP-0207 - A19 Norton to Wynyard PCF Stage 1	25/11/2020	Fatigue / Stress	In addition to safety stand downs to discuss mental health issues, winter wellbeing, and men's health the team have identified the need to support mental health first aiders - a subject which is often overlooked. The provision of support meetings bolsters existing arrangements, and demonstrates an overall commitment to improve wellbeing

Division	Section	Question	Red		Amber	
			Identified	Actions	Identified	Actions
Operations	Documentation	CDM			1	
		Permits			1	
	Housekeeping	Site Tidiness			1	
		Slip, Trips, Falls			2	
	Lifting Operations	Other Plant used for Lifting			1	
		Near Miss / Don't Walk By			1	
	Management Arrangements	PPE			1	
		Supervision			1	
		Management of Traffic, Mobile Plant and Vehicles	Traffic Management			2
	Traffic Routes				1	
	Office / Welfare Facilities	Toilets			1	
	Workforce Communication	Inductions			1	
		Safety Alerts			1	
		Grand Total			15	

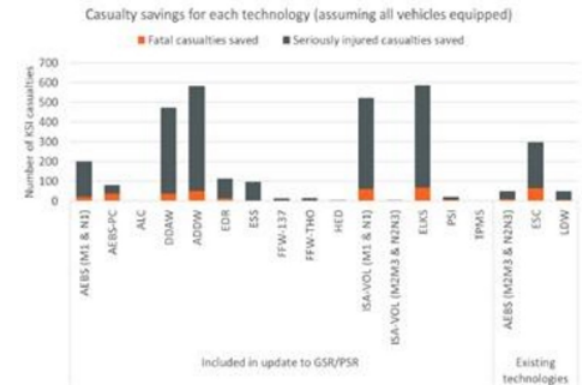
Site Inspections undertaken in November 2020 - continued

Division	Section	Question	Red		Amber	
			Identified	Actions	Identified	Actions
Major Projects	Documentation	Behavioural Based Safety			1	1
		Permits			1	1
		RAMS			1	1
	Electrical Safety	Fixed Installations / Appliances			1	1
	Housekeeping	Site Tidiness			2	2
		Slip, Trips, Falls			2	2
		Spill Kits			1	1
		Storage of Materials			3	3
		Task Lighting			1	1
	Lifting Operations	Other Plant used for Lifting	1	1		
	Management Arrangements	Accident Reporting and Investigation	1	1		
		Competence			1	1
		PPE			1	1
		Supervision			1	
	Management of Traffic, Mobile Plant and Vehicles	Mobile Plant	1		4	4
		Segregation			3	1
		Site Security			1	1
		Temporary Barriers			2	1
		Traffic Management	1	1	2	1
		Vehicles			4	4
	Occupational Health	Noise			1	1
	Office / Welfare Facilities	Canteen / Rest Area			3	2
		Fire Extinguishers			1	1
		Toilets			2	2
		Work at Height and Associated Activities	Embankments			1
	Scaffolding				1	1
	Workforce Communication	Behavioural Based Safety			2	2
		Daily Briefings	1			
		Inductions	1	1		
Grand Total			6	4	43	37

Road User Performance and Road User Safety

Road User Performance Updates

- We have finalised the Phase 1 report for the **Vehicle Technology Developments & Safety Improvements project**, looking at how future developments in vehicle safety technologies may have an impact on delivering our RIS2 KSI reduction targets. The 17 technologies examined are to be fitted to new vehicles sold from 2022 through an update to the EC's General Safety Regulations (GSR) and Pedestrian Safety Regulations (PSR). It is not yet clear whether the UK government will adopt the updated GSR and PSR. The report analyses a range of existing research to understand the demographics of the collisions the systems will seek to mitigate, and what casualty reduction could potentially be realised by each technology. The report also identifies where data is missing and where it is necessary to make working assumptions. The findings of the report identify the three technologies that may be most effective on the SRN in the future. These are: system for driver drowsiness and attention warning (AADW), intelligent speed assistance (ISA) and emergency lane keeping (ELK). The report also highlights that Highways England could potentially accelerate the realisation of the benefits of these systems. This could be done by developing interventions that encourage earlier uptake of the technologies before they become mandatory. There are significant limitations to the data currently available, preventing a full and accurate impact of these safety technologies. Consequently, further work is proposed to refine the data to give a clearer picture. For example, multiple technologies can mitigate the same collision types, resulting in double counting if the casualty reduction potential of each were to be summed together. Also, the current data does not account for the rate of fleet turnover, instead identifying the impact based on an assumption that all vehicles were fitted with the new technologies. The full report can be found [here](#) and summary slides [here](#). The Road User Safety – People Team will, subject to IDC approval, look to take forward the findings of the report through a Phase 2 piece of work in the 20/21 FY.
- Our **Regional Safety Coordinators** continue to deliver a range of activities, including working with Northumbria Police to help them establish a force Commercial Vehicle Unit which will target vehicles using the A1 and A19. We are supporting them with officer training and sharing out resources and initiatives and we are also seeking to establish an agreement over the activities carried out by the force and data sharing. We have had two partnerships relaunch their strategies this week. [Vision Zero Partnership](#) from Cambridgeshire and [Safer Essex Roads Partnership \(SERP\)](#) both have new strategies embracing Vision Zero and the Safe Systems approach. We have had significant input into the development of these strategies and we led on the Post Collision Response Pillar for Cambridgeshire. In addition, SERP have also launched a [DfBB](#) offer this week to businesses in the Essex Area. It has been developed in partnership with [Traject Consultancy](#) who have worked closely with the [DfBB](#) team and this will be extended across the region to other partnerships. We supported the [National Lorry Week](#) event as part of Road Safety Week at the Lymm Truck Wash in the North West with representation from Road Haulage Association (RHA) and [NaVCIS](#): Vehicle Crime Intelligence Police Service. Over 500 drivers received information containing industry advice.



Road User Performance and Road User Safety – continued.

- Driving for Better Business and CALM have launched [CALM Driver](#) to mark International Men's Day and National Lorry Week with help from England International Rugby player, Joe Marler, who is also a CALM Ambassador. DfBB, with the CVIP Team, have created 20,000 driver information packs for employers to place in their vehicles. The packs contain a flyer and stickers that make drivers aware of CALM's free and confidential helpline and webchat for anyone who needs to talk about the issues they are facing. The Driving for Better Business Programme is also supporting the Close Following Trial by producing an article to be promoted through the DfBB network and partner networks and pointing to resources provided by the Safer People Team.



Health, Safety & Wellbeing Team Update

- **Safety Alerts:** There have been 4 Safety Alerts issued in the month of November:
 - HEi194 - Highways England for Information Safety Alert - [Vehicle compliance checks](#) - recalled
 - HEi195 - Highways England for Action Safety Alert - [Vehicle compliance checks](#)
 - HEi196 - Highways England for Action Safety Alert [Fractured Ankle Safety Alert](#)
 - HEi197 - Highways England for Action Safety Alert - [Vehicle compliance checks](#)
- **You said we did:** Following feedback from last year's engagement survey results across the Health, Safety and Wellbeing Division, Engagement Champions and the Occupational Health and Wellbeing team have put together a [Running meetings WELL](#) best practice guide. This provides helpful tips from planning and setting up the meeting, to participating and chairing the meeting with everyone's wellbeing in mind. We all have an important part to play. From the colleague who slots the calendar appointment in the diary; to the person responsible for leading the meeting; and all the people in-between who join physically around the table or virtually on screen. This guide has been rolled out across Highways England in Team Talk and Update.