

May 2021

Summary Health Safety & Wellbeing Performance Report

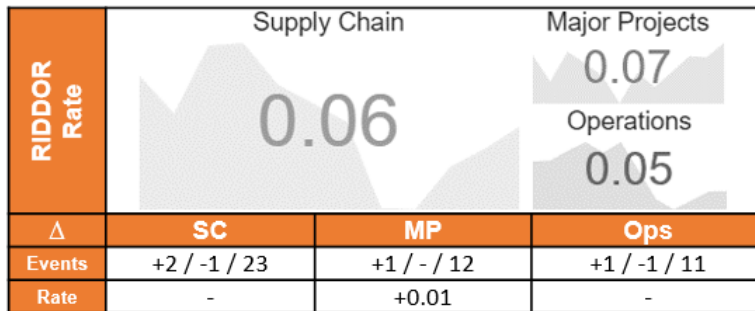
Board Sponsor: Alan Cumming
Executive Sponsor: Mike Wilson
Author: Mark Byard

Executive Summary

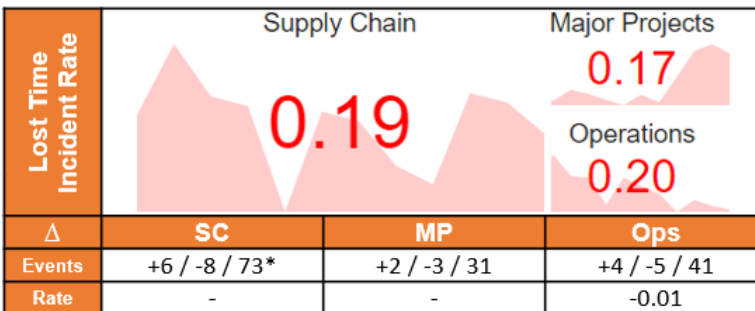
TARGETS

0.13

0.18

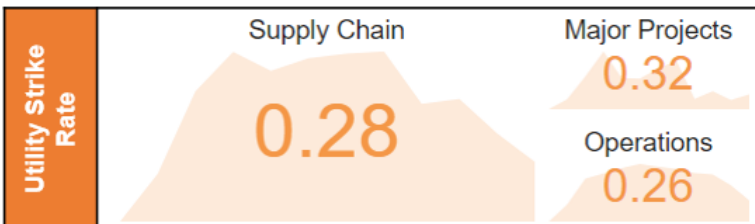


The 3 Numbers; In Month Incidents / Out of Scope Incidents / Total 12 Month Incidents



The 3 Numbers; In Month Incidents / Out of Scope Incidents / Total 12 Month Incidents

*+1 LTI for LTC



All data included within this report is up to date as of **2 June 2021**. This performance report is provided to assist the Board and Executive to fulfil their leadership and management responsibilities in respect of health and safety. All incidents within the report have been reviewed by the Health, Safety & Wellbeing Division.

Hours worked

Lower Thames Crossing

316,505	7.49%	23,697	8.09%
12 Month Total	12 Month Change	Current Month	1 Month Change

Major Projects

18,383,051	0.23%	1,480,381	0.23%
12 Month Total	12 Month Change	Current Month	1 Month Change

Operations

20,288,413	-0.32%	1,596,943	-0.32%
12 Month Total	12 Month Change	Current Month	1 Month Change

RIDDOR & Lost Time Incident frequency rates

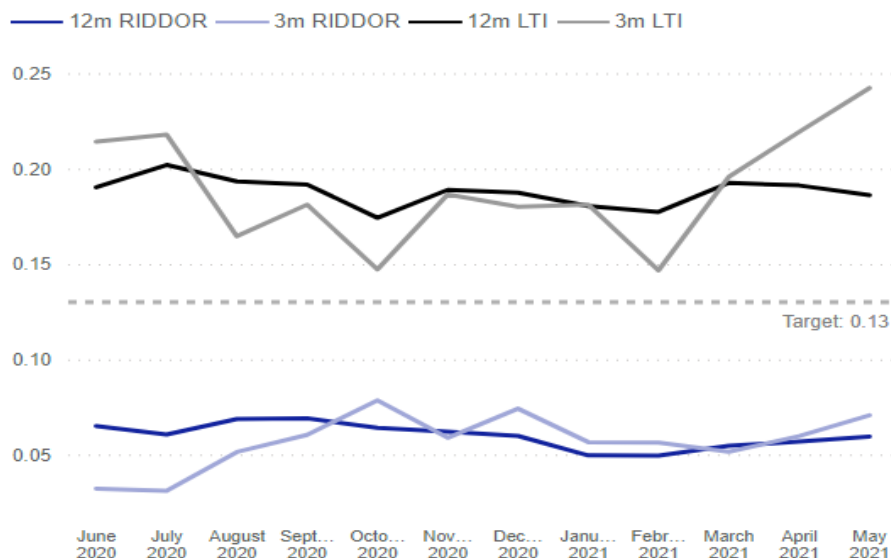
RIDDORs

Directorate	In Month	Rate	3 Months	Rate	12 Months	Rate
Lower Thames Crossing	0	0.00	0	0.00	0	0.00
Major Projects	1	0.07	2	0.04	12	0.07
Operations	1	0.06	5	0.10	11	0.05
Supply Chain	2	0.06	7	0.07	23	0.06

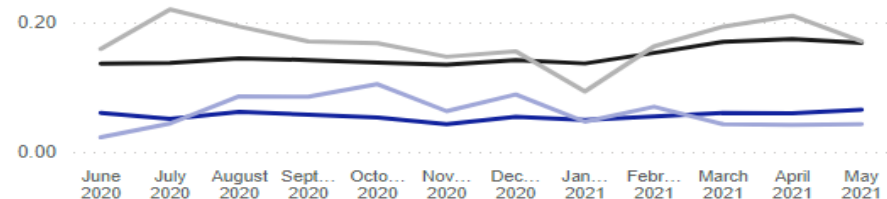
Lost Time Incidents

Directorate	In Month	Rate	3 Months	Rate	12 Months	Rate
Lower Thames Crossing	0	0.00	0	0.00	1	
Major Projects	2	0.14	8	0.17	31	0.17 !
Operations	4	0.25	16	0.31	41	0.20 ✖
Supply Chain	6	0.19	24	0.24	73	0.19 ✖

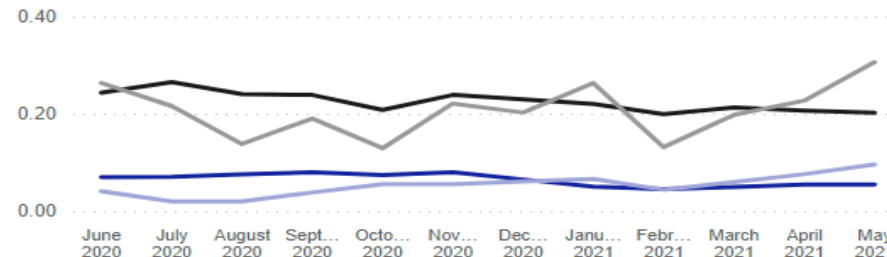
Supply Chain



Major Projects



Operations






Note: The data for the Lower Thames Crossing in the tables, is 1 and 3 month rolling data due to the directorate change reflected in reporting from 1/11/20.

Red ✖	Amber !	Green ✓
> 0.18	0.14-0.17	< 0.13




RAG ranges in-line with 21/22 vesting ranges

Targets

LTIs

Red 	Amber 	Green 
> 0.18	0.14-0.17	< 0.13

Utility Strikes

Red 	Amber 	Green 
> 0.48	0.19-0.47	< 0.18

Performance by Supplier across the Supply Chain

Supplier Name	Total Hours	Lost Time Incidents	Lost Time AFR	RIDDORs	RIDDOR AFR	Utility Strikes	Utility Strike FR
Kier	5,961,264	9	0.15	4	0.07	9	0.15
Balfour Beatty	5,764,602	6	0.10	3	0.05	14	0.24
Costain	4,288,737	8	0.19	1	0.02	8	0.19
Aone+	2,601,334	1	0.04	0	0.00	1	0.04
Connect Plus	2,289,718	3	0.13	1	0.04	8	0.35
BAM Nuttall	2,158,532	4	0.19	3	0.14	9	0.42
Amey	1,709,118	5	0.29	1	0.06	2	0.12
Ringway Ltd	1,052,938	4	0.38	2	0.19	3	0.28
Aecom	1,012,917	2	0.20	1	0.10	1	0.10
Skanska	821,338	2	0.24	0	0.00	5	0.61
Telent	805,760	2	0.25	1	0.12	0	0.00
Carnell Support Services Ltd	720,641	6	0.83	1	0.14	7	0.97
Chevron	646,368	3	0.46	0	0.00	0	0.00
Galliford Try	563,984	1	0.18	0	0.00	3	0.53
Autolink Concessionaires (A19) Ltd	390,096	1	0.26	0	0.00	0	0.00
Interserve	337,063	1	0.30	0	0.00	3	0.89
Graham Construction	322,224	0	0.00	0	0.00	2	0.62
John Sisk	309,620	0	0.00	0	0.00	1	0.32
Egis	309,078	2	0.65	0	0.00	2	0.65
Colas	283,945	2	0.70	1	0.35	4	1.41
Volker Fitzpatrick	275,704	1	0.36	0	0.00	7	2.54
Sir Robert McAlpine	275,347	0	0.00	0	0.00	1	0.36
CHC Highways	258,944	1	0.39	0	0.00	0	0.00
Osborne	219,720	2	0.91	1	0.46	4	1.82
Amey Facilities	211,335	1	0.47	0	0.00	0	0.00
Perfect Circle	184,963	0	0.00	0	0.00	1	0.54
M J Church	172,824	1	0.58	0	0.00	7	4.05
AE Yates	91,798	0	0.00	0	0.00	1	1.09
J McCann	66,718	0	0.00	0	0.00	1	1.50
Balvac	63,903	2	3.13	0	0.00	1	1.56
Joe Roocroft & Sons Ltd	54,306	0	0.00	0	0.00	1	1.84
Ground Control	45,108	0	0.00	0	0.00	1	2.22
Road Management Services	42,308	1	2.36	1	2.36	0	0.00
R W Civil Engineering	40,989	1	2.44	1	2.44	0	0.00
Idverde	35,100	0	0.00	0	0.00	1	2.85
Dyer and Butler	33,836	0	0.00	0	0.00	1	2.96
Forkers Ltd	29,242	0	0.00	0	0.00	2	6.84
Jointline Limited	20,649	0	0.00	1	4.84	0	0.00
RPS Group	438	1	228.31	0	0.00	0	0.00
Total	38,987,969	73	0.19	23	0.06	111	0.28

Performance by Supplier across Major Projects

Directorate	Major Projects						
Function	Hours	Lost Time Incidents	Lost Time AFR	RIDDORs	RIDDOR AFR	Utility Strikes	Utility Strike FR
CIP	1,477,451	5	0.34	1	0.07	6	0.41
RIP	6,893,973	13	0.19	1	0.01	27	0.39
SMP	10,011,627	13	0.13	10	0.10	25	0.25
Total	18,383,051	31	0.17	12	0.07	58	0.32

Directorate	Major Projects						
Function	Hours	Lost Time Incidents	Lost Time AFR	RIDDORs	RIDDOR AFR	Utility Strikes	Utility Strike FR
CIP	1,477,451	5	0.34	1	0.07	6	0.41
RIP	6,893,973	13	0.19	1	0.01	27	0.39
RIP North	4,308,563	8	0.19	1	0.02	14	0.32
Midlands	1,163,447	1	0.09	0	0.00	5	0.43
North West	1,078,746	2	0.19	1	0.09	2	0.19
Yorkshire and North East	2,066,370	5	0.24	0	0.00	7	0.34
RIP South	2,585,410	5	0.19	0	0.00	13	0.50
East	721,512	2	0.28	0	0.00	1	0.14
South East	1,351,238	2	0.15	0	0.00	11	0.81
South West	512,660	1	0.20	0	0.00	1	0.20
SMP	10,011,627	13	0.13	10	0.10	25	0.25
Total	18,383,051	31	0.17	12	0.07	58	0.32

Targets

LTIs

Red	Amber	Green
> 0.18	0.14-0.17	< 0.13

Utility Strikes

Red	Amber	Green
> 0.48	0.19-0.47	< 0.18




Performance by Supplier across Operations

Directorate	Operations						
Regions	Total Hours	Lost Time Incidents	Lost Time AFR	RIDDORs	RIDDOR AFR	Utility Strikes	Utility Strike FR
South East	4,362,216	5	0.11	2	0.05	10	0.23
Midlands	4,119,596	10	0.24	1	0.02	10	0.24
Yorkshire and North East	3,437,596	2	0.06	0	0.00	2	0.06
North West	2,642,277	9	0.34	3	0.11	10	0.38
East	2,405,085	5	0.21	1	0.04	6	0.25
South West	2,220,096	7	0.32	3	0.14	14	0.63
National	1,101,547	3	0.27	1	0.09	0	0.00
Total	20,288,413	41	0.20	11	0.05	52	0.26




Directorate	Operations						
Regions	Total Hours	Lost Time Incidents	Lost Time AFR	RIDDORs	RIDDOR AFR	Utility Strikes	Utility Strike FR
South East	4,362,216	5	0.11	2	0.05	10	0.23
DBFO - M25 (Area 5)	2,289,718	3	0.13	1	0.04	8	0.35
Area 3	989,965	0	0.00	0	0.00	1	0.10
Area 4	881,495	2	0.23	1	0.11	1	0.11
M20 Quick Moveable Barrier Project	151,017	0	0.00	0	0.00	0	0.00
RTMC: M25 Regional Technology Contract	27,515	0	0.00	0	0.00	0	0.00
RTMC: South East Regional Technology	22,506	0	0.00	0	0.00	0	0.00
Midlands	4,119,596	10	0.24	1	0.02	10	0.24
Area 9	2,399,066	5	0.21	0	0.00	5	0.21
Area 7	1,671,709	5	0.30	1	0.06	5	0.30
DBFO - A50 / A564 Stoke to Derby	48,821	0	0.00	0	0.00	0	0.00
Yorkshire and North East	3,437,596	2	0.06	0	0.00	2	0.06
Area 12	2,048,917	0	0.00	0	0.00	1	0.05
Area 14	768,218	1	0.13	0	0.00	1	0.13
DBFO - A168 / A19 Dishforth to Tyne Tunnel	390,096	1	0.26	0	0.00	0	0.00
DBFO - A1 Darrington to Dishforth	89,020	0	0.00	0	0.00	0	0.00
North East Tech Mac Contract	57,679						
DBFO - M1 - A1 Link Road	48,393						
DBFO - A69 Carlisle to Newcastle	35,273	0	0.00	0	0.00	0	0.00

Targets

LTIs

Red 	Amber 	Green 
> 0.18	0.14-0.17	< 0.13

Utility Strikes




Red 	Amber 	Green 
> 0.48	0.19-0.47	< 0.18

Performance by Supplier across Operations (continued)




Directorate	Operations						
Regions	Total Hours	Lost Time Incidents	Lost Time AFR	RIDDORs	RIDDOR AFR	Utility Strikes	Utility Strike FR
North West	2,642,277	9	0.34	3	0.11	10	0.38
Area 10	1,677,454	5	0.30	1	0.06	9	0.54
Area 13	948,202	4	0.42	2	0.21	1	0.11
RTMC: North West Regional Technology Contract	16,621						
East	2,405,085	5	0.21	1	0.04	6	0.25
Area 6 & 8	2,004,415	2	0.10	0	0.00	4	0.20
DBFO - M40 J1-15 Denham to Warwick (area 30)	309,078	2	0.65	0	0.00	2	0.65
DBFO - A1(M) Alconbury to Peterborough	30,069	1	3.33	1	3.33	0	0.00
East CDF (All Packages)	25,812	0	0.00	0	0.00	0	0.00
RTMC: East Regional Technology Contract	23,472	0	0.00	0	0.00	0	0.00
DBFO - A419 / A417 Swindon to Gloucester	12,239						
South West	2,220,096	7	0.32	3	0.14	14	0.63
Area 1 & 2	2,049,791	7	0.34	3	0.15	14	0.68
Severn Bridge	56,192	0	0.00	0	0.00	0	0.00
DBFO - A30 / A35 Exeter to Bere Regis	44,490	0	0.00	0	0.00	0	0.00
Severn Bridge Maintenance Unit	37,171	0	0.00	0	0.00	0	0.00
RTMC: South West Regional Technology Contract	32,452	0	0.00	0	0.00	0	0.00
National	1,101,547	3	0.27	1	0.09	0	0.00
NRTS - National Roads Telecommunications Services	732,267	2	0.27	1	0.14	0	0.00
Highways England TFM	211,335	1	0.47	0	0.00	0	0.00
NGVR National - Next Generation Vehicle Recovery	55,604	0	0.00	0	0.00	0	0.00
Redflex Speed Cameras	53,427						
Property Management, Enquiries, Sales & Estates	24,250	0	0.00	0	0.00	0	0.00
National Expert Control Room Tech Support -NECoRTS	22,430						
HE Noise Insulation Project	2,234	0	0.00	0	0.00	0	0.00

Targets

LTIs

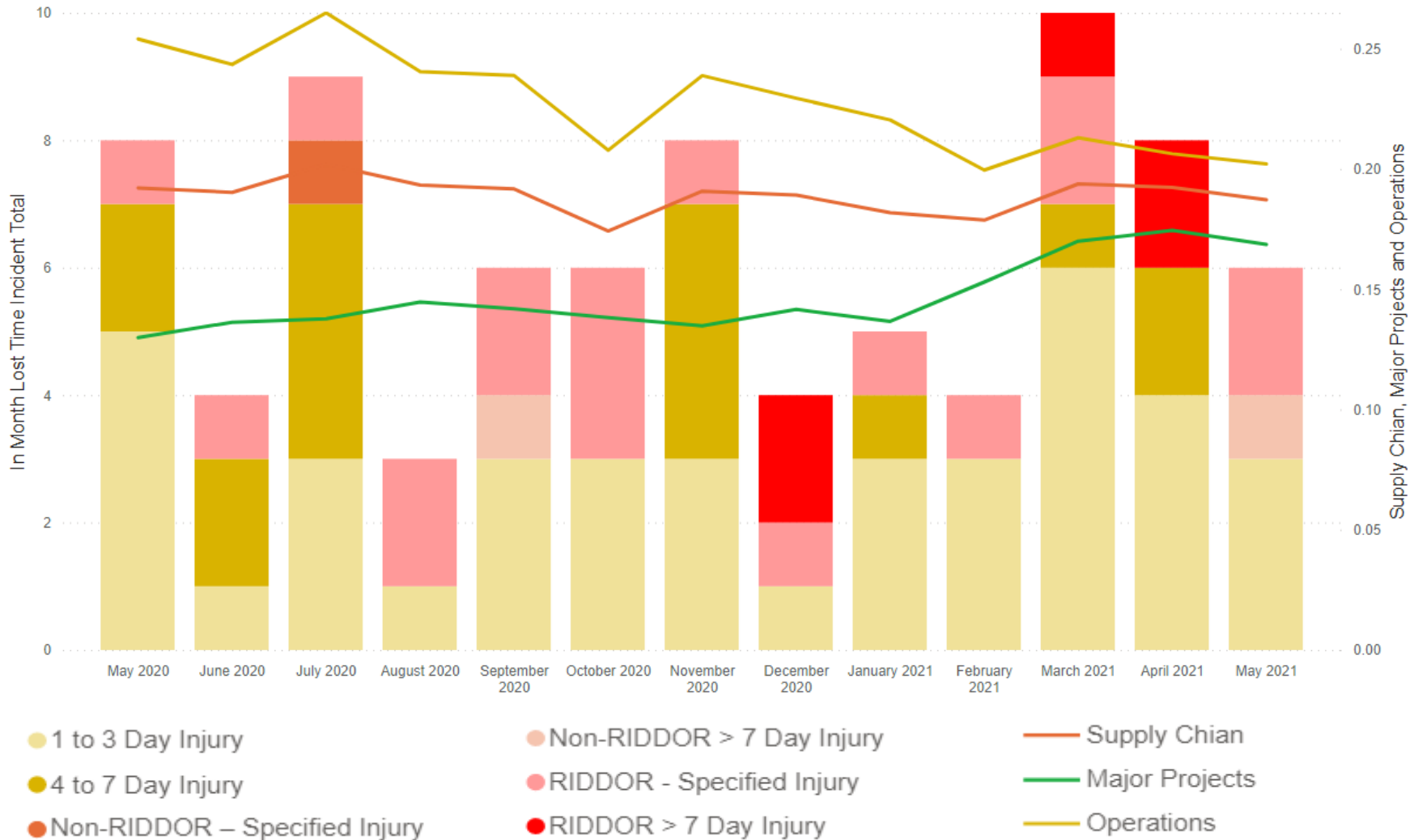
Red 	Amber 	Green 
> 0.18	0.14-0.17	< 0.13

Utility Strikes

Red 	Amber 	Green 
> 0.48	0.19-0.47	< 0.18

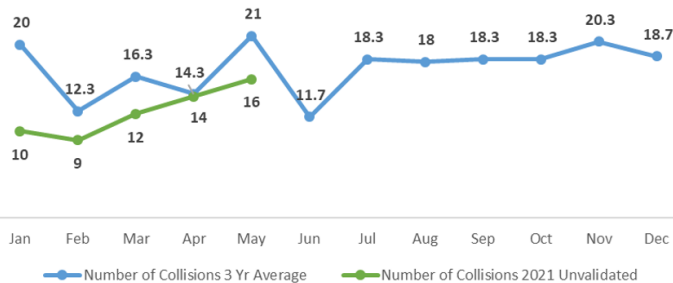
Lost Time Incidents recorded by Supplier

Supply Chain Lost Time Incident Rate and Event Type

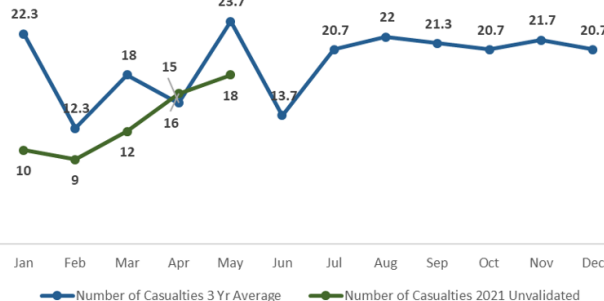


Road User performance - Fatality data

Number of Fatal Collisions by Month 2017 - 2019 Average and 2021 to Date



Number of Fatal Casualties by Month 2017 - 2019 Average and 2021 to Date



Fatal Collisions Rolling 12-Month Overview
Previous 11 months in yellow and for May 2021 in red

Ref	Date of Incident	Location	Road Type	Road Works	Incident Vehicles Involved	No. of Fatalities
1	03/05/2021 23:59	A64, York, North Yorkshire	A	No	1 Car	2
2	07/05/2021 15:06	M4, Slough, Berkshire	M	Yes	1 Car, 1 Motorcycle	1
3	08/05/2021 13:19	M66, Bury, Greater Manchester	M	No	1 Car	1
4	08/05/2021 22:58	A14, Woolpit, Suffolk	A	No	1 HGV, 1 Pedestrian	1
5	10/05/2021 11:14	A585, Thornton, Lancashire	A	No	1 LGV, 1 Car	1
6	13/05/2021 01:37	A19, Sunderland, Tyne & Wear	A	No	1 Car, 1 Bicycle	1
7	13/05/2021 09:16	A14, Fen Ditton, Cambridgeshire	A	No	1 HGV, 1 Pedestrian	1
8	13/05/2021 21:34	M4, Chieveley, Berkshire	M	No	2 Cars	1
9	19/05/2021 07:38	M32, Eastville, Bristol	M	No	1 Car	1
10	19/05/2021 20:24	A2, Dover, Kent	A	No	1 Car	1
11	19/05/2021 21:43	A47, Fenland, Cambridgeshire	A	No	1 Bus, 1 Car	1
12	21/05/2021 12:18	A458, Montford, Shropshire	A	No	4 Cars, 1 with trailer	1
13	21/05/2021 16:54	M3, Popham, Hampshire	M	No	1 HGV, 1 Motorcycle	1
14	27/05/2021 22:17	M60, Stockport, Greater Manchester	M	No	2 Cars	2
15	28/05/2021 22:11	A1, Stotfold, Bedfordshire	A	No	1 HGV, 1 Pedestrian & Unknown Vehicles	1
16	31/05/2021 13:19	A40, Forest of Dean, Gloucestershire	A	No	1 Car towing Caravan, 1 Motorcycle	1
Total						18

The National Incident Liaison Officer (NILO), Media and Police Reports provide some understanding on the number of fatalities on the strategic road network. Based on our current understanding there are 18 fatalities due to road traffic collisions and 5 suspected suicides in May. The historic number of fatalities in the month of May for 2017 – 2019, indicates that the average number of fatalities was 23.7 and suspected suicides was 3.7. The locations of the fatal collisions and suspected suicides are plotted on maps of the SRN, red markers indicate a fatal collision during May and yellow markers are the previous 11 months on a rolling total.

2021 Number of fatal collisions and fatal casualties per month

	Jan	Feb	Mar	Apr	May	To Date	Jun	Jul	Aug	Sept	Oct	Nov	Dec	Total
Collisions	10	9	12	14	16	61								
Casualties	10	9	12	16	18	65								

2017 – 2019 Three-year average of the number of fatal collision and casualties

	Jan	Feb	Mar	Apr	May	To Date	Jun	Jul	Aug	Sept	Oct	Nov	Dec	Total
Collisions	20	12.3	16.3	14.3	21	83.9	11.7	18.3	18	18.3	18.3	20.3	18.7	207.7
Casualties	22.3	12.3	18	15	23.7	91.3	13.7	20.7	22	21.3	20.7	21.7	20.7	232

2021 Number of fatal casualties by road type year to date

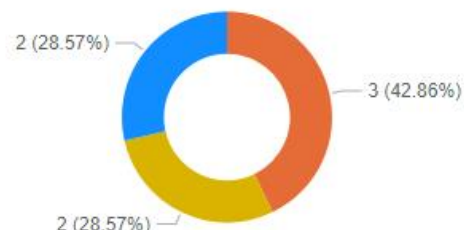
	Jan	Feb	Mar	Apr	May	Jun	Jul	Aug	Sept	Oct	Nov	Dec	Total
Motorway	3	2	6	2	7								20
Controlled Motorway	0	2	0	0	0								2
All Lane Running	1	0	0	3	0								4
Dynamic Hard Shoulder	1	0	0	0	0								1
A Road	5	5	6	11	11								38
Total	10	9	12	16	18								65

Utility Strikes recorded by Supplier

Directorate	Infrastructure Asset	Near Miss	Undesired Circumstance	Total
Lower Thames Crossing	1		0	1
Major Projects	58	8	3	69
Operations	52	0	1	53
Supply Chain	111	8	4	123

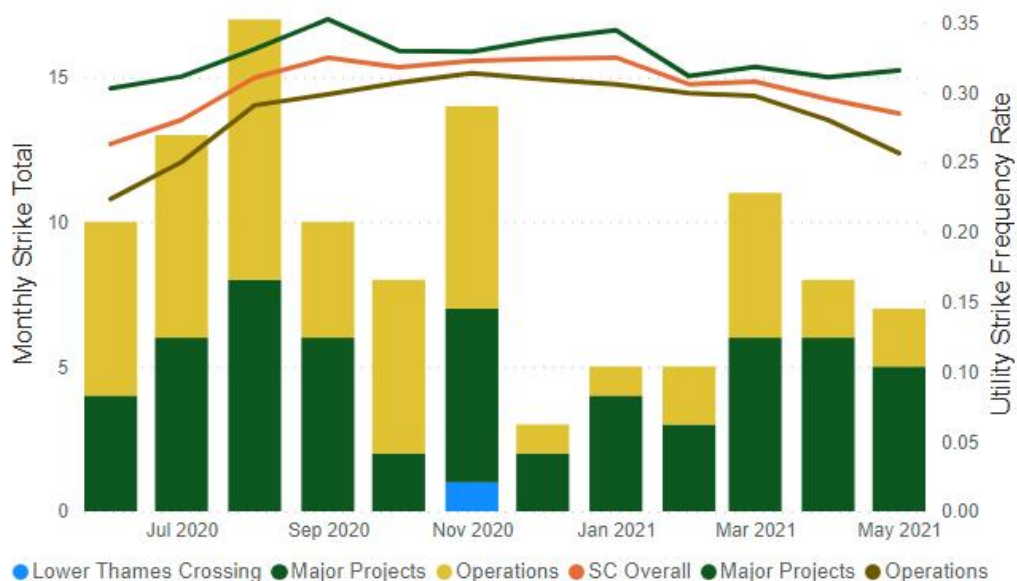
Directorate	12m Rate	Other Cables/Pipelines	Electricity	Water	Gas	CCTV	Total
Lower Thames Crossing		0	0	0	1	0	1
Major Projects	0.32	21	22	11	1	2	58
Operations	0.26	20	25	5	1	1	52
Supply Chain	0.28	41	47	16	3	3	111

In Month Strikes ● Other Cable... ● Electricity ● Water ● Gas ● CCTV



● Lower Thames Crossing ● Major Projects ● Operations

Utility Strikes Reported per Month and Frequency Rates




Summary of Significant Supply Chain Incidents reported

Major Projects - Lost time incident - 1-3 days		Airsweb ref: 135614
Regional Investment Programme, East region, A12 Chelmsford - A120 Widen	The operative connected a 20mm pipe of a grout delivery hose, using a 'crows foot' connector and jubilee clip, in order to carry out backfill to ground investigation works. When the grout reached the connection, the jubilee clip he had fastened, failed. This caused grout to spray over the left hand side of the operative including his face. The operative was not wearing his safety glasses and grout entered his left eye. The pump was immediately shut down and first aid was given in the form of saline eye wash, cool packs and eye bandage. He was taken to Broomfield Hospital for treatment, and discharged that evening. Further investigations found that the jubilee clip was in good order and had not been tightened.	
05/05/2021		
Person exposed to harmful substance		
Contractor: Costain		
Employer: Costain		

Operations - Lost time incident - 1-3 days		Airsweb ref: 135834
East region, DBFO - M25	An operative was standing at top of steps leading to a communication box, cutting vegetation with a power hedge cutter. The operative put force onto a small branch and cut through the branch quicker than anticipated. The operative lost control of the hedge cutter and with a downward momentum the blade of the hedge cutter made contact above the left knee causing a 2 inch cut requiring medical attention.	
09/05/2021		
Control Works Failure		
Contractor: Connect Plus		
Employer: Connect Plus		

Major Projects - RIDDOR Specified Injury		Airsweb ref: 136149
Smart motorway Project, M4 J3 to 12	A senior general foreman fell in to an open (while work was taking place) communications chamber, whilst the foreman was walking across a work area. He carried on working before returning to the main compound, where a Works Manager insisted he go to hospital. It was later confirmed, he had sustained 3 fractured ribs.	
12/05/2021		
Fell, Slipped or Tripped at the same level		
Contractor: Balfour Beatty		
Employer: Balfour Beatty		

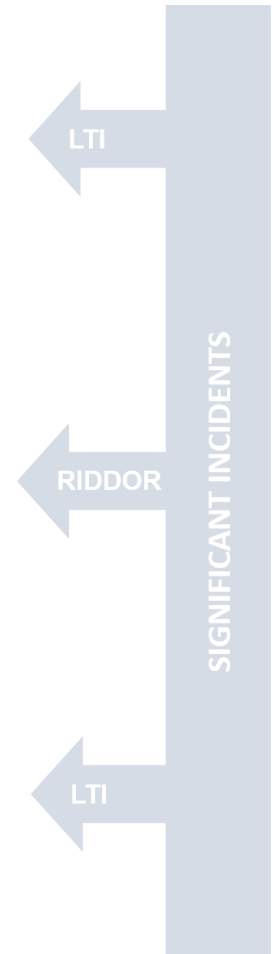


Summary of Significant Supply Chain Incidents reported

Operations - Lost time incident - 1-3 days		Airsweb ref: 136102
East region, DBFO - M40 J1-15 Denham to Warwick	An apprentice was undertaking cyclical maintenance works, clearing the central reservation with a shovel. Rather than use a long handled shovel the operative (an apprentice) was provided with a short handle shovel and shovelling was the only activity assigned to the operative during the shift, as he was untrained to undertake other activities. As a result of the repetitive shovelling the operative suffered back ache which he reported to the Supervisor during the shift.	
12/05/2021		
Injured while handling - Pushing or Pulling		
Contractor: Egis		
Employer: Egis		

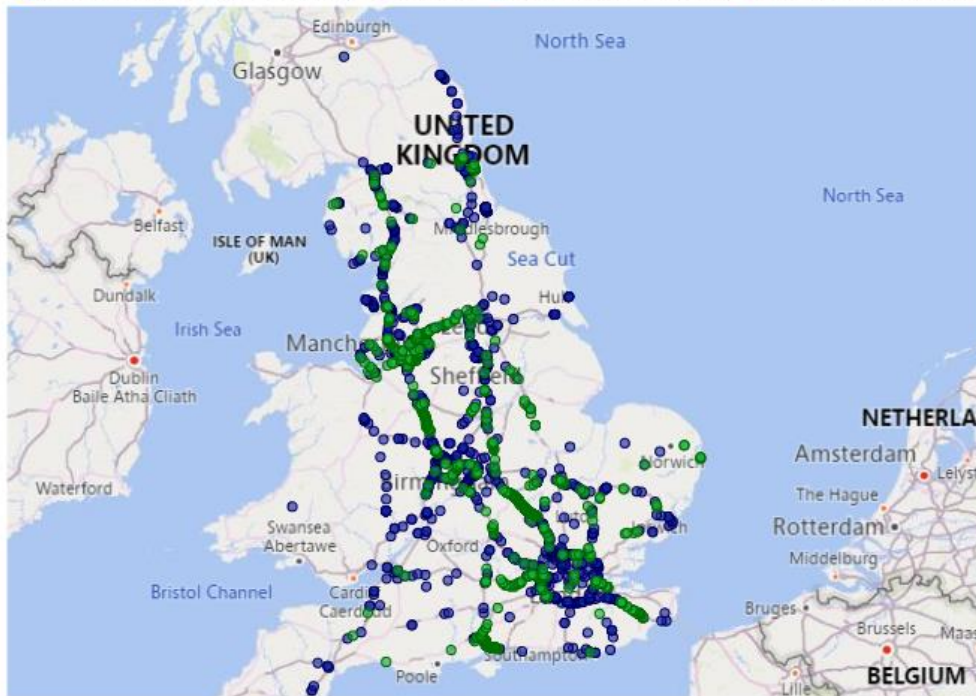
Operations - RIDDOR Specified Injury		Airsweb ref: 136620
South East region, DBFO - M25	During a geotechnical survey of a Highways England overbridge, a contractor fell whilst traversing uneven clay ground underneath the overbridge. The operative sustained two bone fractures in their left foot.	
20/05/2021		
Fell, Slipped or Tripped at the same level		
Contractor: Connect Plus		
Employer: Connect Plus		

Operations - Lost time incident - Non RIDDOR over 7 days		Airsweb ref: 136907
National Contract, Highways England Facilities Management	At 2am, the operative was assisting a Traffic Officer to move pallets. The operative is reported to have tripped over the pallets, in a garage, at the North East Regional Operations Centre.	
26/05/2021		
Fell, Slipped or Tripped at the same level		
Contractor: Amey		
Employer: Amey		



Vehicle incursions into roadworks

● Asset Security or Personal Security ● Near Miss ● Personal Illness or Injury ● Undesired Circumsta...

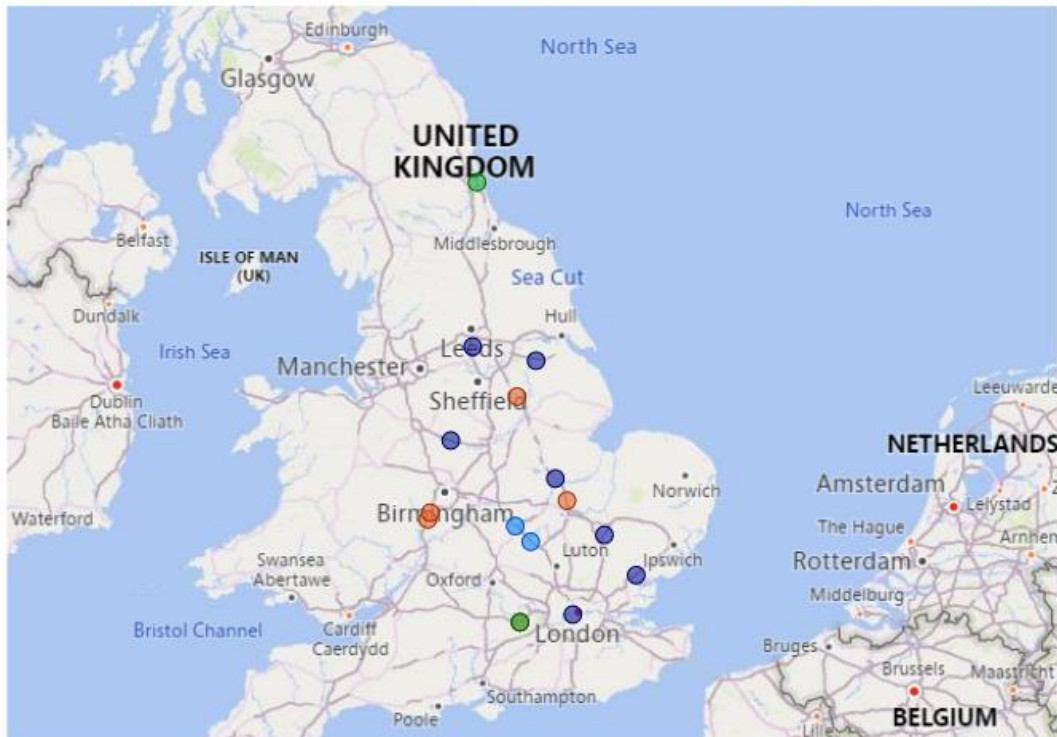


Directorate	March 2021	April 2021	May 2021	Total
Highways England	3	5	5	13
Near Miss	3	5	3	11
Undesired Circumstance			2	2
Lower Thames Crossing	11	5	2	18
Undesired Circumstance	11	5	2	18
Major Projects	255	265	149	669
Near Miss	12	14	8	34
Undesired Circumstance	243	251	141	635
Operations	94	72	45	211
Near Miss	58	42	28	128
Undesired Circumstance	36	30	17	83
TO/ROC	56	43	46	145
Asset Security or Personal Security			2	2
Near Miss	28	27	30	85
Personal Illness or Injury		1		1
Undesired Circumstance	28	15	14	57
Total	419	390	247	1056

Directorate	Site/Project	Date	Event Subtype	Description of the Event
TO/ROC	Outstation - Samlesbury	18 May	Verbal abuse or intimidation	Gentleman came up alongside my closure that was stopping him continuing up Brockholes Brow on the A59. He said he was going to go through the closure, I informed him that he could not gain any access as there was an ongoing police incident. He said I couldn't stop him and he would carry on, I was continuing to place cones at the end of the J slip J31 when he jumped out of his vehicle and came to the front of his vehicle and removed my cones blocking his way. I quickly moved back to the front of his vehicle and replaced the ones he moved, he said that I better not touch them as he was going through, at this point he moved his vehicle towards me and the 2 cones that were on my arm collided with his nearside front wing.
TO/ROC	Outstation - Samlesbury	20 May	Verbal abuse or intimidation	Stood inside existing etm for full carriageway closure, passing elderly female driver swerved into enclosure. Colleague spoke with driver whom claimed confusion and lack of understanding. Education provided.

Impact Protection Vehicle (IPV) Strikes

● Asset Security or Personal Security ● Near Miss ● Personal Illness or Injury ● Undesired Circumstance



Directorate	March 2021	April 2021	May 2021	Total
TO/ROC	1			1
Near Miss	1			1
Operations		1	2	3
Near Miss			2	2
Personal Illness or Injury		1		1
Major Projects	1			1
Undesired Circumstance	1			1
Total	2	1	2	5

Directorate	Site/Project	Date	Event Subtype	Description of the Event
Operations	DBFO - A1(M) Alconbury to Peterborough	13 April	RIDDOR > 7 Day Injury	Lane 1 closure was established to undertaken kerbing works - IPV acting as block vehicle to remove lane closure located upstream of the closure. 3rd party Articulated lorry struck the IPV on the offside of the IPV.
Operations	Area 6 & 8	13 May	High Potential non-RIDDOR intervention by person	Palmer TM was working for Ringway. The MLC closure was working in lane 2 when a Black BMW driving in lane 2 struck the rear of the IPV following the strike the BWW Reversed and then drove off without stopping. No details were taken by the MLC crew at the time of the strike however CCTV footage is being looked at to see if the vehicle reg number was captured update to follow.
Operations	Area 6 & 8	20 May	High Potential non-RIDDOR intervention by person	SCP Mervyn Lambert Plant (MLP) were working for Ringways installing a lane one closure for soft estates works at approx 20:10 hrs a combi van struck the rear of the IPV in lane one at the time of impact the TTM crew were installing the taper all advance signs had been installed prior to taper. No injuries have been reported by the IPV driver the van driver was taken to hospital his condition is unknown at this time.

Infrastructure Incidents including Bridge Strikes

● Infrastructure Asset



Directorate March 2021 April 2021 May 2021 **Total**

Operations	1	1	1	3
Infrastructure Asset	1	1	1	3
Major Projects			1	1
Infrastructure Asset			1	1
Total	1	1	2	4

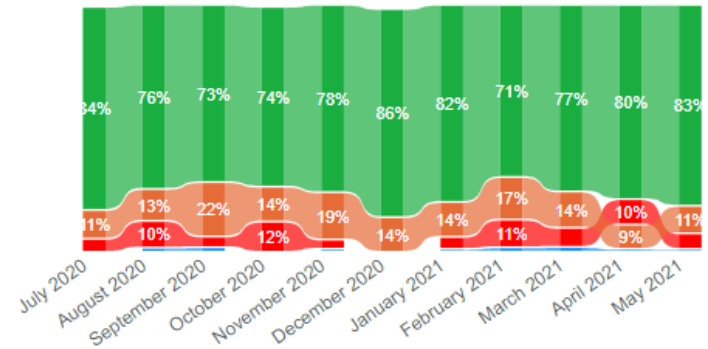
Directorate	Site/Project	Date	Event Subtype	Description of the Event
Operations	Area 1 & 2	12 April	Failure of Infrastructure Asset	Customer highlighted that part of a parapet coping had become detached from the A39 Bath Road Overbridge. The customer enquiry was received on the 11th April. I visited site to investigate and confirmed the defect, the downstand part of the parapet coping had cracked in the vicinity of the expansion joint, probably through thermal movement of the structure, causing the supporting reinforcement to corrode and fail.
Major Projects	MP-0169 - M27 J4-11	10 May	Structural Damage	bmJV Lorry loader beaver tail driver picked up an 8tn tracked excavator from junction 11 WB bowl and was taking it to EB8. The excavator was loaded on to the back and all the buckets were chained and strapped down however the grab swivel attachment was still attached to the excavator. As the lorry loader was travelling down the carriageway in lane one, the top of the arm knuckle of the excavator struck Red barns Farm overbridge. The arm knuckle was position facing up because the swivel attachment was attached to the arm. The height from the tarmac is approx. 5.2 meters to the bridge.
Operations	Area 10	13 May	Structural Damage	Lighting column being transported on crane wagon struck the over bridge railway structure.

Site Inspections undertaken in May 2021

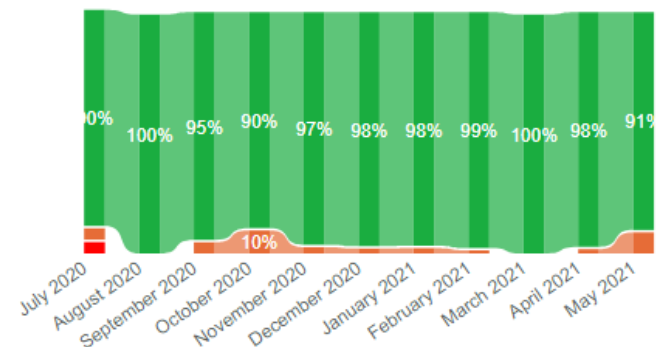
Directorate	In Month Audits	Red	Amber	Green	Blue	Actions Raised
Operations	1	0	3	31	0	1
Major Projects	20	16	30	234	1	46
Total	21	16	33	265	1	46

Score	Red		Amber	
	Identified	Actions	Identified	Actions
Major Projects	16	14	30	21
Documentation	1	1	4	4
Housekeeping	1		9	5
Management Arrangements	4	4	4	3
Management of Traffic, Mobile Plant and Vehicles	4	4	6	3
Occupational Health			1	1
Office / Welfare Facilities	4	3	2	2
Work at Height and Associated Activities	1	1		
Workforce Communication	1	1	4	3
Operations			3	
Management Arrangements			2	
Management of Traffic, Mobile Plant and Vehicles			1	
Total	16	14	33	21

Major Projects Finding Percentages



Operations Finding Percentages



Site Inspections – continued.

The following Blue Star award was recorded for May

Site	Auditor	Category	Finding Details
MP-0169: M27 J4-11	Ian McMillan	Management Arrangements	<p>McCann and the project have been awarded a blue star for their innovative Cat & Genny training. Sub-contractor McCann has had service strikes on the project and through investigation identified knowledge, skills and experience gaps on the practical use of CAT and Genny in the workforce.</p> <p>McCann have implemented a training programme which has significantly improved competence and confidence, in the use of Cable Avoidance Tools (CAT), with a focus on the use of the Signal Generator (Genny).</p> <p>The programme will improve operative's ability to identify buried services and in turn will reduce service strikes.</p> <p>Since running the programme, McCann have been monitoring data through the CAT manager and have seen a clear and significant increase in the competent use of CAT and Genny.</p> <p>This programme is now being rolled out across the project, to ensure competence and confidence of CAT and Genny users.</p>

Road User Performance and Road User Safety

- **Driving on England's motorways guides** – Following engagement with Eurotunnel, there were concerns around distribution of the physical guides due to the pandemic. As a result, we worked with Eurotunnel to deliver the information electronically through a safety campaign via Eurotunnel's vast contact database and provided links to Eurotunnel for publication on their [website](#) as well as working to deliver a joint message. The message was sent on 6 May 2021 in [English](#) and [French](#) to 5,200 contacts from 22 different countries as well as being sent separately to all French speaking countries in Europe comprising over 1,100 contacts. This has enabled Highways England to have a wider reach in Europe to inform drivers to drive safely on our road network. The guides are available physically and electronically, with the electronic version being available in 15 languages which can be located [here](#). The guides contain key safety messages for our overseas goods vehicle customers - as well as for drivers that are living in England but who do not have English as their primary language. The guides have been distributed to DVSA, Police, traffic officers, ferry companies, truck stops and a number of fleet operators.
- Our **Regional Safety Coordinators** continue to deliver a range of activities including My Red Thumb Day (May 12th), which is a multi-agency road safety campaign designed to raise awareness of the risks of using a mobile phone while driving: <https://www.facebook.com/watch/?v=933666734115784>. Following Operation Brigantia, a region-wide commercial vehicle operation focussing on load security that ran for 2 weeks in April the results showed over the 2 weeks 626 vehicles were checked with 258 drivers receiving a Traffic Offence Report, summons or verbal warning for load security issues, a further 186 offences were also dealt with including an arrest for a cloned vehicle identified in Northumbria. We ran a compliance event (21 May 2021) with Kent Police and DVSA at Medway Services on the M2. 14 vehicles were stopped, all except one were commercial vehicles. Offences included exceeding driver hours, no insurance, tax or MOTs, unroadworthy tyres and unsecured loads. Both DVSA and Kent Police are keen to do something similar another time, probably at STOP24 Services on the M20.
- We issued a [Safety Alert on Tailgating](#) on 12th May. We are currently trialling detection technology to identify tailgating and nudge road users to change their behaviour through early interventions comprising warning letters and educational material. The purpose of this alert is to raise awareness of tailgating and the associated safety risks, to Highways England staff and our Supply Chain. Initial feedback from the area team has been positive including an opportunity to trail some tech and a company has contacted us to discuss a collaboration with 'Operation Ping'.



Driving on England's motorways

© Crown Copyright / Crown Communications

As the safety of customers is a top priority for Eurotunnel Le Shuttle Freight, we are pleased to share the latest safety campaign created by Highways England, 'Driving on England's motorways'.

Highways England is a UK government company responsible for operating, maintaining and improving England's motorways and major roads. Highways England wants everyone who uses our roads to stay safe and aware.

A 'Driving on England's motorways' guide has been produced for non-UK goods vehicle drivers and seeks to provide useful information on using England's motorways and major roads safely. The guide includes key safety information, some of which are listed in the following areas:

- Journey planning, including where you can get roadside information from
- Exit the motorway
- Driving rules in England, including keeping left, roundabouts, parking and breaks
- Speed limits on England's roads
- Speed and weight restrictions
- Mobile phone use - the law to follow
- Breakdown and recovery - including what to do and who to contact



Road User Performance and Road User Safety – continued.

- **Driving for Better Business** – After 2 years of engagement, the Crown Commercial Services announced in May a mandatory requirement in the procurement of specific services in relation to the supply and fit of tyres and associated service (Tyres/Glass and fast fit solutions). They have now mandated for all awarded suppliers to sign up to the DfBB Programme as part of the Social Value initiative. This is the first but significant step in the relationship and the DfBB team will be working to get similar mandates in other areas associated with fleets and work-related road risk procurements.



Health, Safety & Wellbeing Team Update

Safety Alerts: There have been **12** Safety Alerts issued in the month of May:

- HEi232 - Highways England for Information Safety Alert - [Skip lorry driver trapped between skips](#)
- HEi233 - Highways England for Information Safety Alert - [11kV Service Strike](#)
- HEi234 - Highways England for Information Safety Alert - [Water Service Strike](#)
- HEi235 - Highways England for Information Safety Alert - [Operations, North West region RIDDOR incident](#)
- HEi236 - Highways England for Information Safety Alert - [Corroded drain cover](#)
- HEi237 - Highways England for Information Safety Alert - [Chemical Toilet Incident](#)
- HEi238 - Highways England for Information Safety Alert - [Overtaken Dumper](#)
- HEi239 - Highways England for Information Safety Alert - [Unsafe position of worker alongside live traffic](#)
- HEi240 - Highways England for Information Safety Alert - [Contact with Overhead Line Equipment](#)
- HEi241 - Highways England for Information Safety Alert - [Tailgating](#)
- HEi242 - Highways England for Information Safety Alert - [Plant Immobilisation](#)
- HEi243 - Highways England for Information Safety Alert - [Stihl Saw Blade](#)