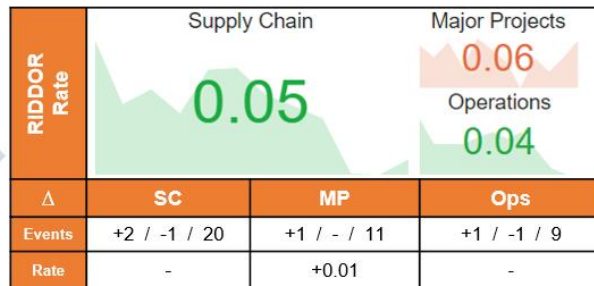


March 2021 Summary Health Safety & Wellbeing Performance Report

Board Sponsor: Alan Cumming
Executive Sponsor: Mike Wilson
Author: Mark Byard

Executive Summary



The 3 Numbers; In Month Incidents / Out of Scope Incidents / Total 12 Month Incidents



All data included within this report is up to date as of **6 April 2021**. This performance report is provided to assist the Board and Executive to fulfil their leadership and management responsibilities in respect of health and safety. All incidents within the report have been reviewed by the Health, Safety & Wellbeing Division

Hours worked:

Lower Thames Crossing			
271,845	6.68%	18,154	7.16%
12 Month Total	12 Month Change	Current Month	1 Month Change
Major Projects			
17,926,439	-1.74%	1,400,114	-1.71%
12 Month Total	12 Month Change	Current Month	1 Month Change
Operations			
20,180,341	0.56%	1,853,696	0.56%
12 Month Total	12 Month Change	Current Month	1 Month Change

RIDDOR & Lost Time Incident frequency rates

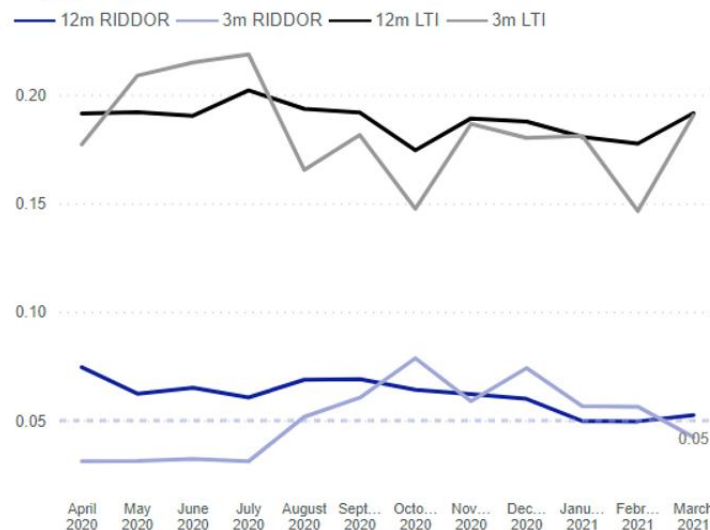
RIDDORs

Directorate	In Month	Rate	3 Months	Rate	12 Months	Rate
Lower Thames Crossing	0	0.00	0	0.00	0	0.00
Major Projects	1	0.07	2	0.05	11	0.06
Operations	1	0.05	2	0.04	9	0.04
Supply Chain	2	0.06	4	0.04	20	0.05

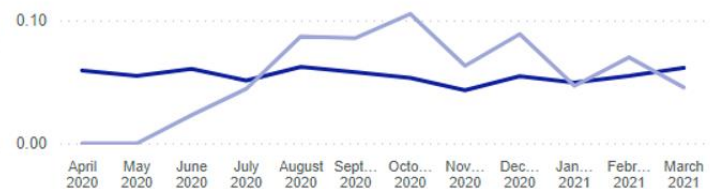
Lost Time Incidents

Directorate	In Month	Rate	3 Months	Rate	12 Months	Rate
Lower Thames Crossing	0	0.00	0	0.00	1	0.37
Major Projects	4	0.29	9	0.20	31	0.17
Operations	5	0.27	9	0.18	42	0.21
Supply Chain	9	0.28	18	0.19	74	0.19

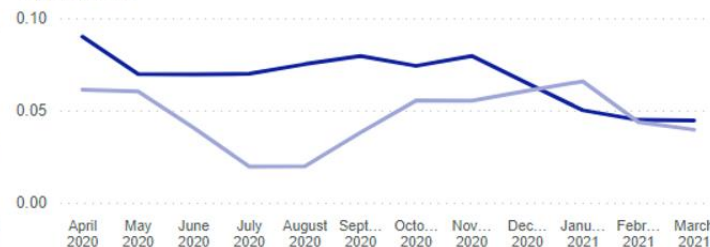
Supply Chain



Major Projects



Operations



Red	X	Amber	!	Green	✓
> 0.08		0.06-0.07		< 0.05	

Note: The data in the tables for the Lower Thames Crossing; is 1 and 3 month rolling data, due to the directorate change reflected in reporting from 1/11/20.

Performance by Supplier across the Supply Chain

Supplier Name	Total Hours	RIDDORs	RIDDOR AFR	Lost Time Incidents	Lost Time AFR	Utility Strikes	Utility Strike FR
Kier	6,323,273	3	0.05	10	0.16	11	0.17
Balfour Beatty	5,518,254	1	0.02	4	0.07	11	0.20
Costain	3,362,183	1	0.03	8	0.24	8	0.24
Aone+	2,861,694	0	0.00	1	0.03	1	0.03
Connect Plus	2,217,430	1	0.05	3	0.14	8	0.36
BAM Nuttall	2,197,525	3	0.14	3	0.14	9	0.41
Amey	1,716,077	0	0.00	3	0.17	5	0.29
AECOM	1,311,776	1	0.08	3	0.23	1	0.08
Ringway Ltd	1,010,710	3	0.30	4	0.40	5	0.49
Skanska	881,868	0	0.00	2	0.23	6	0.68
Telent	787,973	1	0.13	2	0.25	0	0.00
Carnell Support Services Ltd	654,722	0	0.00	5	0.76	9	1.37
Chevron	639,686	0	0.00	2	0.31	0	0.00
Galliford Try	503,652	0	0.00	2	0.40	2	0.40
Interserve	409,585	0	0.00	3	0.73	3	0.73
Autolink Concessionaires (A19) Ltd	390,590	0	0.00	2	0.51	0	0.00
Graham Construction	309,952	0	0.00	0	0.00	2	0.65
Egis	308,294	0	0.00	3	0.97	2	0.65
Colas	301,528	1	0.33	3	0.99	4	1.33
Sisk Lagan JV	280,270	0	0.00	1	0.36	2	0.71
John Sisk	263,689	0	0.00	0	0.00	1	0.38
CHC Highways	253,299	0	0.00	1	0.39	0	0.00
Sir Robert McAlpine	250,193	1	0.40	1	0.40	1	0.40
Volker Fitzpatrick	244,629	0	0.00	0	0.00	7	2.86
Osborne	217,827	1	0.46	3	1.38	2	0.92
Perfect Circle	179,158	0	0.00	0	0.00	1	0.56
M J Church	153,826	0	0.00	1	0.65	6	3.90
AE Yates	95,543	0	0.00	0	0.00	1	1.05
Vinci Construction	87,237	0	0.00	0	0.00	1	1.15
Balvac	65,293	0	0.00	2	3.06	1	1.53
J McCann	65,157	0	0.00	0	0.00	1	1.53
Taylor Woodrow	63,912	1	1.56	1	1.56	0	0.00
Joe Roocroft & Sons Ltd	51,346	0	0.00	0	0.00	1	1.95
Ground Control	48,565	0	0.00	0	0.00	1	2.06
Forkers Ltd	47,584	0	0.00	0	0.00	2	4.20
Dyer and Butler	44,652	0	0.00	0	0.00	1	2.24
R W Civil Engineering	41,755	1	2.39	1	2.39	0	0.00
Idverde	37,953	0	0.00	0	0.00	1	2.63
Jointline Limited	21,221	1	4.71	0	0.00	0	0.00
Total	38,378,625	20	0.05	74	0.19	117	0.30

Supply Chain AFR RIDDOR RAG:

≥ 0.08

0.07 - 0.06

≤ 0.05

Performance by Supplier across Major Projects

Directorate	Major Projects						
Function	Hours	RIDDORs	RIDDOR AFR	Lost Time Incidents	Lost Time AFR	Utility Strikes	Utility Strike FR
CIP	1,896,759	1	0.05	5	0.26	7	0.37
RIP	6,181,987	1	0.02	14	0.23	27	0.44
SMP	9,847,693	9	0.09	12	0.12	23	0.23
Total	17,926,439	11	0.06	31	0.17	57	0.32

Directorate	Major Projects						
Function	Hours	RIDDORs	RIDDOR AFR	Lost Time Incidents	Lost Time AFR	Utility Strikes	Utility Strike FR
CIP	1,896,759	1	0.05	5	0.26	7	0.37
RIP	6,181,987	1	0.02	14	0.23	27	0.44
RIP North	3,912,504	1	0.03	10	0.26	12	0.31
Midlands	1,070,935	0	0.00	2	0.19	4	0.37
North West	957,187	1	0.10	2	0.21	2	0.21
Yorkshire and North East	1,884,382	0	0.00	6	0.32	6	0.32
RIP South	2,269,483	0	0.00	4	0.18	15	0.66
East	583,082	0	0.00	1	0.17	2	0.34
South East	1,287,416	0	0.00	1	0.08	12	0.93
South West	398,985	0	0.00	2	0.50	1	0.25
SMP	9,847,693	9	0.09	12	0.12	23	0.23
Total	17,926,439	11	0.06	31	0.17	57	0.32

Utility Strike Frequency Rate - Major Projects		
> 0.57	0.56 - 0.28	≤ 0.27

Supply Chain AFR RIDDOR RAG:		
≥ 0.08	0.07 - 0.06	≤ 0.05

Performance by Supplier across Operations

Directorate	Operations						
Regions	Total Hours	RIDDORs	RIDDOR AFR	Lost Time Incidents	Lost Time AFR	Utility Strikes	Utility Strike FR
South East	4,382,993	2	0.05	5	0.11	12	0.27
Midlands	4,249,399	0	0.00	11	0.26	12	0.28
Yorkshire and North East	3,508,721	0	0.00	5	0.14	3	0.09
North West	2,709,894	2	0.07	8	0.30	11	0.41
East	2,149,310	0	0.00	4	0.19	7	0.33
South West	2,148,004	4	0.19	7	0.33	14	0.65
National	1,032,020	1	0.10	2	0.19	0	0.00
Total	20,180,341	9	0.04	42	0.21	59	0.29

Directorate	Operations						
Regions	Total Hours	RIDDORs	RIDDOR AFR	Lost Time Incidents	Lost Time AFR	Utility Strikes	Utility Strike FR
South East	4,382,993	2	0.05	5	0.11	12	0.27
DBFO - M25 (Area 5)	2,217,430	1	0.05	3	0.14	8	0.36
Area 3	1,023,701	0	0.00	0	0.00	3	0.29
Area 4	968,709	1	0.10	2	0.21	1	0.10
M20 Quick Moveable Barrier Project	122,342	0	0.00	0	0.00	0	0.00
RTMC: M25 Regional Technology Contract	27,810	0	0.00	0	0.00	0	0.00
RTMC: South East Regional Technology	23,001	0	0.00	0	0.00	0	0.00
Midlands	4,249,399	0	0.00	11	0.26	12	0.28
Area 9	2,493,417	0	0.00	7	0.28	4	0.16
Area 7	1,693,376	0	0.00	4	0.24	8	0.47
DBFO - A50 / A564 Stoke to Derby	49,338	0	0.00	0	0.00	0	0.00
M5 Oldbury Project	13,268	0	0.00	0	0.00	0	0.00

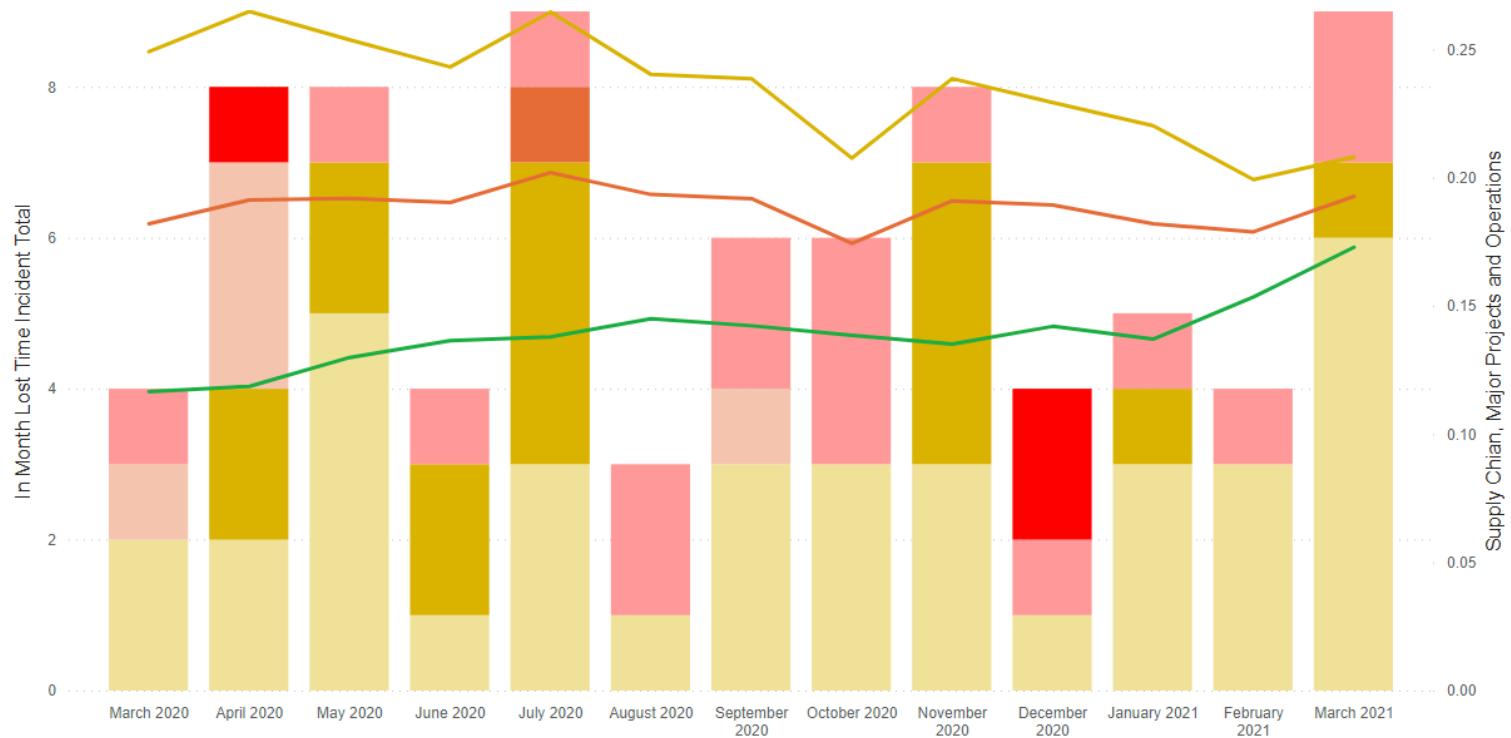
Utility Strike Frequency Rate - Operations		
> 0.29	0.28 - 0.14	≤ 0.13

Performance by Supplier across Operations (continued)

Directorate Regions	Operations						
	Total Hours	RIDDORs	RIDDOR AFR	Lost Time Incidents	Lost Time AFR	Utility Strikes	Utility Strike FR
Yorkshire and North East	3,508,721	0	0.00	5	0.14	3	0.09
Area 12	2,111,325	0	0.00	0	0.00	1	0.05
Area 14	775,598	0	0.00	3	0.39	2	0.26
DBFO - A168 / A19 Dishforth to Tyne Tunnel	390,590	0	0.00	2	0.51	0	0.00
DBFO - A1 Darrington to Dishforth	89,520	0	0.00	0	0.00	0	0.00
North East Tech Mac Contract	58,345						
DBFO - M1 - A1 Link Road	46,117						
DBFO - A69 Carlisle to Newcastle	37,226	0	0.00	0	0.00	0	0.00
North West	2,709,894	2	0.07	8	0.30	11	0.41
Area 10	1,741,117	1	0.06	5	0.29	10	0.57
Area 13	945,202	1	0.11	3	0.32	1	0.11
RTMC: North West Regional Technology Contract	23,575						
East	2,149,310	0	0.00	4	0.19	7	0.33
Area 6 & 8	1,696,398	0	0.00	1	0.06	5	0.29
DBFO - M40 J1-15 Denham to Warwick (area 30)	308,294	0	0.00	3	0.97	2	0.65
East CDF (All Packages)	92,427	0	0.00	0	0.00	0	0.00
DBFO - A1(M) Alconbury to Peterborough	28,392						
RTMC: East Regional Technology Contract	23,799	0	0.00	0	0.00	0	0.00
South West	2,148,004	4	0.19	7	0.33	14	0.65
Area 1 & 2	1,996,238	4	0.20	7	0.35	14	0.70
Severn Bridge	41,578	0	0.00	0	0.00	0	0.00
DBFO - A30 / A35 Exeter to Bere Regis	41,527	0	0.00	0	0.00	0	0.00
Severn Bridge Maintenance Unit	37,171	0	0.00	0	0.00	0	0.00
RTMC: South West Regional Technology Contract	31,490	0	0.00	0	0.00	0	0.00
National	1,032,020	1	0.10	2	0.19	0	0.00
NRTS - National Roads Telecommunications Services	713,363	1	0.14	2	0.28	0	0.00
Highways England TFM	160,230						
Redflex Speed Cameras	57,648						
NGVR National - Next Generation Vehicle Recovery	53,368	0	0.00	0	0.00	0	0.00
Property Management, Enquiries, Sales & Estates	23,780	0	0.00	0	0.00	0	0.00
National Expert Control Room Tech Support -NECoRTS	17,786						
Expert Support for Control Room Technology(ESCoRT)	3,611						
HE Efficiency and Noise Insulation Project	2,234	0	0.00	0	0.00	0	0.00

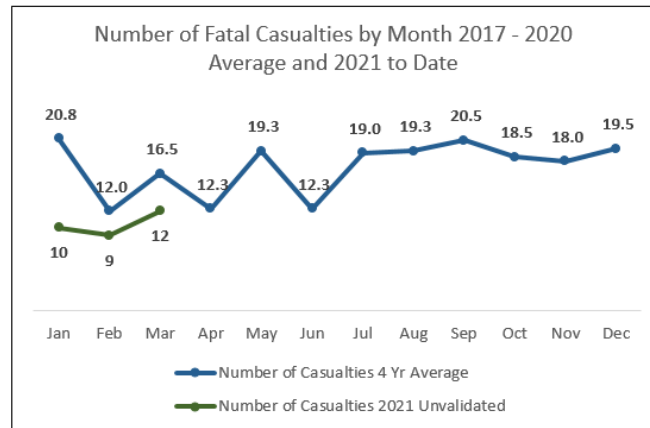
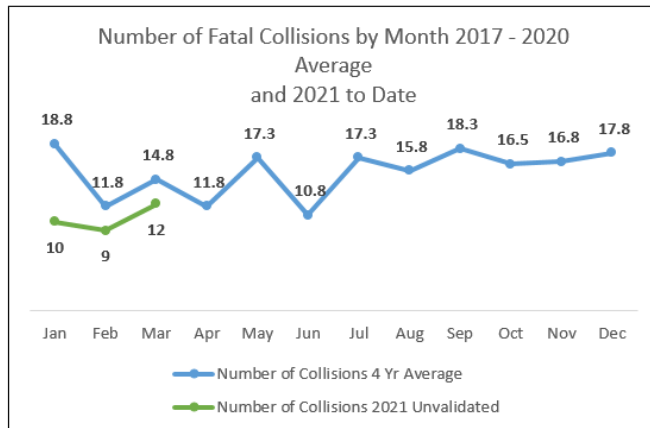
Lost Time Incidents recorded by Supplier

Supply Chain Lost Time Incident Rate and Event Type



- 1 to 3 Day Injury
- 4 to 7 Day Injury
- Non-RIDDOR - Specified Injury
- Non-RIDDOR > 7 Day Injury
- RIDDOR - Specified Injury
- RIDDOR > 7 Day Injury
- Supply Chain
- Major Projects
- Operations

Road User performance - Fatality data



Fatal Collisions Rolling 12-Month Overview
Previous 11 months in yellow and for March 2021
in red

Ref	Date of Incident	Location	Incident Vehicles Involved	No. of Fatalities
1	27/02/2021 16:56	M25 Controlled Motorway, Hillingdon, London	1 HGV, 1 Car	1
Total				1

Ref	Date of Incident	Location	Incident Vehicles Involved	No. of Fatalities
1	05/03/2021 06:12	M40, Watperry, Oxfordshire	2 Cars	
2	06/03/2021 13:08	A30, Liftondown, Devon	1 LGV, 1 Tractor Towing Trailer	
3	10/03/2021 17:48	M40, Denham, Buckinghamshire	1 Car, 1 Motorcycle	
4	10/03/2021 18:28	M1, Blaby, Leicestershire	1 HGV, 2 Cars	
5	11/03/2021 15:39	A2, Canterbury, Kent	1 Car	
6	13/03/2021 23:12	A5, Milton Keynes, Buckinghamshire	1 Van, 1 Car, 1 Pedestrian	
7	14/03/2021 02:59	A1, Peterborough, Cambridgeshire	1 Car	
8	14/03/2021 20:26	M42, Bromsgrove, Worcestershire	1 Car	
9	16/03/2021 14:37	M62, Calderdale, West Yorkshire	4 HGVs, 1 Car	
10	20/03/2021 09:55	M1, Northampton, Northamptonshire	1 HGV, 1 Van, 1 Car	
11	23/03/2021 23:23	A1M, Doncaster, South Yorkshire	1 HGV, 1 Pedestrian	
12	30/03/2021 13:08	A49, Felhampton, Shropshire	2 Cars, 1 Motorcycle	
Total				

The National Incident Liaison Officer (NILO), Media and Police Reports provide some understanding on the number of fatalities on the strategic road network. Based on our current understanding there are 12 fatalities due to road traffic collisions and 2 suspected suicides in March. We have reviewed the historic number of fatalities in March for 2017 – 2020, this indicates that the average number of fatalities in the month of March was 16.5. In addition there is also a fatal casualty involved in a collision on 27th February who died on 2nd March taking the February monthly total from 8 to 9 fatalities. The locations of the fatal collisions and suspected suicides are plotted on maps of the SRN, red markers indicate a fatality during March and yellow markers are the previous 11 months on a rolling total.

[illegible]

*February 2021 changed from 8 to 9 casualties and collisions

2017 – 2020 Average number of fatal collisions and fatal casualties per month														
	Jan	Feb	Mar	To date	Apr	May	Jun	Jul	Aug	Sept	Oct	Nov	Dec	Total
Collisions	18.8	11.8	14.8	45.4	11.8	17.3	10.8	17.3	15.8	18.3	16.5	16.8	17.8	187.3
Casualties	20.8	12	16.5	49.3	12.3	19.3	12.3	19	19.3	20.5	18.5	18	19.5	207.8

Utility Strikes recorded by Supplier

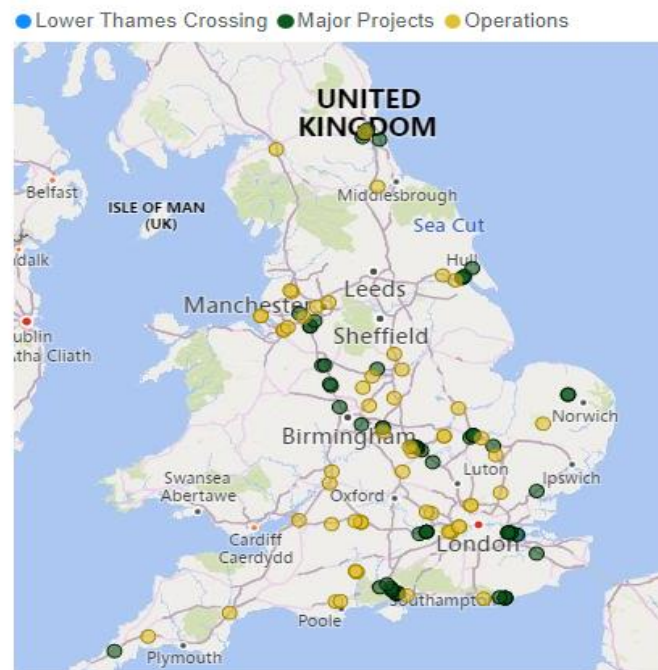
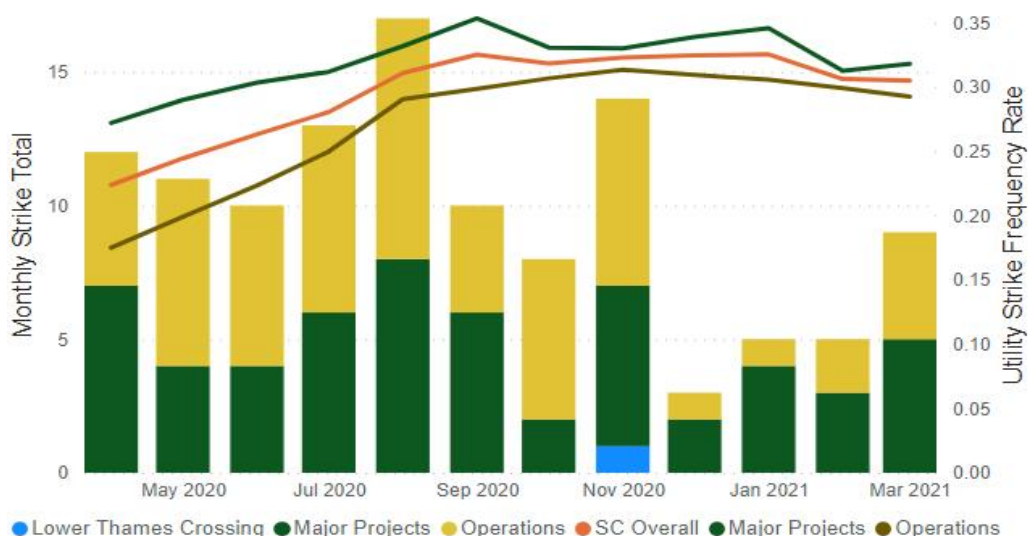
Directorate	Infrastructure Asset	Near Miss	Undesired Circumstance	Total
Lower Thames Crossing	1		0	1
Major Projects	57	9	1	67
Operations	59	1	1	61
Supply Chain	117	10	2	129

Directorate	12m Rate	Other Cables/Pipelines	Electricity	Water	Gas	CCTV	Total
Lower Thames Crossing	0.37	0	0	0	1	0	1
Major Projects	0.32	22	24	7	2	1	57
Operations	0.29	21	28	6	1	3	59
Supply Chain	0.30	43	52	13	4	4	117

In Month Strikes ● Other Cable... ● Electricity ● Water ● Gas ● CCTV



Utility Strikes Reported per Month and Frequency Rates



Summary of Significant Supply Chain Incidents reported

Major Projects - 1-3 day lost time incident		Airsweb ref: 131984
Regional Investment Programme (North), A1 Birtley to Coal House Widening	While packing tools and equipment away after carrying out groundwork, the operative injured his ankle after losing his footing in a field. He attended minor injuries for an x-ray 04/03/21.	
03/03/2021		
Fell, slipped, or tripped on the same level		
Contractor: Costain		
Employer: Costain		

Major Projects - 1-3 day lost time incident		Airsweb ref: 132169
Regional Investment Programme (North), A46 Coventry Junction Upgrades	An operative slipped on the ground while he was walking. As he slipped, he extended his right arm to steady himself on some adjacent erected Heras fence. In doing so he felt his right shoulder jolt and felt a shoulder sprain/strain.	
08/03/2021		
Fell, slipped, or tripped on the same level		
Contractor: Osborne		
Employer: Osborne		

Major Projects - RIDDOR Specified Injury		Airsweb ref: 132305
Smart Motorway Project, M4 J3 to 12	An operative was taking photographs of the drainage system, when he slipped and fell into a c.500mm deep excavation. In trying to stop their fall the injured person fractured their upper right arm near the shoulder joint.	
09/03/2021		
Fell from a Height		
Contractor: Taylor Woodrow		
Employer: Taylor Woodrow		



Summary of Significant Supply Chain Incidents reported

Operations - 1-3 day lost time incident		Airsweb ref: 132777
North West region, Area 13, A595 Melbreak Hotel to Hale Brow Nurseries	While driving the roller down the site, the driver's vision was dazzled from oncoming vehicle lights, causing him to hit a heap of road planings. This then made the driver bang his knee on the centre console.	
18/03/2021		
Collision with fixed or stationary object or material – in vehicle		
Contractor: Colas		
Employer: Colas		

LTI

Operations - 4-7 day lost time incident		Airsweb ref: 133229
North East region, A1M Denwick Northbound (Prior to exit slip)	During culvert maintenance works, an operative felt a scratch to their hand, initially dismissed as a thorn. Two days later the hand swelled and they visited their GP, who sent him to hospital where the hand was drained. The hospital informed the operative that an infection may have been caused by a spider bite.	
18/03/2021		
Attacked by an animal		
Contractor: CHC Highways		
Employer: CHC Highways		

LTI

Operations - RIDDOR Specified Injury		Airsweb ref: 132966
South West Region, Area 1, A38 Sunken Layby	The operative had just finished offloading a bowser from the back of a Transit Vehicle. As he walked by the vehicle on his way to the storage compound, he stepped up onto the verge and tripped on the kerb. When landing he put out his hands out to stop his fall and the impact caused a hairline fracture to his wrist and a broken thumb.	
22/03/2021		
Fell, slipped or tripped on the same level		
Contractor: R W Civil Engineering		
Employer: R W Civil Engineering		

RIDDOR

SIGNIFICANT INCIDENTS

Summary of Significant Supply Chain Incidents reported

SIGNIFICANT INCIDENTS

LTI

LTI

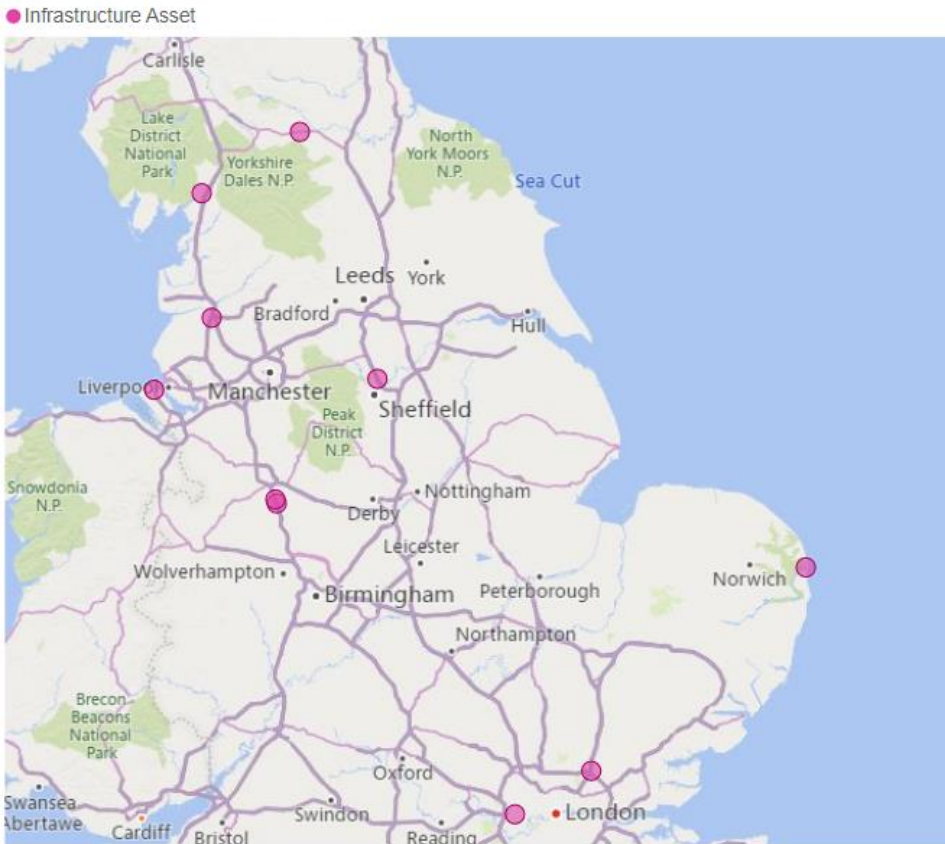
LTI

Operations - 1-3 day lost time incident		Airweb ref: 133295
Midlands regions, M54 Jct 2, Entry Slip road.	An operative stepped off a patching vehicle, and whilst maintaining 3 points of contact, he stepped on a Heras fence panel foot that was laying on the floor (hidden by the grass) and twisted his ankle.	
25/03/2021		
Fell, slipped, or tripped on the same level		
Contractor: Kier Highways		
Employer: Kier Highways		

Major Projects - 1-3 day lost time incident		Airweb ref: 133450
A30 Chiverton to Carland	After placing a traffic management frame the operative stepped backwards on the verge. As he stepped back he lost his footing in a depression on the ground causing him to twist his ankle.	
29/03/2021		
Fell, slipped, or tripped on the same level		
Contractor: Chevron		
Employer: Chevron		

Operations - 1-3 day lost time incident		Airweb ref: 133619
East Midlands, Area 7 (CWF), A45, Chowns Mill Scheme, Nr. Wellingborough.	A cement mixer had just been refuelled when, the fuel / vapour ignited resulting in burns to the operative. The flames were extinguished, and the operative taken to hospital with burns to their abdomen and elbow. The operative was discharged from hospital the same day following assessment.	
31/03/2021		
Fire		
Contractor: Carnell Support Services Ltd		
Employer: Carnell Support Services Ltd		

Vehicle incursions into roadworks



Directorate	January 2021	February 2021	March 2021	Total
Operations			1	1
Infrastructure Asset			1	1
Total			1	1

Directorate	Site/Project	Date	Event Subtype	Description of the Event
Operations	DBFO - M25 (Area 5)	26 March	Failure of Infrastructure Asset	At 12.14 this afternoon NOC were alerted to a bridge joint failure at M11/11.80 on the A Track. Our On Call Engineer was alerted at 12.30. Bolts holding joint down have failed.

Map displaying previous 12 months events.

Impact Protection Vehicle (IPV) Strikes

● Asset Security or Personal Security ● Near Miss ● Personal Illness or Injury ● Undesired Circumstance

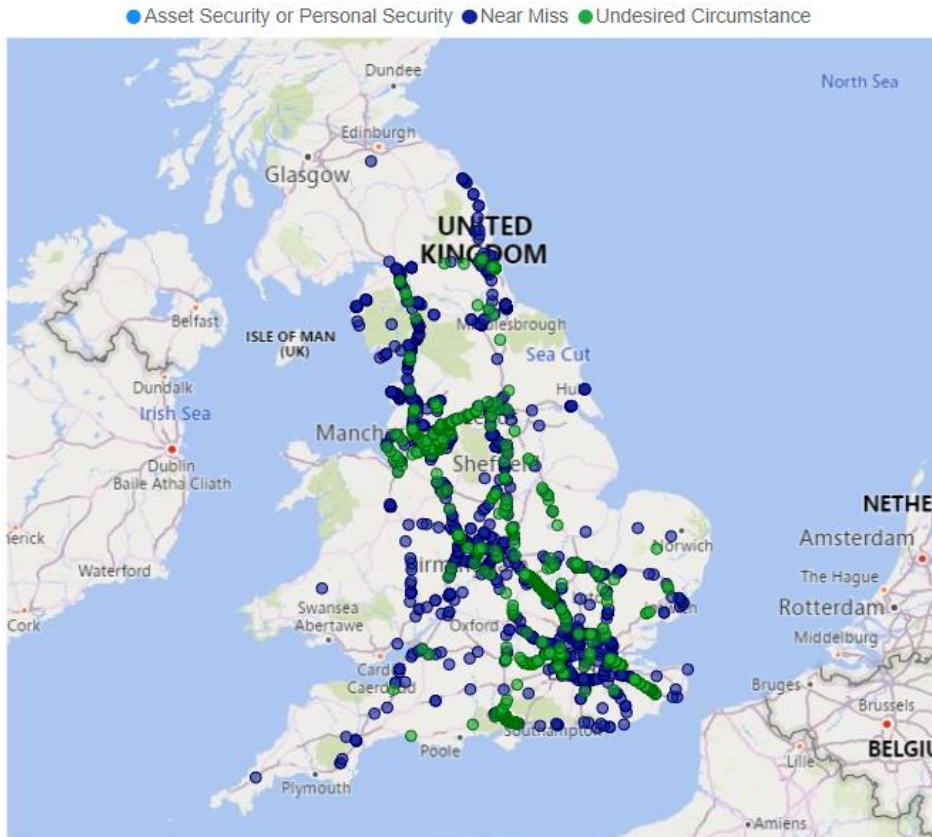


Map displaying previous 12 months events.

Directorate	January 2021	February 2021	March 2021	Total
TO/ROC	1		1	2
Near Miss	1		1	2
Operations		1		1
Near Miss		1		1
Major Projects			1	1
Undesired Circumstance			1	1
Total	1	1	2	4

Directorate	Site/Project	Date	Event Subtype	Description of the Event
TO/ROC	ROC - North East (Wakefield)	15/03/2021	Minor or low potential impact	Log received from CCC advising of ASDA LGV has clipped a roadworker cone truck and knocked the wingmirror off the ADSA LGV could not stop due to roadworks in the area so left scene. VRM provided on the log of the offending vehicle.
Major Projects	MP-0298 - A19 Testos Junction Improvements	15/03/2021	Observation	At approx. 20:10 Traffic Management (TM) was being deployed for A19 Testos Junction Improvements by HW Martin TM (HWM) on the A19 northbound. An Installation Vehicle (IPV) was in operation protecting the workforce laying pre-set equipment. The IPV was positioned in lane one approximately 70 meters from the start of the taper, whilst in this location an HGV, later identified as Asda vehicle, travelling in lane two passed the IPV, as it did so it caused the IPV offside mirror to fold inwards (towards the driver's side window). The driver of the IPV wound down his window and from his seated position pushed the mirror arm back into position, no damage to mirror or mirror arm. There was no interruption to the operation. The third party HGV reported mirror damage to the Highways England Regional Control Centre (RCC) later that evening and when parked up in a safe place.

Infrastructure Incidents including Bridge Strikes



Directorate	January 2021	February 2021	March 2021	Total
Highways England	4	8	3	15
Near Miss	4	6	3	13
Undesired Circumstance		2		2
Lower Thames Crossing		6	11	17
Undesired Circumstance		6	11	17
Major Projects	56	155	224	435
Near Miss	17	16	9	42
Undesired Circumstance	39	139	215	393
Operations	61	74	90	225
Near Miss	55	50	54	159
Undesired Circumstance	6	24	36	66
TO/ROC	54	42	56	152
Asset Security or Personal Security	1			1
Near Miss	35	29	28	92
Undesired Circumstance	18	13	28	59
Total	175	285	384	844

Site Inspections undertaken in March 2021

Directorate	In Month Audits	Red	Amber	Green	Blue	Actions Raised
Major Projects	21	28	55	305	6	72
Total	21	28	55	305	6	72

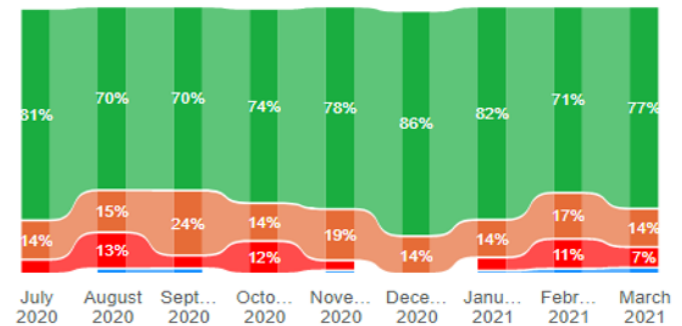
Please note, there have been no Site Inspections recorded for Operations during March

Key to non-conformance RAG status:

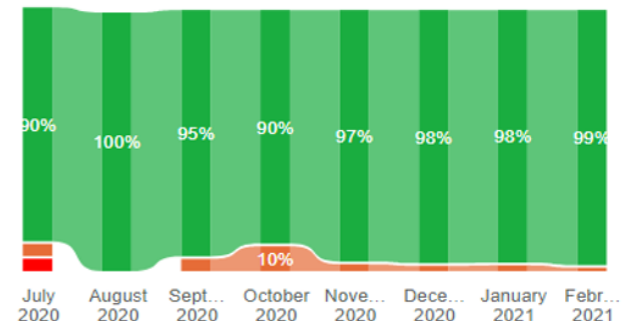
Red	Non-conformance with legislation or Raising the Bar (RtB) requirements
Amber	RtB requirements not adopted everywhere on site or in full, and negative observation
Green	Positive observation relating to management of top risks
★	Exceptional performance or new initiative not widely used on another site

Score Directorate	Red		Amber	
	Identified	Actions	Identified	Actions
Major Projects	22	18	53	39
Documentation	1		5	2
Housekeeping	3	3	9	8
Lifting Operations	2	2		
Management Arrangements	2	2	11	9
Management of Traffic, Mobile Plant and Vehicles	5	4	7	4
Occupational Health			4	3
Office / Welfare Facilities	3	3	7	5
Work at Height and Associated Activities	5	3	8	7
Workforce Communication	1	1	2	1
Total	22	18	53	39

Major Projects Finding Percentages



Operations Finding Percentages




Site Inspections undertaken in March 2021

The following 5 Blue Star awards were recorded for March

Site	Auditor	Category	Finding Details
A19 Down Hill Lane Junction Improvement	Katie Harman	Electrical Safety	3D modelling was used at Testos to visually inform the workforce of the proximity of overhead pylons which straddled the carriageway in relation to a recent gantry installation. The model which identified the method, sequence of work and exclusion zones was used interactively as a training exercise prior to the actual lift taking place.
A1 Scotswood to North Brunton	Katie Harman	Management Arrangements	EAVE Active Hearing Protection with built in exposure monitoring continues to be implemented with the workforce. Feedback on their use has proved it successful, and is providing accurate data which can then be used to ensure that protection levels are sufficient without 'over protection' therefore complying with the requirement to suit the wearer.
A1 Scotswood to North Brunton	Katie Harman	Occupational Health	Robotic plant is used for vegetation clearance reducing worker exposure to hazards such as flying debris, vibration, noise, manual handling and trip hazards.
M27 J4-11	Ian McMillan	Management Arrangements	The project has been given a blue star award for their innovation of glove protection. Sub-contractor McCann Health and Safety manager, identified a consistent issue of no compliance of hand protection and has driven an innovative solution. The hand protection solution provides waterproof, cut resistant and yet dexterous gloves. This provides one glove for multiple uses and reduces the risks from cutting and concreting etc.
A1 Scotswood to North Brunton	Katie Harman	Management Arrangements	Virtual reality headsets were demonstrated for the purpose of driver awareness and TM. Future applications discussed were hazard awareness and induction. Sessions can be tailored to suit the requirements of each scheme, identifying site specific hazards and training requirements

Road User Performance and Road User Safety

- **Breakdowns campaign** – on Wednesday 10th March we launched our biggest ever – and much anticipated – fully integrated, multi-channel ‘emergency aware’ driver education campaign on Breakdowns. The aim is to help increase driver confidence in what to do in the event of a breakdown including on a motorway, with or without a hard shoulder. The campaign forms part of Action 10 of the Smart Motorways stocktake ‘more communication with drivers’ and was developed working in partnership with the AA, RAC, DVLA, BIBA, Green Flag and Mobility as well as the DfT, DVSA and Police. The main message and creative concept is ‘Go Left’ which is the common theme that runs throughout our breakdowns advice e.g. indicate left, move into the left lane, exit left at the next junction/services, or exit left at an emergency area. Based on customer insight, the concept combines the Pet Shop Boys ‘Go West’ song (changing the lyrics to ‘go left’ and incorporating key breakdowns advice) with the quirky appeal of ‘Bugs’ into one treatment. The activity will run for 6 weeks including prime-time TV, radio, video on demand, out of home and digital displays at service stations, PR and social media advertising including YouTube, Facebook, Twitter and Instagram. Plus, partnership activity with ‘Chunkz & Filly’, social media personalities through Joe.co.uk. We’ve also developed a Breakdowns advice film, with the British Sign Language Association, to support our customers with hearing impairments and we are working with a social influencer agency, Purple Goat, to directly access the disabled community and those with hearing impairments.



- We supported West Mercia Police with some local comms activity as they started to use upgraded speed cameras for **red X enforcement**. A variable message sign ‘Red X Enforced’ was activated in the region and posts went out on Highways England and West Mercia police social media channels in the Midlands region. We are working with other police forces who are already enforcing Red Xs caught on camera (and those who will soon start to use upgraded cameras) to get the message out, in their regions, that cameras are now helping to keep motorists safer with this added level of enforcement. We are aiming to do some proactive PR and publicity on Red X over the coming months. On a national scale, we published a Red X Facebook recording on 22nd March on our corporate social media channels to discuss the importance of a Red X. Hosted by Jeremy Phillips, Head of Road User Safety at Highways England, the recording is a filmed conversation with a traffic officer, our national enforcement coordinator and guest Derek Firminger who represents the recovery industry. Facebook ‘Live’ events or recordings are a key part of the engagement work we do with strategic partners and the filmed conversations appeal to a wide range of road users.



- Our **Regional Safety Coordinators** continue to deliver a range of activities, including delivering 2 Load Security Training courses in March whilst continuing to engage with the commercial vehicle sector using the Traffic Officer Service on commercial vehicle safety in the North West. The South West safety team have implemented the Regional Network Safety Performance approach to safety intervention in the region. This approach has been devised to identify issues that, when resolved, will result in a more intuitive and forgiving network and have a positive impact on star rating. Work has commenced on the A30 route between Exeter (M5 Junction 31) and Penzance, Cornwall. The route has been split into three sections with members of the safety engineering team analysing each section independently. The individual teams then come together to discuss the identified issues and decide upon consistent improvements throughout the route. This has identified a significant number of features that, if improved, will result in a reduction in the number and severity of collisions.

Road User Performance and Road User Safety – continued.

- We have secured Openreach as a new **DfBB partner** and will also be joining the Van Reference Group led by the Commercial Vehicle Incident Prevention Team. Since first meeting with DfBB in 2019 Openreach have introduced a number of new policies and interventions to improve the safety of their driving workforce including developing their own internal speed awareness course, manager training days and re-siting roadside cabinets and poles that has reduced potential near misses by approximately 100,000. DfBB celebrated **International Women's Day** highlighting the success of women in the transport sector and particularly those in Highways England. A programme of interviews are planned with key women leaders over the next 12 months, including Mel Clarke, Highways England's Customer Service Director. DfBB contributed to improving the **Health and Safety Executive's work-related road risk guidance**, currently known as INDG382. Several staff from both the Strategic Safety Team and the wider DfBB team were interviewed as part of the refresh and DfBB used our campaign channels to promote engagement with the consultation in support of HSE.



Health, Safety & Wellbeing Team Update

Safety Alerts: There have been **11** Safety Alerts issued in the month of March:

- HEi211 – Highways England for Information Safety Alert - [High Pressure Gas Main Strike](#)
- HEi212 – Highways England for Information Safety Alert - [In Ear Headphones](#)
- HEi213 – Highways England for Information Safety Alert - [Excavator use near trenches](#)
- HEi214 – Highways England for Information Safety Alert - [CCTV Track bracket near miss](#)
- HEi215 – Highways England for Information Safety Alert - [M6 Gantry](#)
- HEi216 – Highways England for Information Safety Alert - [Winch Cable Failure Incident](#)
- HEi217 – Highways England for Information Safety Alert - [Mobile VMS Wheel Incident](#)
- HEi218 – Highways England for Information Safety Alert - [Spider Bite](#)
- HEi219 – Highways England for Information Safety Alert - [Finger Injury - 3 day lost time incident](#)
- HEi220 – Highways England for Information Safety Alert - [Drilling Contractor - lost time incident](#)
- HEi221 – Highways England for Information Safety Alert - [Hazardous Tree Removal](#)