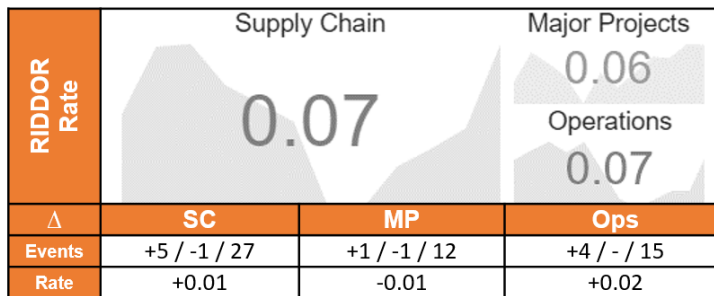


# June 2021

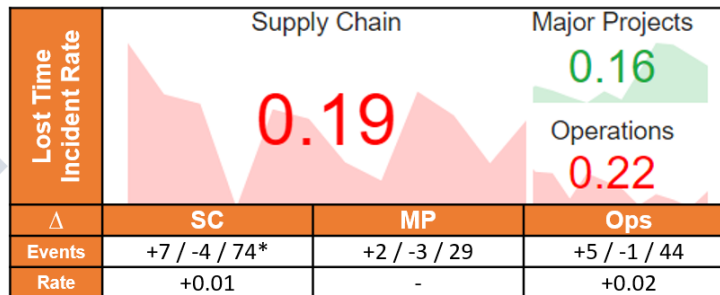
## Summary Health Safety & Wellbeing Performance Report

Board Sponsor: Alan Cumming  
Executive Sponsor: Mike Wilson  
Author: Mark Byard

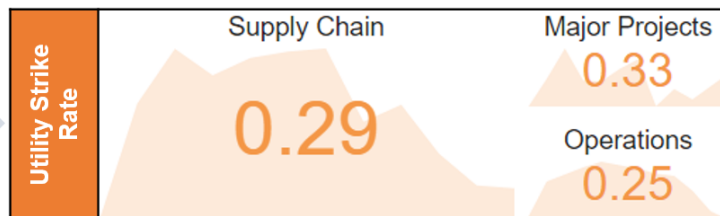
# Executive Summary



The 3 Numbers; In Month Incidents / Out of Scope Incidents / Total 12 Month Incidents



The 3 Numbers; In Month Incidents / Out of Scope Incidents / Total 12 Month Incidents  
\*+1 LTI for LTC



All data included within this report is up to date as of **2 July 2021**. This performance report is provided to assist the Board and Executive to fulfil their leadership and management responsibilities in respect of health and safety. All incidents within the report have been reviewed by the Health, Safety & Wellbeing Division

## Hours worked

<b>Lower Thames Crossing</b>			
345,415	8.37%	28,910	9.13%
12 Month Total	12 Month Change	Current Month	1 Month Change
<b>Major Projects</b>			
18,518,562	0.43%	1,591,956	0.43%
12 Month Total	12 Month Change	Current Month	1 Month Change
<b>Operations</b>			
20,308,671	-0.05%	1,689,970	-0.05%
12 Month Total	12 Month Change	Current Month	1 Month Change




**Please note:** The Lost Time Incident rate targets have been amended. These have therefore been updated to reflect these changes.

# RIDDOR & Lost Time Incident frequency rates

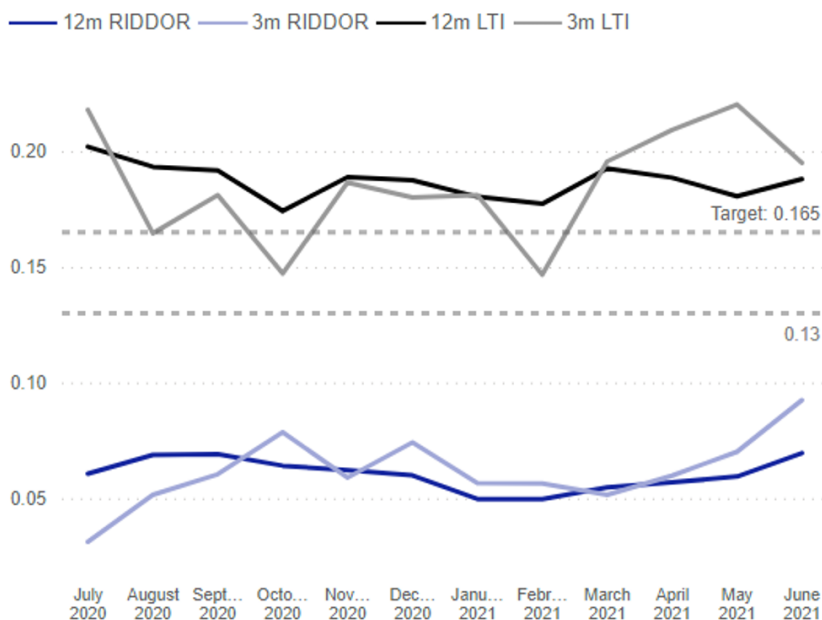
RIDDORs

Directorate	In Month	Rate	3 Months	Rate	12 Months	Rate
Lower Thames Crossing	0	0.00	0	0.00	0	---
Major Projects	1	0.06	2	0.04	12	0.06
Operations	4	0.24	7	0.14	15	0.07
Supply Chain	5	0.15	9	0.09	27	0.07

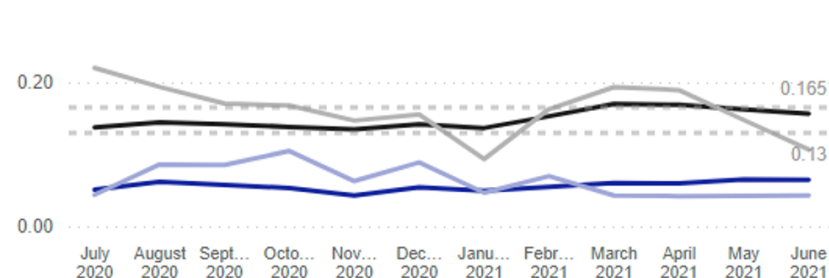
Lost Time Incidents

Directorate	In Month	Rate	3 Months	Rate	12 Months	Rate
Lower Thames Crossing	0	0.00	0	0.00	1	---
Major Projects	2	0.13	5	0.11	29	0.16 
Operations	5	0.30	14	0.28	44	0.22 
Supply Chain	7	0.21	19	0.19	74	0.19 

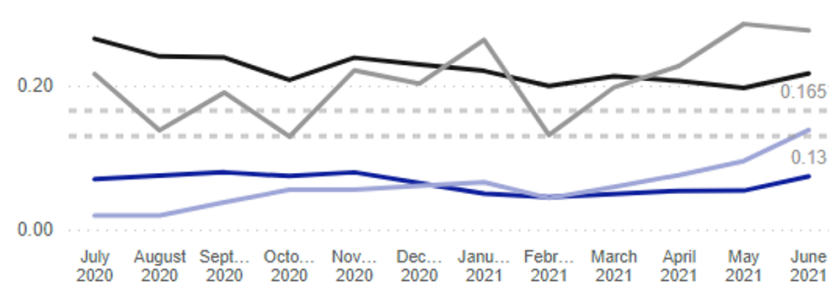
Supply Chain






Major Projects



Operations






**Note:** The data in the tables for the Lower Thames Crossing; is 1 and 3 month rolling data, due to the directorate change reflected in reporting from 1/11/20.

Red 	Amber 	Green 
> 0.19	0.166-0.18	< 0.165




RAG ranges are in-line with 21/22 vesting ranges

## Targets

### Lost Time Incident rate

Red 	Amber 	Green 
> 0.19	0.166-0.18	< 0.165

### Utility Strikes

Red 	Amber 	Green 
> 0.48	0.19-0.47	< 0.18

# Performance by Supplier across the Supply Chain

Supplier Name	Total Hours	Lost Time Incidents	Lost Time AFR	RIDDORs	RIDDOR AFR	Utility Strikes	Utility Strike FR
Balfour Beatty	5,866,801	7	0.12	4	0.07	14	0.24
Kier	5,821,019	9	0.15	4	0.07	9	0.15
Costain	4,566,711	8	0.18	0	0.00	13	0.28
Aone+	2,317,095	1	0.04	0	0.00	1	0.04
Connect Plus	2,287,424	4	0.17	2	0.09	7	0.31
BAM Nuttall	2,152,002	3	0.14	3	0.14	9	0.42
Amey	1,833,635	7	0.38	2	0.11	2	0.11
Ringway Ltd	1,070,899	4	0.37	2	0.19	5	0.47
Aecom	849,980	2	0.24	1	0.12	0	0.00
Skanska	815,124	1	0.12	0	0.00	4	0.49
Telent	799,304	2	0.25	1	0.13	0	0.00
Carnell Support Services Ltd	748,292	5	0.67	1	0.13	6	0.80
Chevron	675,142	3	0.44	0	0.00	0	0.00
Galliford Try	604,713	0	0.00	0	0.00	4	0.66
Autolink Concessionaires (A19) Ltd	386,507	1	0.26	0	0.00	0	0.00
Graham Construction	349,079	0	0.00	0	0.00	2	0.57
John Sisk	331,881	0	0.00	0	0.00	2	0.60
Egis	311,989	3	0.96	1	0.32	2	0.64
Interserve	307,843	1	0.32	0	0.00	1	0.32
Volker Fitzpatrick	292,783	1	0.34	0	0.00	7	2.39
Colas	281,446	3	1.07	2	0.71	3	1.07
CHC Highways	260,987	1	0.38	0	0.00	0	0.00
Osborne	215,246	2	0.93	1	0.46	4	1.86
Perfect Circle	187,922	0	0.00	0	0.00	1	0.53
M J Church	185,493	1	0.54	0	0.00	7	3.77
Aggregate Industries	134,289	0	0.00	0	0.00	1	0.74
AE Yates	79,507	0	0.00	0	0.00	1	1.26
J McCann	68,866	0	0.00	0	0.00	1	1.45
Road Management Services	59,428	1	1.68	1	1.68	0	0.00
Balvac	58,750	2	3.40	0	0.00	1	1.70
Joe Roocroft & Sons Ltd	57,086	0	0.00	0	0.00	1	1.75
Ground Control	40,687	0	0.00	0	0.00	1	2.46
R W Civil Engineering	40,525	1	2.47	1	2.47	0	0.00
Idverde	35,109	0	0.00	0	0.00	1	2.85
Dyer and Butler	27,512	0	0.00	0	0.00	1	3.63
Jointline Limited	20,451	0	0.00	1	4.89	0	0.00
Forkers Ltd	19,955	0	0.00	0	0.00	1	5.01
RPS Group	438	1	228.31	0	0.00	0	0.00
Total	39,172,648	74	0.19	27	0.07	113	0.29

# Performance by Supplier across Major Projects

Directorate	Major Projects						
Function	Hours	Lost Time Incidents	Lost Time AFR	RIDDORs	RIDDOR AFR	Utility Strikes	Utility Strike FR
CIP	1,300,089	4	0.31	1	0.08	5	0.38
RIP	7,254,746	13	0.18	1	0.01	33	0.45
SMP	9,963,727	12	0.12	10	0.10	24	0.24
<b>Total</b>	<b>18,518,562</b>	<b>29</b>	<b>0.16</b>	<b>12</b>	<b>0.06</b>	<b>62</b>	<b>0.33</b>

## Targets

### Lost Time Incident rate

Red	Amber	Green
> 0.19	0.166-0.18	< 0.165

### Utility Strikes

Red	Amber	Green
> 0.48	0.19-0.47	< 0.18




Directorate	Major Projects						
Function	Hours	Lost Time Incidents	Lost Time AFR	RIDDORs	RIDDOR AFR	Utility Strikes	Utility Strike FR
CIP	1,300,089	4	0.31	1	0.08	5	0.38
RIP	7,254,746	13	0.18	1	0.01	33	0.45
RIP North	4,499,745	8	0.18	1	0.02	17	0.38
Midlands	1,219,879	1	0.08	0	0.00	6	0.49
North West	1,138,035	2	0.18	1	0.09	1	0.09
Yorkshire and North East	2,141,831	5	0.23	0	0.00	10	0.47
RIP South	2,755,001	5	0.18	0	0.00	16	0.58
East	756,407	1	0.13	0	0.00	2	0.26
South East	1,401,901	2	0.14	0	0.00	12	0.86
South West	596,693	2	0.34	0	0.00	2	0.34
SMP	9,963,727	12	0.12	10	0.10	24	0.24
<b>Total</b>	<b>18,518,562</b>	<b>29</b>	<b>0.16</b>	<b>12</b>	<b>0.06</b>	<b>62</b>	<b>0.33</b>

# Performance by Supplier across Operations




Directorate	Operations						
Regions	Total Hours	Lost Time Incidents	Lost Time AFR	RIDDORs	RIDDOR AFR	Utility Strikes	Utility Strike FR
South East	4,344,648	6	0.14	3	0.07	9	0.21
Midlands	4,053,454	12	0.30	2	0.05	10	0.25
Yorkshire and North East	3,376,992	2	0.06	0	0.00	2	0.06
North West	2,603,630	9	0.35	4	0.15	6	0.23
East	2,566,478	6	0.23	2	0.08	6	0.23
South West	2,240,435	7	0.31	3	0.13	17	0.76
National	1,123,034	2	0.18	1	0.09	0	0.00
<b>Total</b>	<b>20,308,671</b>	<b>44</b>	<b>0.22</b>	<b>15</b>	<b>0.07</b>	<b>50</b>	<b>0.25</b>

## Targets

Lost Time Incident rate

Red 	Amber 	Green 
> 0.19	0.166-0.18	< 0.165

Utility Strikes

Red 	Amber 	Green 
> 0.48	0.19-0.47	< 0.18

Directorate	Operations						
Regions	Total Hours	Lost Time Incidents	Lost Time AFR	RIDDORs	RIDDOR AFR	Utility Strikes	Utility Strike FR
<b>South East</b>	<b>4,344,648</b>	<b>6</b>	<b>0.14</b>	<b>3</b>	<b>0.07</b>	<b>9</b>	<b>0.21</b>
DBFO - M25 (Area 5)	2,287,424	4	0.17	2	0.09	7	0.31
Area 3	998,455	0	0.00	0	0.00	1	0.10
Area 4	848,470	2	0.24	1	0.12	1	0.12
M20 Quick Moveable Barrier Project	159,721	0	0.00	0	0.00	0	0.00
RTMC: M25 Regional Technology Contract	27,691	0	0.00	0	0.00	0	0.00
RTMC: South East Regional Technology	22,887	0	0.00	0	0.00	0	0.00
<b>Midlands</b>	<b>4,053,454</b>	<b>12</b>	<b>0.30</b>	<b>2</b>	<b>0.05</b>	<b>10</b>	<b>0.25</b>
Area 9	2,380,442	5	0.21	0	0.00	6	0.25
Area 7	1,620,168	7	0.43	2	0.12	4	0.25
DBFO - A50 / A564 Stoke to Derby	52,844	0	0.00	0	0.00	0	0.00
<b>Yorkshire and North East</b>	<b>3,376,992</b>	<b>2</b>	<b>0.06</b>	<b>0</b>	<b>0.00</b>	<b>2</b>	<b>0.06</b>
Area 12	1,988,829	0	0.00	0	0.00	1	0.05
Area 14	779,632	1	0.13	0	0.00	1	0.13
DBFO - A168 / A19 Dishforth to Tyne Tunnel	386,507	1	0.26	0	0.00	0	0.00
DBFO - A1 Darrington to Dishforth	87,587	0	0.00	0	0.00	0	0.00
North East Tech Mac Contract	53,228						
DBFO - M1 - A1 Link Road	47,240						
DBFO - A69 Carlisle to Newcastle	33,969	0	0.00	0	0.00	0	0.00



# Performance by Supplier across Operations (continued)

Directorate		Operations					
Regions	Total Hours	Lost Time Incidents	Lost Time AFR	RIDDORs	RIDDOR AFR	Utility Strikes	Utility Strike FR
<b>North West</b>	<b>2,603,630</b>	<b>9</b>	<b>0.35</b>	<b>4</b>	<b>0.15</b>	<b>6</b>	<b>0.23</b>
Area 10	1,656,988	6	0.36	2	0.12	5	0.30
Area 13	933,770	3	0.32	2	0.21	1	0.11
RTMC: North West Regional Technology Contract	12,872						
<b>East</b>	<b>2,566,478</b>	<b>6</b>	<b>0.23</b>	<b>2</b>	<b>0.08</b>	<b>6</b>	<b>0.23</b>
Area 6 & 8	2,162,673	2	0.09	0	0.00	4	0.18
DBFO - M40 J1-15 Denham to Warwick (area 30)	311,989	3	0.96	1	0.32	2	0.64
DBFO - A1(M) Alconbury to Peterborough	36,454	1	2.74	1	2.74	0	0.00
DBFO - A419 / A417 Swindon to Gloucester	22,974	0	0.00	0	0.00	0	0.00
RTMC: East Regional Technology Contract	21,788	0	0.00	0	0.00	0	0.00
East CDF (All Packages)	10,600						
<b>South West</b>	<b>2,240,435</b>	<b>7</b>	<b>0.31</b>	<b>3</b>	<b>0.13</b>	<b>17</b>	<b>0.76</b>
Area 1 & 2	2,043,311	7	0.34	3	0.15	17	0.83
Severn Bridge	79,474	0	0.00	0	0.00	0	0.00
DBFO - A30 / A35 Exeter to Bere Regis	47,762	0	0.00	0	0.00	0	0.00
Severn Bridge Maintenance Unit	37,171	0	0.00	0	0.00	0	0.00
RTMC: South West Regional Technology Contract	32,717	0	0.00	0	0.00	0	0.00
<b>National</b>	<b>1,123,034</b>	<b>2</b>	<b>0.18</b>	<b>1</b>	<b>0.09</b>	<b>0</b>	<b>0.00</b>
NRTS - National Roads Telecommunications Services	725,391	2	0.28	1	0.14	0	0.00
Highways England TFM	237,615						
NGVR National - Next Generation Vehicle Recovery	57,017	0	0.00	0	0.00	0	0.00
Redflex Speed Cameras	53,860						
Property Management, Enquiries, Sales & Estates	24,593	0	0.00	0	0.00	0	0.00
National Expert Control Room Tech Support -NECoRTS	22,558						
HE Noise Insulation Project	2,000	0	0.00	0	0.00	0	0.00

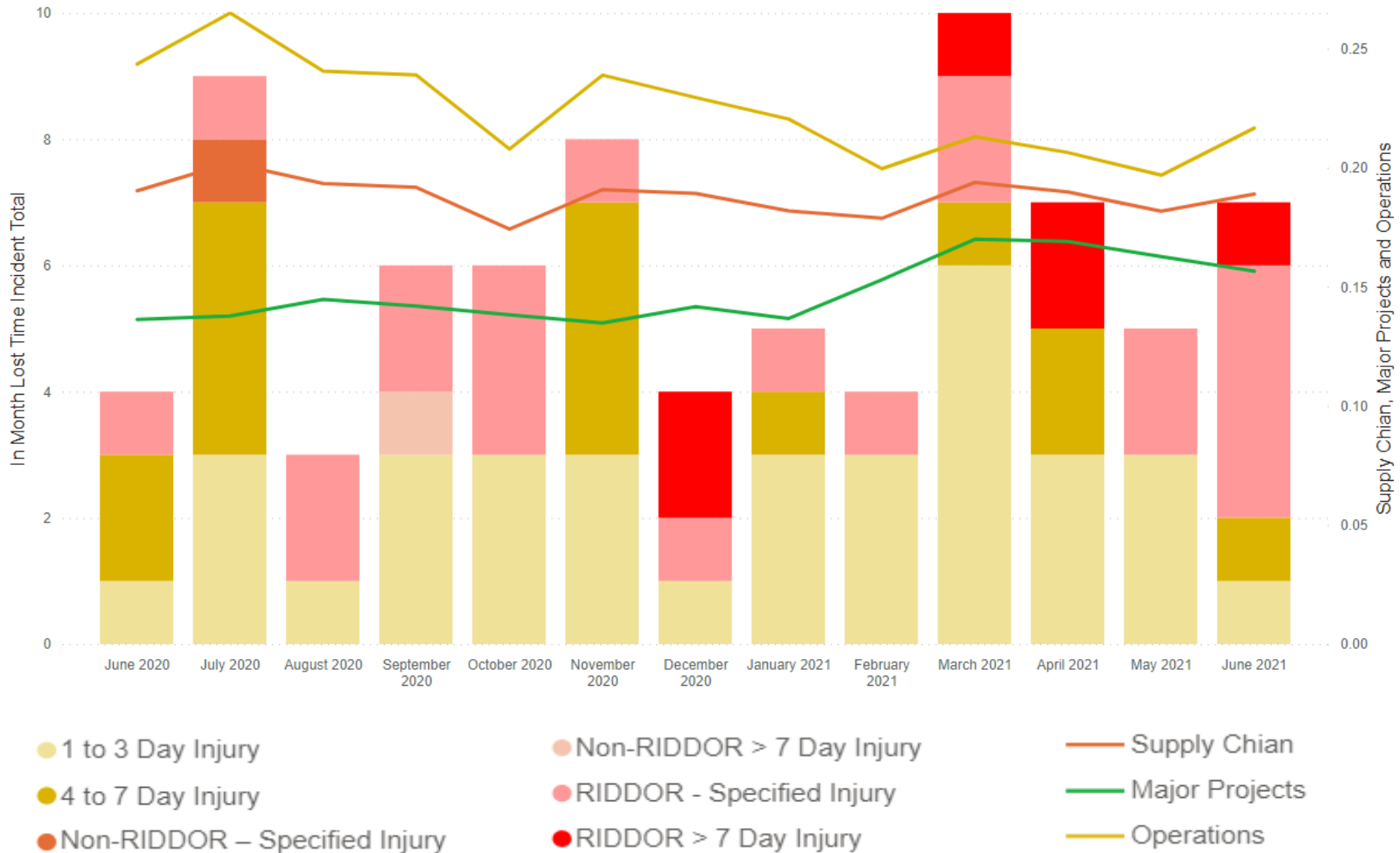
## Targets

Lost Time Incident rate		
Red	Amber	Green
> 0.19	0.166-0.18	< 0.165

Utility Strikes		
Red	Amber	Green
> 0.48	0.19-0.47	< 0.18

# Lost Time Incidents recorded by Supplier

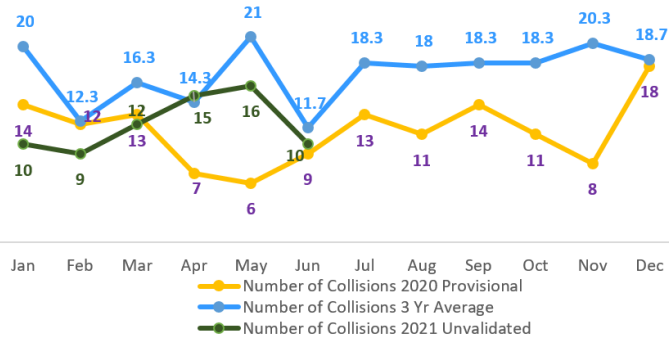
Supply Chain Lost Time Incident Rate and Event Type



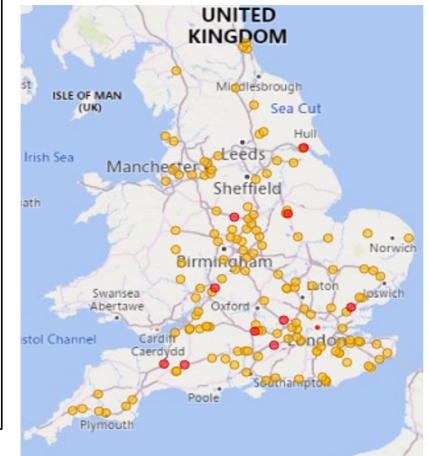
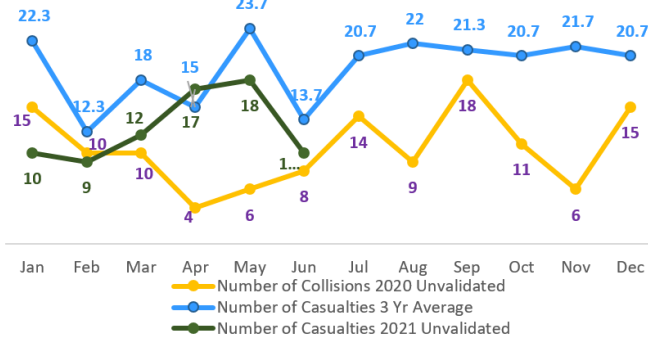


# Road User performance - Fatality data

Number of fatal collisions by month 2017 - 2019 average, 2020 provisional and 2021 unvalidated to date



Number of fatal casualties by month 2017 - 2019 average, 2020 unvalidated and 2021 to date



Ref	Date & Time of Incident	Location	Road Type	Road Works	Incident Vehicles Involved	No. of Fatalities
1	03/06/2021 14:04	A404, Little Marlow, Buckinghamshire	A Road	No	1 HGV, 1 Pedestrian	1
2	13/06/2021 18:56	A34, Chieveley, Berkshire	A Road	No	1 Motorcycle	1
3	14/06/2021 15:46	A1, Barrowby, Lincolnshire	A Road	No	1 HGV, 1 Van	1
4	15/06/2021 20:40	A46, Tewksbury, Gloucestershire	A Road	No	1 HGV, 1 Car	1
5	16/06/2021 23:25	A303, Podimore, Somerset	A Road	No	1 HGV, 1 Car	1
6	17/06/2021 20:20	M3, Hook, Hampshire	Motorway	No	1 Car	1
7	21/06/2021 11:47	A12, Chelmsford, Essex	A Road	Unknown	2 Cars	1
8	22/06/2021 12:47	A50, Scropton, Derbyshire	A Road	No	1 Motorcycle	1
9	24/06/2021 22:37	A63, Hull, East Yorkshire	A Road	No	1 Motorcycle	1
10	26/06/2021 04:06	M5, Sedgemoor, Somerset	Motorway	No	1 Car	1
Total						10

The National Incident Liaison Officer (NILO), Media and Police Reports provide some understanding on the number of fatalities on the strategic road network. Based on our current understanding there are ten fatalities due to road traffic collisions and three suspected suicides in June. The historic number of fatalities in the month of June for 2017 – 2019, indicates that the average number of fatalities was 13.7. The locations of the fatal collisions are plotted on maps of the SRN, red markers indicate a fatal collision during June and yellow markers are the previous 11 months on a rolling total.

Fatal Collisions Rolling 12-Month Overview.  
Previous 11 months in yellow and for June 2021 in red.

2021 Number of fatal collisions and fatal casualties per month														
	Jan	Feb	Mar	Apr	May	Jun	To Date	Jul	Aug	Sept	Oct	Nov	Dec	Total
Collisions	10	9	12	15*	16	10	72							
Casualties	10	9	12	17*	18	10	76							

2017 – 2019 Three-year average of the number of fatal collision and casualties														
	Jan	Feb	Mar	Apr	May	Jun	To Date	Jul	Aug	Sept	Oct	Nov	Dec	Total
Collisions	20	12.3	16.3	14.3	21	11.7	95.6	18.3	18	18.3	18.3	20.3	18.7	207.7
Casualties	22.3	12.3	18	15	23.7	13.7	105	20.7	22	21.3	20.7	21.7	20.7	232

2021 Number of fatal casualties by road type year to date													
	Jan	Feb	Mar	Apr	May	Jun	Jul	Aug	Sept	Oct	Nov	Dec	Total
Motorway	3	2	6	2	7	2							22
Controlled Motorway	0	2	0	0	0	0							2
All Lane Running	1	0	0	3	0	0							4
Dynamic Hard Shoulder	1	0	0	0	0	0							1
A Road	5	5	6	12*	11	8							47
Total	10	9	12	17*	18	10							76

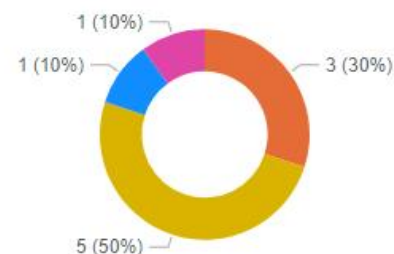
\*April increased by one collision and casualty as a pedestrian RTC was originally reported as a suspected suicide.

# Utility Strikes recorded by Supplier

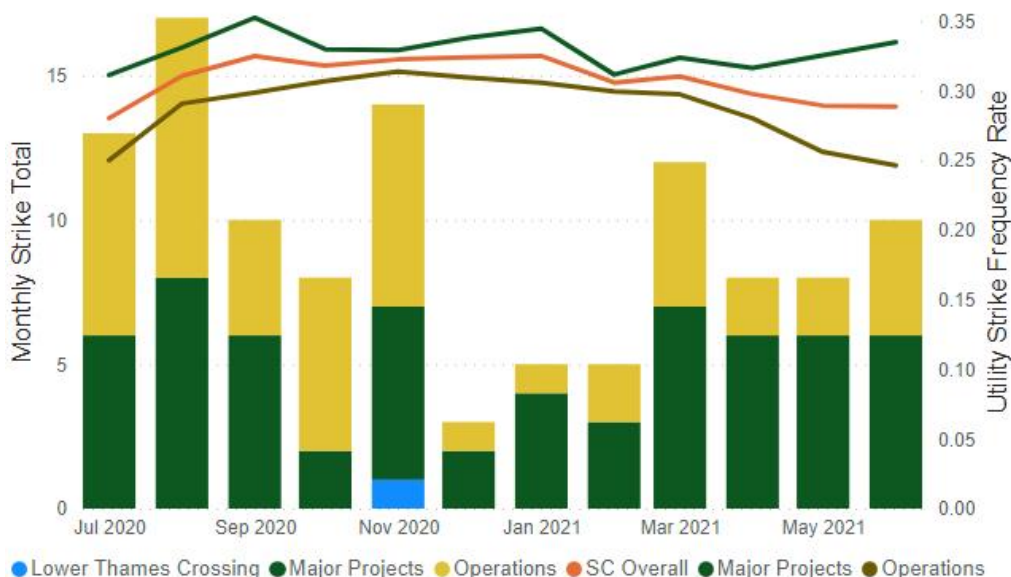
Directorate	Infrastructure Asset	Near Miss	Undesired Circumstance	Total
Lower Thames Crossing	1		0	1
Major Projects	62	6	2	70
Operations	50	0	1	51
Supply Chain	113	6	3	122

Directorate	12m Rate	Other Cables/Pipelines	Electricity	Water	Gas	CCTV	Total
Lower Thames Crossing		0	0	0	1	0	1
Major Projects	0.33	20	26	11	1	3	62
Operations	0.25	17	25	6	1	1	50
Supply Chain	0.29	37	51	17	3	4	113

In Month Strikes ● Other Cable... ● Electricity ● Water ● Gas ● CCTV



Utility Strikes Reported per Month and Frequency Rates



● Lower Thames Crossing ● Major Projects ● Operations



# Summary of Significant Supply Chain Incidents reported

Operations - RIDDOR Specified Injury		Airsweb ref: 137256
North West region, M60, J11, Near Sale.	While installing traffic management, the operative stepped over the barrier to recover the frame for a sign, unaware of 4" fence post lying abandoned behind the barrier. After stepping on the fence post, thinking this was solid ground, it rolled away from under him causing a fractured ankle in his fall.	
01/06/2021		
Fell, slipped, or tripped on same level		
Contractor: Colas		
Employer: Colas		

RIDDOR

Major Projects - RIDDOR Specified Injury		Airsweb ref: 137552
Smart Motorway Project, M4 J3 – J12	During temporary traffic management operations, a section of temporary barrier over-turned and fell on to the foot of an operative. The operative sustained fractured bones to his foot. He was hospitalised and is due to undergo surgery. The operative is likely to be off work for a considerable period.	
06/06/2021		
Hit by a moving or falling object		
Contractor: Balfour Beatty		
Employer: Balfour Beatty		

RIDDOR

Operations - RIDDOR Specified Injury		Airsweb ref: 137695
South East region, DBFO M25, Kent Marshalling Area	An incident support unit operative was climbing down from the side of a low loader, and fell striking their head on a nearby Connect Plus Services maintenance vehicle, before landing on the ground. The operative was unconscious for a number of minutes and treated at the scene. He was taken to hospital, conscious but being sick.	
09/06/2021		
Fell from a Height		
Contractor: Connect Plus		
Employer: Connect Plus		

RIDDOR

SIGNIFICANT INCIDENTS

# Summary of Significant Supply Chain Incidents reported

Operations - RIDDOR Specified Injury		Airswest ref: 137692
East region, DBFO - M40. Handy Cross Depot.	While facilitating salt deliveries, the depot works manager and a delivery driver disturbed intruders to the site. They attempted to intervene by reaching into the open window of the intruder's vehicle, at which point the intruders made off in the vehicle dragging both the works manager and the delivery driver with them. They fell to the ground after some 10 metres, where the intruder's vehicle then ran them over. Emergency services were called. The works manager and the delivery driver were taken to John Radcliffe Hospital with serious injuries.	
09/06/2021		
Intentional illegal access to site		
Contractor: Egis		
Employer: Egis		
Operations - RIDDOR over 7 days		Airswest ref: 137910
East Midlands, A1 NB nr North Muskham	A HGV driver struck the rear of a deployed Impact Protection Vehicle (IPV) that was protecting the Traffic Management operatives, collecting the 200yd Wicket. The IPV driver has reported pain in their left leg and lower back.	
12/06/2021		
IPV Strike		
Contractor: Amey		
Employer: Amey		
Major Projects - 4-7 days Lost Time Incident		Airswest ref: 138063
Regional Investment Programme (South), A30, at Temporary Accommodation Site.	An operative picked up a drill to remove the drill bit, by holding the chuck and pressing the trigger. The action of applying the trigger allowed the motor to rotate, subsequently applying torque to the chuck. The operative's gloved right hand caught in the chuck / drill bit, pulling his thumb against the drill bit. The operative went to hospital and an x-ray confirmed the thumb wasn't broken. The hand and thumb have however been placed in a split cast, awaiting consultation with a hand specialist.	
15/06/2021		
Injured while handling – Lifting or Carrying		
Contractor: Costain		
Employer: Costain		
Operations - 1-3 day Lost Time Incident		Airswest ref: 138836
East Midlands region.	A stack of 9x1m traffic cones toppled over at ground level and struck the operative on his forearm. A first aider observed a small red mark, that later became swollen. The operative was taken to hospital, no x-ray was taken, but the operative was advised to take painkillers.	
28/06/2021		
Hit by moving or falling object		
Contractor: Amey		
Employer: Amey		

RIDDOR

RIDDOR

LTI

LTI

SIGNIFICANT INCIDENTS

# Vehicle incursions into roadworks

● Asset Security or Personal Security ● Near Miss ● Personal Illness or Injury ● Undesired Circumstance

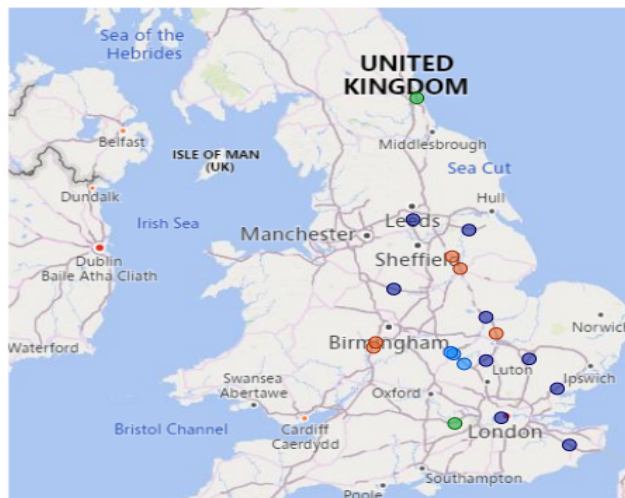


Directorate	April 2021	May 2021	June 2021	Total
<b>Highways England</b>	<b>5</b>	<b>5</b>	<b>4</b>	<b>14</b>
Asset Security or Personal Security			1	1
Near Miss	5	3	2	10
Undesired Circumstance		2	1	3
<b>Lower Thames Crossing</b>	<b>5</b>	<b>2</b>		<b>7</b>
Undesired Circumstance	5	2		7
<b>Major Projects</b>	<b>287</b>	<b>275</b>	<b>144</b>	<b>706</b>
Near Miss	14	8	7	29
Undesired Circumstance	273	267	137	677
<b>Operations</b>	<b>72</b>	<b>49</b>	<b>54</b>	<b>175</b>
Near Miss	42	31	32	105
Undesired Circumstance	30	18	22	70
<b>TO/ROC</b>	<b>43</b>	<b>45</b>	<b>45</b>	<b>133</b>
Asset Security or Personal Security		2		2
Near Miss	27	29	30	86
Personal Illness or Injury	1			1
Undesired Circumstance	15	14	15	44
<b>Total</b>	<b>412</b>	<b>376</b>	<b>247</b>	<b>1035</b>



# Impact Protection Vehicle (IPV) Strikes

● Asset Security or Personal Security ● Near Miss ● Personal Illness or Injury ● Undesired



Directorate	April 2021	May 2021	June 2021	Total
<b>Operations</b>	<b>1</b>	<b>2</b>	<b>3</b>	<b>6</b>
Near Miss		2	2	4
Personal Illness or Injury	1		1	2
<b>Major Projects</b>			<b>1</b>	<b>1</b>
Asset Security or Personal Security			1	1
<b>Total</b>	<b>1</b>	<b>2</b>	<b>4</b>	<b>7</b>

Directorate	Site/Project	Date	Event Subtype	Description of the Event
Major Projects	MP-0147 - M1 J13-16	10 June	Property Damage - Incidental	Impact Protection Vehicle (IPV) correctly set up in Lane 1 of M1 to recover a broken down car. A HGV was travelling in Lane 2 behind another HGV. The rear HGV pulled into lane 1, the driver must have seen the IPV and swerved back into Lane 2. HGV struck rear off side of cushion. HGV did not stop. Incident reported to Police.
Operations	Area 7	12 June	RIDDOR > 7 Day Injury	HGV struck the rear of the deployed IPV that was protecting the TM crew who were in the process of collecting the 200yd Wicket.
Operations	M20 Quick Moveable Barrier Project	22 June	High Potential RIDDOR chance avoidance	At 10.10 a light recovery vehicle and 2 IPV's were dispatched to recover a broken down vehicle. When lowering the bed of the vehicle the hydraulics stopped working, it was identified that an electrical fault was the issue. A second light recovery vehicle came to site and recovered the broken down van. Shortly after the IPV parked on the hard shoulder, left site to attend another break down. This left the broken down recovery vehicle on the hard shoulder and partially in lane 1 and an IPV parked in lane 1. At approximately 12.40 a Range Rover Evoque struck the offside rear of the IPV coming to rest in lane 3 adjacent to the broken down recovery vehicle. The driver left the vehicle and started making phone calls whilst still in lane 3 and then crossed the carriageway on to the hard shoulder. The driver of the broken down recovery vehicle then crossed the carriageway and got into the Range Rover and drove it onto the hard shoulder.
Operations	Area 6 & 8	29 June	High Potential non-RIDDOR intervention by person	Ringway were installing a Lane 1 closure on the A421 EB between the A600 – A603 with a merge for the A603 entry slip. They had installed the chapter 8 advance warning signs they were then starting to install the taper at Mp 17/3 when the IPV was struck by an articulated lorry at 21:10



# Infrastructure Incidents including Bridge Strikes

● Infrastructure Asset



Directorate	April 2021	May 2021	June 2021	Total
<b>Operations</b>	1	1	1	3
Infrastructure Asset	1	1	1	3
<b>Major Projects</b>		1		1
Infrastructure Asset		1		1
<b>Total</b>	1	2	1	4

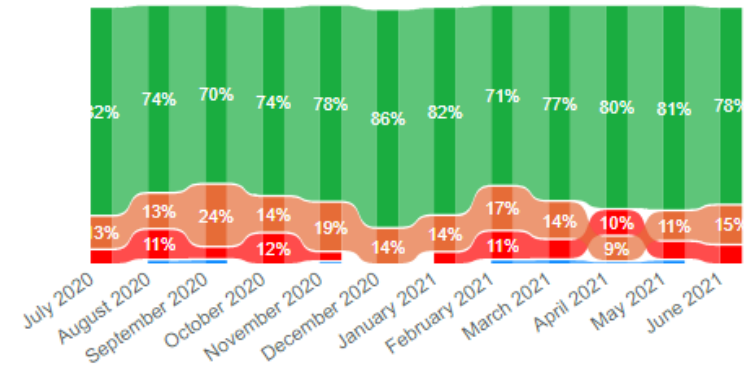
Directorate	Site/Project	Date	Event Subtype	Description of the Event
Operations	DBFO - M25 (Area 5)	14 June	Failure of Infrastructure Asset	Bridge expansion joint failure on SK 2989; Woodford West Viaduct in lane 1.

# Site Inspections undertaken in June 2021

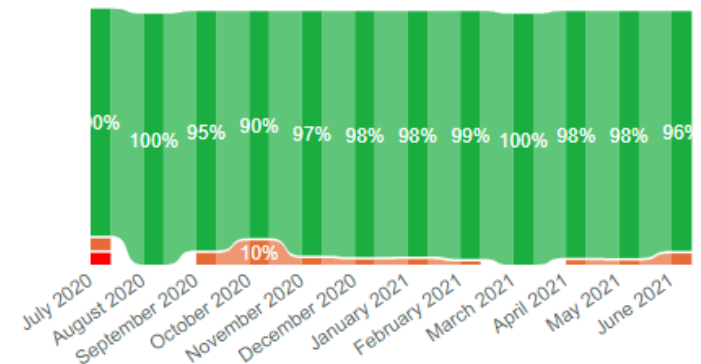
Directorate	In Month Inspections	Red	Amber	Green	Blue	Actions Raised
Operations	23	0	23	490	0	2
Major Projects	17	20	43	222	0	47
<b>Total</b>	<b>40</b>	<b>20</b>	<b>66</b>	<b>712</b>	<b>0</b>	<b>48</b>

Score Directorate	Red		Amber	
	Identified	Actions	Identified	Actions
<b>Major Projects</b>	<b>20</b>	<b>14</b>	<b>43</b>	<b>26</b>
Documentation	1		5	3
Electrical Safety			1	1
Housekeeping	2	1	6	4
Management Arrangements	3	3	5	4
Management of Traffic, Mobile Plant and Vehicles	3	2	12	6
Occupational Health	3	2	1	
Office / Welfare Facilities	3	2	7	4
Work at Height and Associated Activities	5	4	2	
Workforce Communication			4	4
<b>Operations</b>			<b>23</b>	
Documentation			2	
Housekeeping			11	
Lifting Operations			1	
Management Arrangements			2	
Management of Traffic, Mobile Plant and Vehicles			3	
Office / Welfare Facilities			3	
Workforce Communication			1	
<b>Total</b>	<b>20</b>	<b>14</b>	<b>66</b>	<b>26</b>

## Major Projects Finding Percentages



## Operations Finding Percentages



# Road User Performance and Road User Safety

- We issued a [Mobile phone and seat belt safety alert](#) on 15th June. We are currently trialling detection technology to identify mobile phone and seat belt noncompliance to nudge road users to change their behaviour. The systems are at an early stage in their trial, however early data has demonstrated an average of 126 mobile phone possible offences and 56 seat belt misuse detections per day. This data was taken from lane 1 only and therefore the scale of this risk could be much higher. The purpose of this alert was to reinforce amongst Highways England staff and our Supply Chain the safety risks associated with these behaviours - as well as the responsibilities of Directors and managers to ensure any driving risks are minimised. (Picture shows the driver texting and the passenger not wearing a seat belt.)
- Driving for Better Business – As part of the refreshed Managed Engagement Strategy in June we have successfully brought on board the following organisations and Trade Associations: ASDA, eStar Mercedes (Truck and Van), Metrorod (running UK wide franchises), Northern Powergrid, Warburtons, Wm Morrison, Electrical Contractors Association, British Association of Landscape Industries.
- Our Regional Safety Coordinators continue to deliver a range of activities including facilitating engagement with the Assistant Chief Constables of Kent Police, Sussex Police and Surrey Police and the South East Regional Director. This engagement gave us the opportunity to discuss our partnership requirements and needs and give more information on Post Collision Fatal Reporting (PCFR), litter, speed enforcement, suicide prevention, our KPIs, what we can deliver to help support them and where we need more help from them. The presentation included a slide on roadworker abuse, which created a good discussion. This engagement will continue - and will include a tour for the senior officers in Roads Policing Unit in Kent to come to see the ROC at Godstone, in the hope that we can facilitate better communication between our control rooms during / after a serious event where both organisations deployed resources. A suicide prevention site visit was conducted on the Orwell Bridge in the East region on Monday 7th June and overnight on Monday 14th June 2021 where the national suicide prevention tool kit was used. This is an area of ongoing work by the safety team due to the increase in incidents on the bridge over the past few months.
- We were presented with the runner up place at the [Intelligent Instructor awards](#) in June as the highly commended Product of the Year for [Blue Light Aware](#). Blue Light Aware is a collaboration between Gem Motoring Assist and Highways England (through DfBB). Based on guidance contained within the Highway Code, Blue Light Aware is a video resource produced on behalf of the emergency services and Highways England. Blue Light Aware improves awareness and understanding of the needs of blue and amber light services, reducing risk and enabling crews to attend incidents timely, efficiently and safely.

# Health, Safety & Wellbeing Team Update

- **Safety Alerts:** There have been **13** Safety Alerts issued in the month of June:

HEi244 - Highways England for Information Safety Alert - [Portal Gantry Loose Sign Support Connections](#)

HEi245 - Highways England for Information Safety Alert - [Vehicle Immobilisation](#)

HEi246 - Highways England for Information Safety Alert - [Road Traffic Incident](#)

HEi247 - Highways England for Information Safety Alert - [Sharps sticking upright](#)

HEi248 - Highways England for Information Safety Alert - [Refuelling activities and risk of fire](#)

HEi249 - Highways England for Information Safety Alert - [Tensioned VRS - potential for injury if persons not competent to dismantle](#)

HEi250 - Highways England for Information Safety Alert - [Mobile phones & seat belts](#)

HEi251 - Highways England for Information Safety Alert - [Fatality of an Independent Connections Provider Operative](#)

HEi252 - Highways England for Information Safety Alert - [Roller Emergency Stop Brake Failure](#)

HEi253 - Highways England for Information Safety Alert - [Items left in Verges](#)

HEi254 - Highways England for Information Safety Alert - [Incidents involving overhead assets](#)

HEi255 - Highways England for Information Safety Alert - [Faulty DNO Cabinet](#)

HEi256 - Highways England for Information Safety Alert - [Laceration Injury to the Head](#)

- The Lower Thames Cross (LTC), Health by Design guidance document has been produced and is currently undergoing review on LTC. Once complete this will be available for sharing more widely with Highways England.
- The supply chain maturity matrix has now been revised and is live for use across our supply chain. The matrix aligns to our Home Safe and Well approach and testing with our supply chain has been completed with fantastic feedback received. The matrix now comprises just 30 questions and is online, with automatic reporting through Power BI. Since going live in May, 11 companies have submitted their plans using the new version.