

# January 2021

# Summary Health Safety & Wellbeing

# Performance Report

Board Sponsor: Alan Cumming  
Executive Sponsor: Mike Wilson  
Author: Mark Byard

4 February 2021

home  
**safe**  
and **well**

# Executive Summary



All data included within this report is up to date as of **2<sup>nd</sup> February 2021**. This performance report is provided to assist the Board and Executive to fulfil their leadership and management responsibilities in respect of health and safety. All incidents within the report have been reviewed by the Health, Safety & Wellbeing Division

## Hours worked:

### Lower Thames Crossing

232,952	21.71%	50,567	27.73%
12 Month Total	12 Month Change	Current Month	1 Month Change

### Major Projects

19,697,446	-0.47%	1,432,166	-0.27%
12 Month Total	12 Month Change	Current Month	1 Month Change

### Operations

21,516,662	-0.70%	1,465,356	0.11%
12 Month Total	12 Month Change	Current Month	1 Month Change

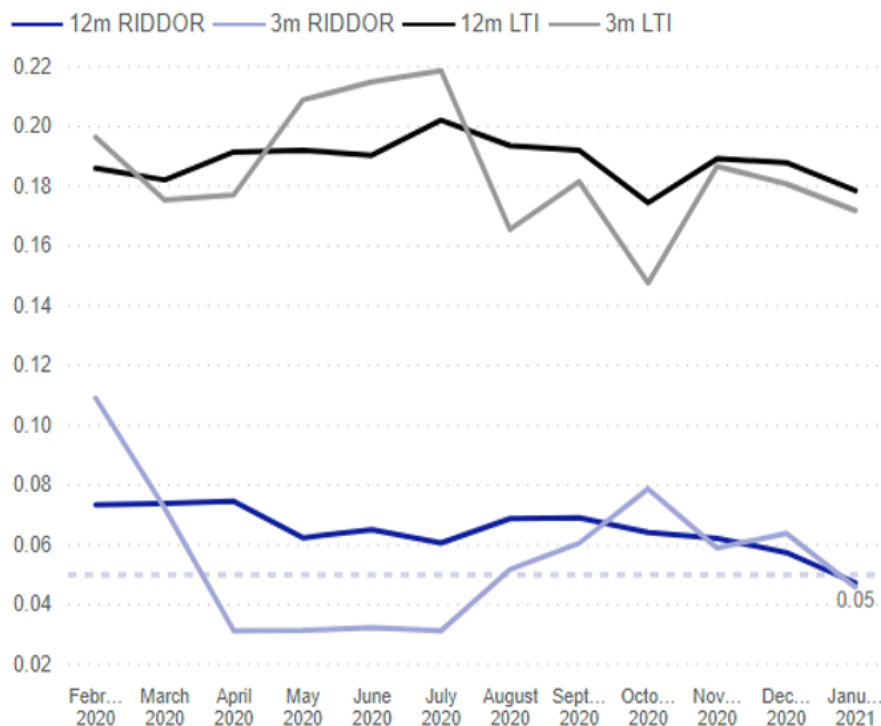
## RIDDORs

Directorate	In Month	Rate	3 Months	Rate	12 Months	Rate
Lower Thames Crossing	0	0.00	0	0.00	0	0.00
Major Projects	0	0.00	1	0.02	8	0.04
Operations	1	0.07	3	0.07	10	0.05
Supply Chain	1	0.03	4	0.04	18	0.05

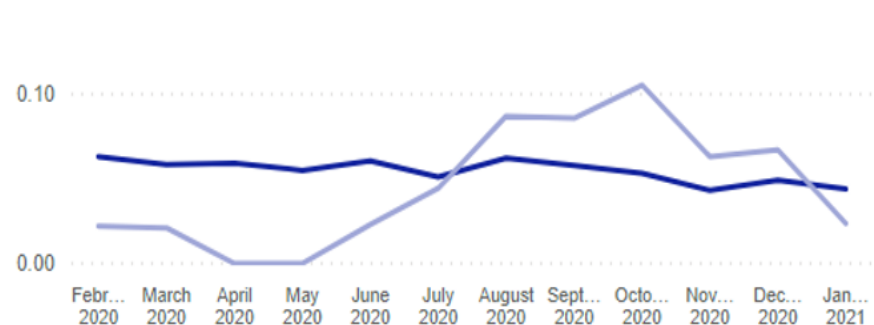
## Lost Time Incidents

Directorate	In Month	Rate	3 Months	Rate	12 Months	Rate
Lower Thames Crossing			1	0.43	1	0.43
Major Projects	1	0.07	4	0.09	25	0.14
Operations	3	0.20	11	0.24	43	0.22
Supply Chain	4	0.14	16	0.18	69	0.18

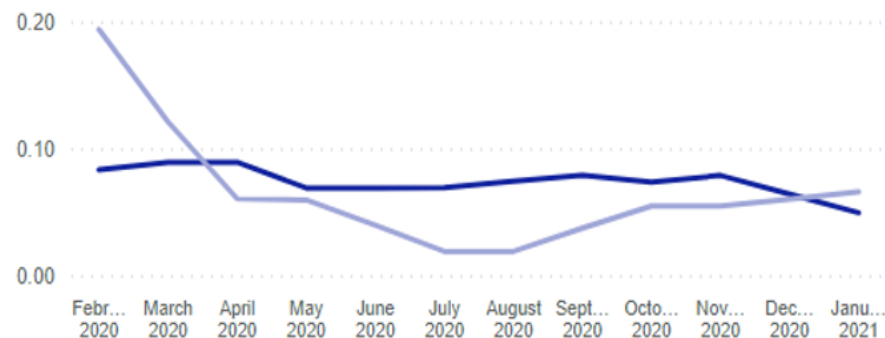
### Supply Chain



### Major Projects



### Operations



**Note:** Lower Thames Crossing is 1 and 3 month rolling data due to the directorate change reflected in reporting from 1/11/20.

# Performance by Supplier across the Supply Chain

Supplier Name	Total Hours	RIDDORs	RIDDOR AFR	Lost Time Incidents	Lost Time AFR	Utility Strikes	Utility Strike FR
Kier	6,848,493	2	0.03	9	0.13	11	0.16
Balfour Beatty	5,072,560	1	0.02	3	0.06	10	0.20
Costain	3,132,658	1	0.03	7	0.22	7	0.22
Aone+	3,132,222	0	0.00	2	0.06	3	0.10
BAM Nuttall	2,344,595	3	0.13	3	0.13	8	0.34
Connect Plus	2,183,849	2	0.09	4	0.18	8	0.37
Amey	1,678,720	0	0.00	3	0.18	5	0.30
Aecom	1,628,700	1	0.06	3	0.18	1	0.06
Skanska	1,055,082	0	0.00	2	0.19	13	1.23
Ringway Ltd	896,884	3	0.33	5	0.56	4	0.45
Telent	762,674	1	0.13	1	0.13	0	0.00
HW Martin Ltd	693,148	1	0.14	1	0.14	0	0.00
Chevron	615,351	0	0.00	1	0.16	0	0.00
Carnell Support Services Ltd	588,290	0	0.00	6	1.02	9	1.53
Interserve	465,888	0	0.00	4	0.86	5	1.07
Galliford Try	449,993	0	0.00	2	0.44	2	0.44
Autolink Concessionaires (A19) Ltd	392,210	0	0.00	2	0.51	0	0.00
Colas	311,190	1	0.32	2	0.64	3	0.96
Egis	306,272	0	0.00	3	0.98	2	0.65
Graham Construction	292,351	0	0.00	0	0.00	1	0.34
Osborne	234,374	1	0.43	2	0.85	2	0.85
Sisk Lagan JV	224,552	0	0.00	0	0.00	2	0.89
John Sisk	218,299	0	0.00	0	0.00	1	0.46
Sir Robert McAlpine	202,514	0	0.00	1	0.49	1	0.49
Volker Fitzpatrick	190,374	0	0.00	0	0.00	7	3.68
Perfect Circle	170,876	0	0.00	0	0.00	1	0.59
Vinci Construction	120,449	0	0.00	0	0.00	1	0.83
M J Church	112,770	0	0.00	1	0.89	6	5.32
AE Yates	100,883	0	0.00	0	0.00	1	0.99
Forkers Ltd	68,559	0	0.00	0	0.00	3	4.38
J McCann	66,231	0	0.00	0	0.00	1	1.51
Balvac	59,227	0	0.00	2	3.38	1	1.69
Ground Control	57,793	0	0.00	0	0.00	1	1.73
Joe Roocroft & Sons Ltd	52,760	0	0.00	0	0.00	3	5.69
Dyer and Butler	51,925	0	0.00	0	0.00	1	1.93
KJT Limited	44,892	0	0.00	0	0.00	1	2.23
Jointline Limited	23,331	1	4.29	0	0.00	0	0.00
Total	38,324,999	18	0.05	69	0.18	125	0.33

Supply Chain AFR RIDDOR RAG:

≥ 0.08

0.07 - 0.06

≤ 0.05

# Performance by Supplier across Major Projects

Directorate	Major Projects						
Function	Hours	RIDDORs	RIDDOR AFR	Lost Time Incidents	Lost Time AFR	Utility Strikes	Utility Strike FR
CIP	2,417,909	1	0.04	5	0.21	14	0.58
RIP	5,472,993	0	0.00	10	0.18	28	0.51
SMP	10,288,976	7	0.07	10	0.10	21	0.20
<b>Total</b>	<b>18,179,878</b>	<b>8</b>	<b>0.04</b>	<b>25</b>	<b>0.14</b>	<b>63</b>	<b>0.35</b>

Directorate	Major Projects						
Function	Hours	RIDDORs	RIDDOR AFR	Lost Time Incidents	Lost Time AFR	Utility Strikes	Utility Strike FR
<b>CIP</b>	<b>2,417,909</b>	<b>1</b>	<b>0.04</b>	<b>5</b>	<b>0.21</b>	<b>14</b>	<b>0.58</b>
<b>RIP</b>	<b>5,472,993</b>	<b>0</b>	<b>0.00</b>	<b>10</b>	<b>0.18</b>	<b>28</b>	<b>0.51</b>
<b>RIP North</b>	<b>3,389,957</b>	<b>0</b>	<b>0.00</b>	<b>5</b>	<b>0.15</b>	<b>12</b>	<b>0.35</b>
Midlands	950,712	0	0.00	1	0.11	4	0.42
North West	825,096	0	0.00	1	0.12	2	0.24
Yorkshire and North East	1,614,149	0	0.00	3	0.19	6	0.37
<b>RIP South</b>	<b>2,083,036</b>	<b>0</b>	<b>0.00</b>	<b>5</b>	<b>0.24</b>	<b>16</b>	<b>0.77</b>
East	553,710	0	0.00	1	0.18	2	0.36
South East	1,177,151	0	0.00	3	0.25	13	1.10
South West	352,175	0	0.00	1	0.28	1	0.28
<b>SMP</b>	<b>10,288,976</b>	<b>7</b>	<b>0.07</b>	<b>10</b>	<b>0.10</b>	<b>21</b>	<b>0.20</b>
<b>Total</b>	<b>18,179,878</b>	<b>8</b>	<b>0.04</b>	<b>25</b>	<b>0.14</b>	<b>63</b>	<b>0.35</b>

Supply Chain AFR RIDDOR RAG:

> 0.08

0.07 - 0.06

≤ 0.05

Utility Strike Frequency Rate - Major Projects

> 0.57

0.56 - 0.28

≤ 0.27

## Performance by Supplier across Operations

Directorate		Operations					
Regions	Total Hours	RIDDORs	RIDDOR AFR	Lost Time Incidents	Lost Time AFR	Utility Strikes	Utility Strike FR
South East	4,419,550	3	0.07	8	0.18	13	0.29
Midlands	4,349,335	0	0.00	10	0.23	14	0.32
Yorkshire and North East	3,581,697	0	0.00	4	0.11	3	0.08
North West	2,722,021	3	0.11	9	0.33	13	0.48
South West	2,037,865	3	0.15	7	0.34	12	0.59
East	1,843,078	0	0.00	4	0.22	6	0.33
National	958,623	1	0.10	1	0.10	0	0.00
<b>Total</b>	<b>19,912,169</b>	<b>10</b>	<b>0.05</b>	<b>43</b>	<b>0.22</b>	<b>61</b>	<b>0.31</b>

Directorate		Operations					
Regions	Total Hours	RIDDORs	RIDDOR AFR	Lost Time Incidents	Lost Time AFR	Utility Strikes	Utility Strike FR
<b>South East</b>	<b>4,419,550</b>	<b>3</b>	<b>0.07</b>	<b>8</b>	<b>0.18</b>	<b>13</b>	<b>0.29</b>
DBFO - M25 (Area 5)	2,183,849	2	0.09	4	0.18	8	0.37
Area 3	1,055,034	0	0.00	1	0.09	2	0.19
Area 4	1,043,068	1	0.10	3	0.29	3	0.29
M20 Quick Moveable Barrier Project	89,097	0	0.00	0	0.00	0	0.00
RTMC: M25 Regional Technology Contract	26,922	0	0.00	0	0.00	0	0.00
RTMC: South East Regional Technology	21,580	0	0.00	0	0.00	0	0.00
<b>Midlands</b>	<b>4,308,810</b>	<b>0</b>	<b>0.00</b>	<b>10</b>	<b>0.23</b>	<b>14</b>	<b>0.32</b>
Area 9	2,491,680	0	0.00	6	0.24	5	0.20
Area 7	1,702,042	0	0.00	4	0.24	9	0.53
M5 Oldbury Project	67,135	0	0.00	0	0.00	0	0.00
DBFO - A50 / A564 Stoke to Derby	47,953	0	0.00	0	0.00	0	0.00

Utility Strike Frequency Rate - Operations		
> 0.29	0.28 - 0.14	≤ 0.13

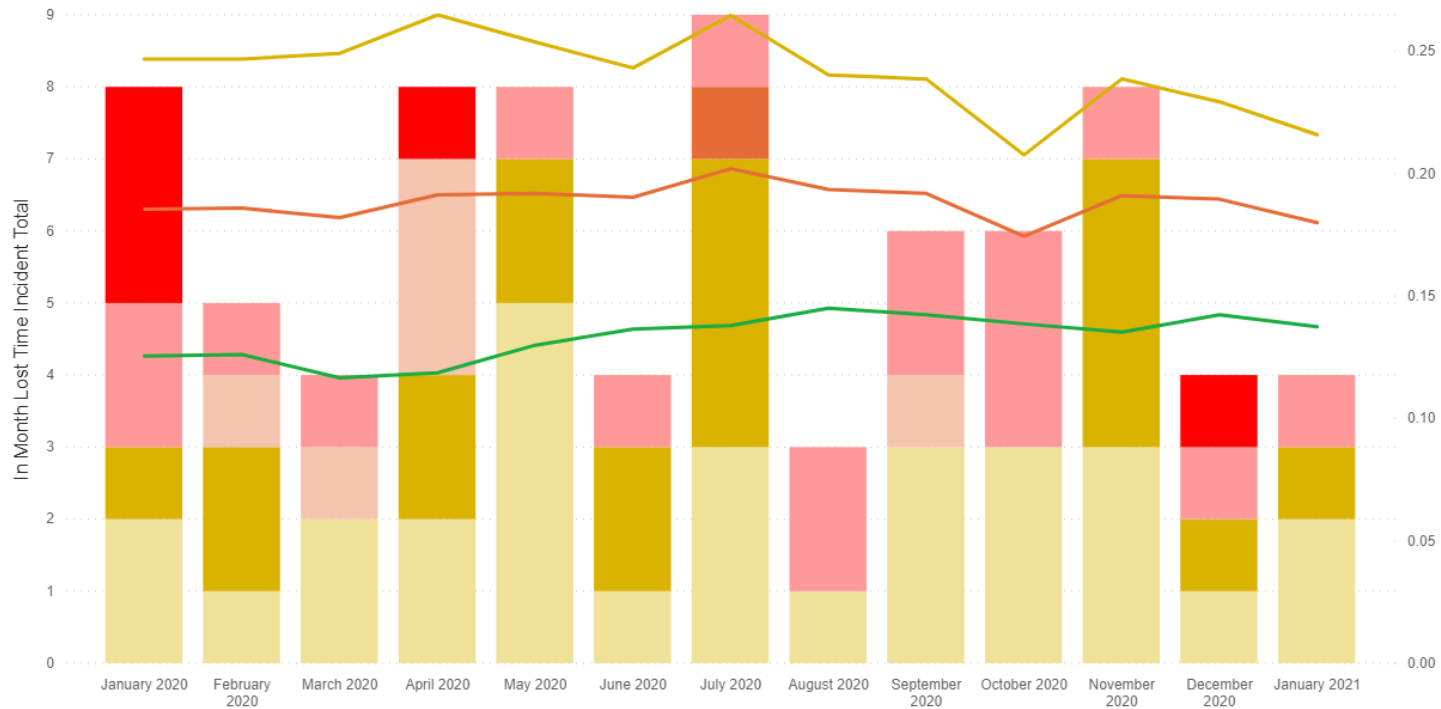
# Performance by Supplier across Operations (continued)

Directorate Regions	Total Hours	RIDDORs	RIDDOR AFR	Operations Lost Time Incidents	Lost Time AFR	Utility Strikes	Utility Strike FR
<b>Yorkshire and North East</b>	<b>3,581,697</b>	<b>0</b>	<b>0.00</b>	<b>4</b>	<b>0.11</b>	<b>3</b>	<b>0.08</b>
Area 12	2,179,062	0	0.00	0	0.00	1	0.05
Area 14	780,783	0	0.00	2	0.26	2	0.26
DBFO - A168 / A19 Dishforth to Tyne Tunnel	392,210	0	0.00	2	0.51	0	0.00
DBFO - A1 Darrington to Dishforth	87,143	0	0.00	0	0.00	0	0.00
North East Tech Mac Contract	58,481						
DBFO - M1 - A1 Link Road	46,126						
DBFO - A69 Carlisle to Newcastle	37,892	0	0.00	0	0.00	0	0.00
<b>North West</b>	<b>2,722,021</b>	<b>3</b>	<b>0.11</b>	<b>9</b>	<b>0.33</b>	<b>13</b>	<b>0.48</b>
Area 10	1,737,085	2	0.12	6	0.35	13	0.75
Area 13	954,129	1	0.10	3	0.31	0	0.00
RTMC: North West Regional Technology Contract	30,807						
<b>South West</b>	<b>2,037,865</b>	<b>3</b>	<b>0.15</b>	<b>7</b>	<b>0.34</b>	<b>12</b>	<b>0.59</b>
Area 1 & 2	1,877,219	3	0.16	7	0.37	12	0.64
Severn Bridge Maintenance Unit	71,103						
DBFO - A30 / A35 Exeter to Bere Regis	40,359	0	0.00	0	0.00	0	0.00
RTMC: South West Regional Technology Contract	29,623	0	0.00	0	0.00	0	0.00
Severn Bridge	19,561	0	0.00	0	0.00	0	0.00
<b>East</b>	<b>1,843,078</b>	<b>0</b>	<b>0.00</b>	<b>4</b>	<b>0.22</b>	<b>6</b>	<b>0.33</b>
Area 6 & 8	1,313,357	0	0.00	1	0.08	4	0.30
DBFO - M40 J1-15 Denham to Warwick (area 30)	306,272	0	0.00	3	0.98	2	0.65
East CDF (All Packages)	176,349	0	0.00	0	0.00	0	0.00
DBFO - A1(M) Alconbury to Peterborough	24,626						
RTMC: East Regional Technology Contract	22,474	0	0.00	0	0.00	0	0.00
<b>National</b>	<b>958,623</b>	<b>1</b>	<b>0.10</b>	<b>1</b>	<b>0.10</b>	<b>0</b>	<b>0.00</b>
NRTS - National Roads Telecommunications Services	691,698	1	0.14	1	0.14	0	0.00
Highways England TFM	108,390						
Redflex Speed Cameras	55,991						
NGVR National - Next Generation Vehicle Recovery	54,983	0	0.00	0	0.00	0	0.00
Property Management, Enquiries, Sales & Estates	23,652	0	0.00	0	0.00	0	0.00
National Expert Control Room Tech Support -NECoRTS	12,087						
Expert Support for Control Room Technology(ESCoRT)	6,292						
HE Efficiency and Noise Insulation Project	5,530	0	0.00	0	0.00	0	0.00



# Lost Time Incidents recorded by Supplier

Supply Chain Lost Time Incident Rate and Event Type

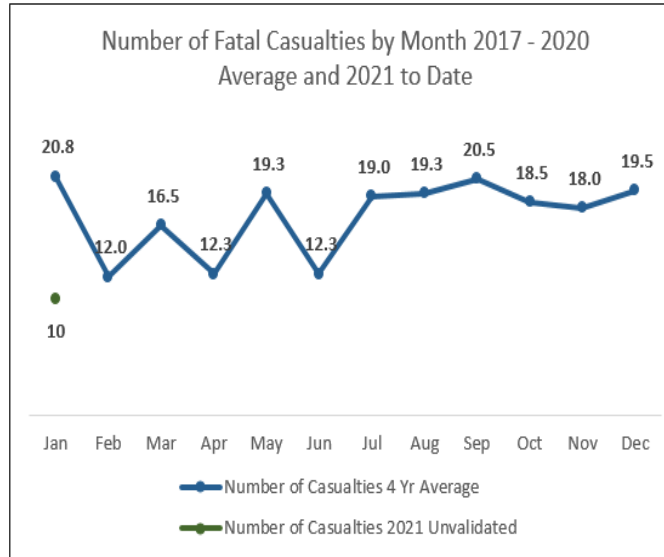
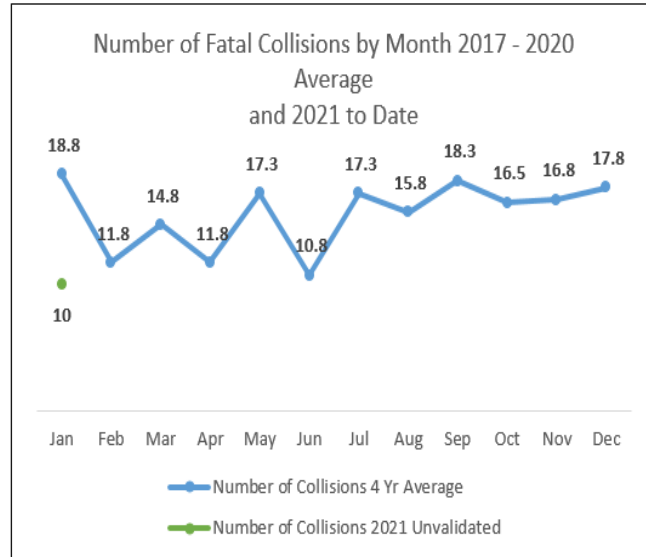


- 1 to 3 Day Injury
- 4 to 7 Day Injury
- Non-RIDDOR - Specified Injury
- RIDDOR - Specified Injury
- RIDDOR > 7 Day Injury

- Supply Chain
- Major Projects
- Operations



# Road User performance - Fatality data



Fatal Collisions Rolling 12-Month Overview  
Previous 11 months in yellow and for January 2021 in red

Fatal Collision and Casualty Summary Data January 2021

Ref	Date of Incident	Location	Incident Vehicles Involved	No. of Fatalities
1	03/01/2021 13:11	M1, Tingrith, Bedfordshire	1 Car	1
2	06/01/2021 09:54	A66, Richmondshire, North Yorkshire	1 HGV, 1 Car	1
3	12/01/2021 19:04	A50, Chellaston, Derbyshire	3 LGVs, 1 Car	1
4	14/01/2021 07:35	A66, Eden, Cumbria	1 HGV, 1 Car	1
5	21/01/2021 08:48	M60, Blackley, Greater Manchester	1 LCV, 1 Car	1
6	21/01/2021 08:56	M5, Stroud, Gloucestershire	3 LGVs	1
7	22/01/2021 08:31	A303, Andover, Hampshire	1 HGV, 1 Van	1
8	23/01/2021 01:04	M6, Saredon, Staffordshire	1 HGV, 1 Car	1
9	23/01/2021 09:02	M53, Wirral, Merseyside	1 Car	1
10	28/01/2021 08:01	A303, Thruxton, Hampshire	1 Van, 1 Car	1
Total				10

2021 Number of fatal collisions and fatal casualties per month													
	Jan	Feb	Mar	Apr	May	Jun	Jul	Aug	Sept	Oct	Nov	Dec	Total
Collisions	10												10
Casualties	10												10

2017 – 2020 Four-year monthly average of fatal collisions and fatal casualties													
	Jan	Feb	Mar	Apr	May	Jun	Jul	Aug	Sept	Oct	Nov	Dec	Total
Collisions	18.8	11.8	14.8	11.8	17.3	10.8	17.3	15.8	18.3	16.5	16.8	17.8	187.3
Casualties	20.8	12	16.5	12.3	19.3	12.3	19	19.3	20.5	18.5	18	19.5	207.8

Based on our current understanding there are 10 fatalities due to road traffic collisions and 5 suspected suicides in January. We have reviewed the historic number of fatalities in January for 2017 – 2020, this indicates that the average number of fatalities in the month of January was 20.8. The locations of the fatal collisions and suspected suicides are plotted on maps of the SRN, red markers indicate a fatality during January and yellow markers are the previous 11 months on a rolling total.

# Utility Strikes recorded by Supplier

Directorate	Infrastructure Asset	Near Miss	Undesired Circumstance	Total
Lower Thames Crossing	1		0	1
Major Projects	63	9	1	73
Operations	61	1	0	62
Supply Chain	125	10	1	136

Directorate	12m Rate	Other Cables/Pipelines	Electricity	Water	Gas	CCTV	Total
Lower Thames Crossing	0.43	0	0	0	1	0	1
Major Projects	0.35	19	24	11	4	4	63
Operations	0.31	24	27	6	1	3	61
Supply Chain	0.33	43	51	17	6	7	125

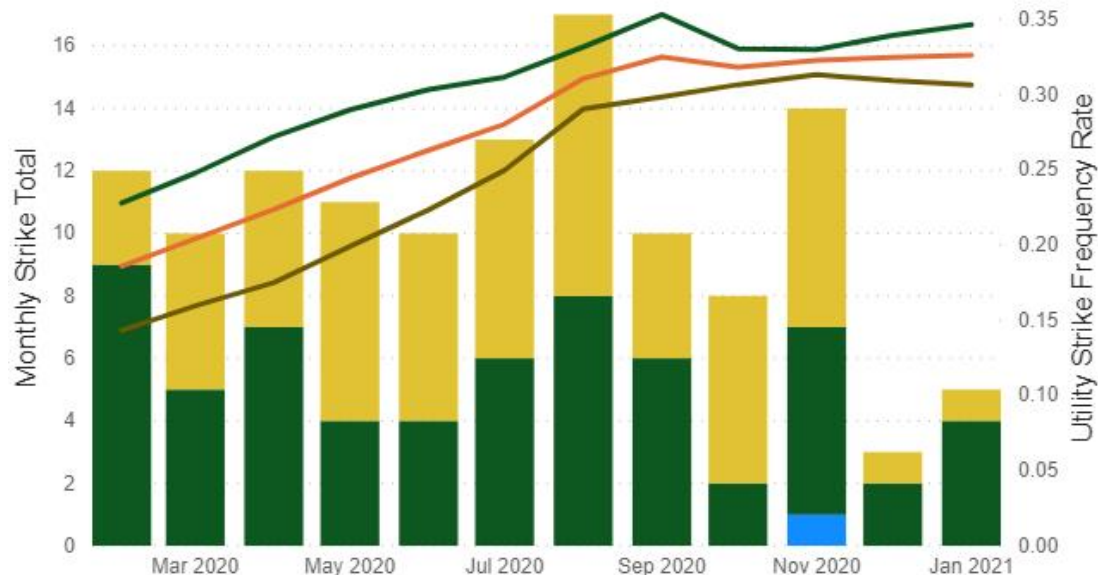
In Month Strikes ● Other Cable... ● Electricity ● Water ● Gas ● CCTV



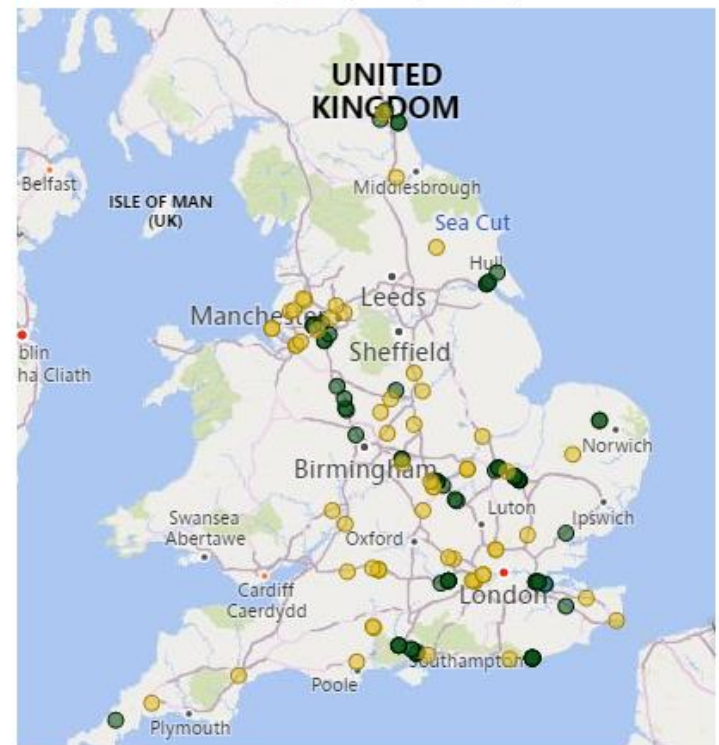
6 (100%)

● Lower Thames Crossing ● Major Projects ● Operations

## Utility Strikes Reported per Month and Frequency Rates



● Lower Thames Crossing ● Major Projects ● Operations ● SC Overall ● Major Projects ● Operations



# Summary of Significant Supply Chain Incidents reported

Operations - RIDDOR Specified Injury		Airsweb ref: 128221
Operations, NRTS - National Roads Telecommunications Services	An operative working for Amberon were asked to deploy a hard shoulder closure to allow safe access to attend a network fault.	
14/12/2020	The operative exited the Impact Protection Vehicle (IPV) on the verge side and walked along the side of the vehicle. As he walked he tripped and rolled over on his ankle. Initially it was thought that the operative had fallen over on a drainage kerb but through the investigation, Telent were unable to identify any obstacles or other contributing factors that caused the operative to trip.	
Fell, slipped or tripped on the same level		
Contractor: Telent		
Employer: Amberon	The operative was taken to Hospital where it was identified as a serve dislocation of the ankle.	

This incident occurred in December 2020 however has subsequently been upgraded to RIDDOR reportable.

Major Projects - 1-3 day lost time incident		Airsweb ref: 129292
A9 Testos Junction Improvement Scheme	An operative working as a skid-steer loader driver, stepped on debris, whilst walking from the planer to his machine. The operative continued to work, but felt the pain increase. He rested up and did not drive the skid-steer loader, further. He attended his local hospital after completion of his shift and was verbally diagnosed with a badly swollen ankle and possible ligament damage.	
15/01/2021		
Fell, slipped or tripped on the same level		
Contractor: Costain		
Employer: Tarmac		

Operations - 4-7 day lost time incident		Airsweb ref: 129393
South West region - A30 Whiddon Down Entry/Exit Slip	A car took an exit slip at the wrong speed, lost control and came through the cones striking a Traffic Management vehicle (with operative on board) at the closure point. Both the Chevron operative and the member of public driver received no major injuries. The police were called and the driver was charged with reckless driving, a bald tyre and fined three penalty points.	
15/01/2021		
Hit by a moving vehicle or plant		
Contractor: Chevron		
Employer: Chevron		

RIDDOR

LTI

LTI

SIGNIFICANT INCIDENTS

# Summary of Significant Supply Chain Incidents reported

Operations - RIDDOR Specified Injury		Airsweb ref: 129584
Operations, South East region, M20, J12 – J11A, Kent	An operative was changing the pump tube from the 6" Y piece connector ready to connect to another silt tube. The silt tube he was stood on burst causing the Y-piece connector to strike his leg. He was thrown from his position into the balancing pond.	
19/01/2021		
Hit by a moving or falling object	The operative was rescued from the balancing pond by the standby rescue boat and emergency services were called to site. The operative has undergone surgery for a fractured leg.	
Contractor: Osborne		
Employer: Osborne		

RIDDOR

Operations - 1-3 day lost time incident		Airsweb ref: 129940
Midlands region, Bescot Depot	An operative walking to their vehicle in the depot, slipped on some ice. They were taken to hospital as a precaution, where a chip to the bone was detected. CCTV footage has been reviewed. It appears that the operative was in a restricted area.	
25/01/2021		
Fell, slipped or tripped on the same level		
Contractor: Kier		
Employer: Kier		

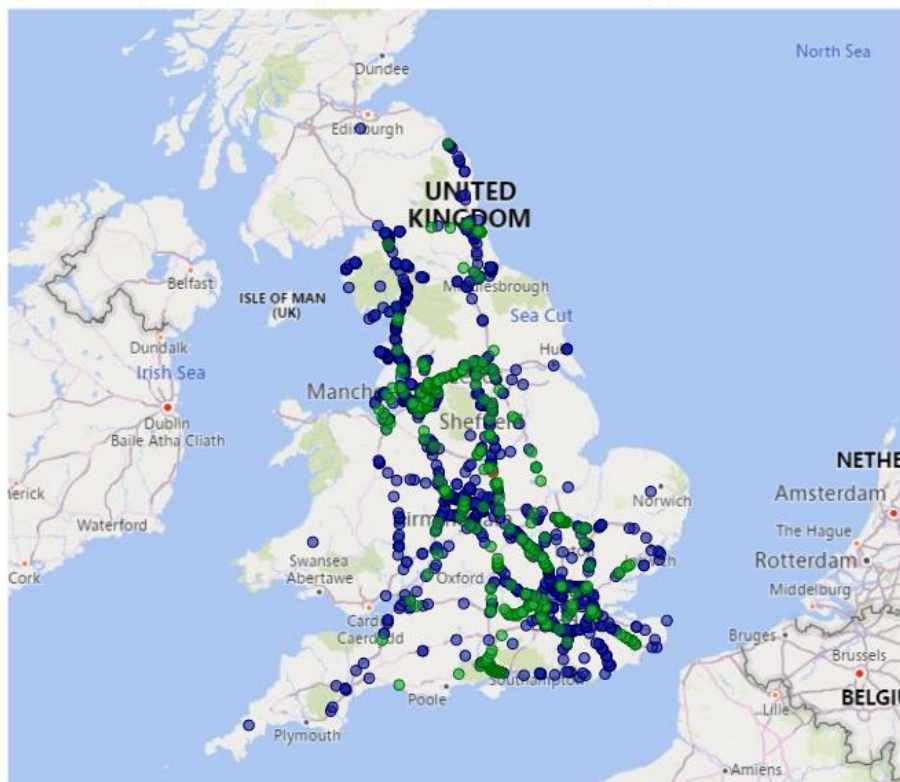
LTI

SIGNIFICANT INCIDENTS



# Vehicle incursions into roadworks

● Asset Security or Personal Security ● Near Miss ● Personal Illness or Injury ● Undesired Circumstance...



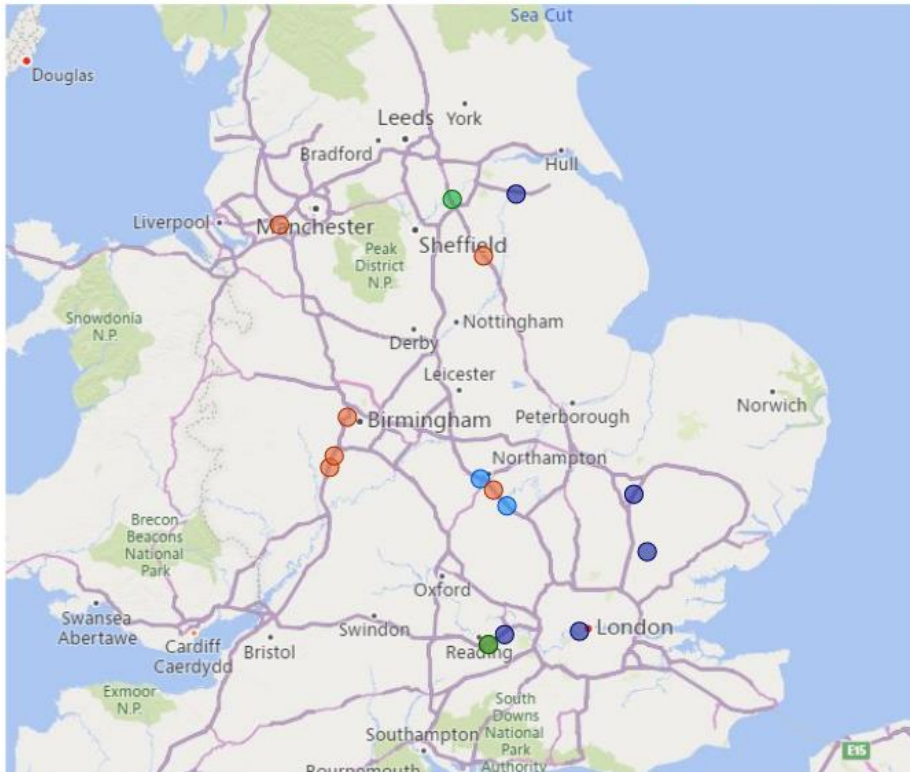
Map displaying previous 12 months events.

Directorate	November 2020	December 2020	January 2021	Total
<b>Highways England</b>	<b>2</b>	<b>5</b>	<b>4</b>	<b>11</b>
<b>Major Projects</b>	<b>81</b>	<b>25</b>	<b>47</b>	<b>153</b>
Near Miss	28	9	9	<b>46</b>
Undesired Circumstance	53	16	38	<b>107</b>
<b>Operations</b>	<b>59</b>	<b>48</b>	<b>50</b>	<b>157</b>
Near Miss	57	44	45	<b>146</b>
Undesired Circumstance	2	4	5	<b>11</b>
<b>TO/ROC</b>	<b>41</b>	<b>36</b>	<b>54</b>	<b>131</b>
Asset Security or Personal Security			1	<b>1</b>
Near Miss	27	25	35	<b>87</b>
Undesired Circumstance	14	11	18	<b>43</b>
<b>Total</b>	<b>183</b>	<b>114</b>	<b>155</b>	<b>452</b>

Directorate	Site/Project	Date	Event Subtype	Description of the Event
TO/ROC	Outstation - Shepshed	15 January	Trespass	<p>Operating as EY56. Whilst checking these gates, it was noted that they were still open after the latest weather event had finished yesterday 14/01/21.</p> <p>These can give access to members of the public if left open when not needed, and if they don't know the lay out of these access roads they could access a carriageway the wrong way.</p>

# Impact Protection Vehicle (IPV) Strikes

● Asset Security or Personal Security ● Near Miss ● Personal Illness or Injury ● Undesired Circumstance



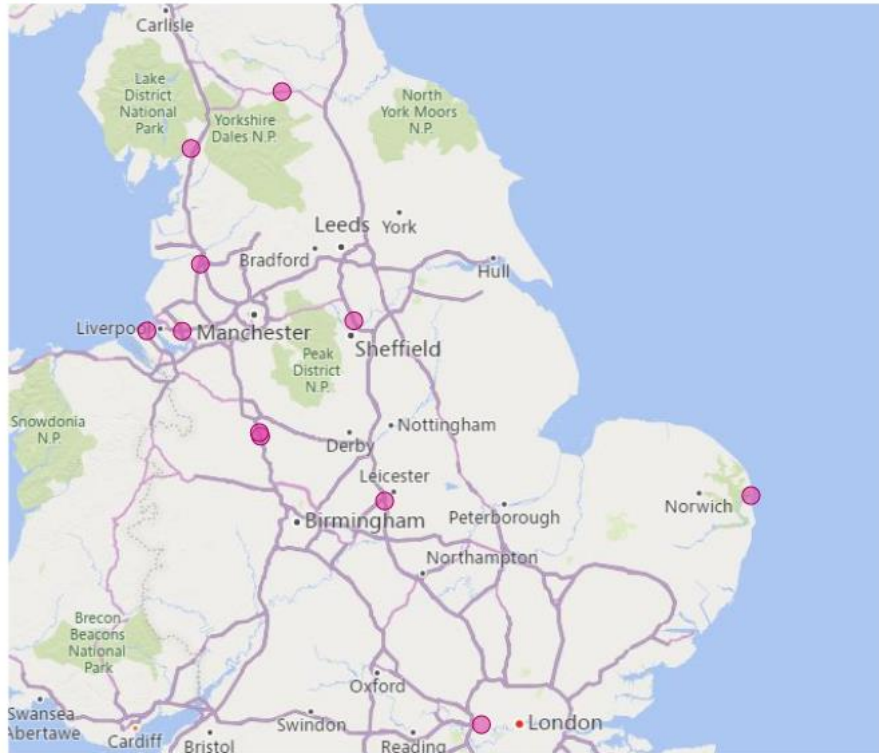
Map displaying previous 12 months events

Directorate	November 2020	December 2020	January 2021	Total
<b>Major Projects</b>	<b>1</b>			<b>1</b>
Asset Security or Personal Security	1			1
<b>Operations</b>	<b>2</b>			<b>2</b>
Near Miss	1			1
Personal Illness or Injury	1			1
<b>TO/ROC</b>			<b>1</b>	<b>1</b>
<b>Total</b>	<b>3</b>		<b>1</b>	<b>4</b>

Directorate	Site/Project	Date	Event Subtype	Description of the Event
TO/ROC	Outstation - Heston	25 January	High Potential RIDDOR chance avoidance	IPV arrived to protect scene. Grey Mercedes proceeded down lane 1 and hit the IPV to the offside. The vehicle then proceeded into the protection zone between the IPV and my TOV narrowly hitting my TOV halting just behind it within the protection zone.

# Infrastructure Incidents including Bridge Strikes

● Infrastructure Asset



Directorate	November 2020	December 2020	January 2021	Total
Highways England		1		1
Operations	1			1
Infrastructure Asset	1			1
<b>Total</b>	<b>1</b>	<b>1</b>		<b>2</b>

Directorate	Site/Project	Date	Event Subtype	Description of the Event
-------------	--------------	------	---------------	--------------------------

Map displaying previous 12 months events



# Site Inspections undertaken in January 2021

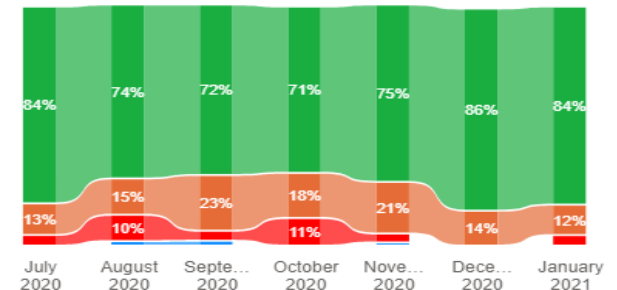
Directorate	In Month Audits	Red	Amber	Green	Blue	Actions Raised
Operations	6	0	4	179	0	1
Major Projects	9	3	10	69	0	11
<b>Total</b>	<b>15</b>	<b>3</b>	<b>14</b>	<b>248</b>	<b>0</b>	<b>11</b>

## Key to non-conformance RAG status:

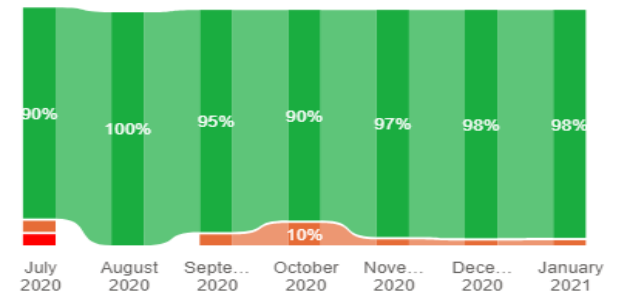
<b>Red</b>	<b>Non-conformance with legislation or Raising the Bar (RtB) requirements</b>
<b>Amber</b>	<b>RtB requirements not adopted everywhere on site or in full, and negative observation</b>
<b>Green</b>	<b>Positive observation relating to management of top risks</b>
★	<b>Exceptional performance or new initiative not widely used on another site</b>

Score Directorate	Red		Amber	
	Identified	Actions	Identified	Actions
<b>Major Projects</b>	<b>3</b>	<b>2</b>	<b>10</b>	<b>8</b>
Documentation			1	1
Management Arrangements	1	1	1	1
Management of Traffic, Mobile Plant and Vehicles	1		4	3
Office / Welfare Facilities			2	1
Work at Height and Associated Activities	1	1	1	1
Workforce Communication			1	1
<b>Operations</b>			<b>4</b>	
Housekeeping			1	
Management Arrangements			1	
Office / Welfare Facilities			2	
<b>Total</b>	<b>3</b>	<b>2</b>	<b>14</b>	<b>8</b>

## Major Projects Finding Percentages



## Operations Finding Percentages



# Road User Performance and Road User Safety

- The **first interim findings report** has been produced by Middlesex University, who are using a range of research methods to **explore why people may choose to take their own life on the road network and factors that may dissuade them**. The first study used a national survey of individuals who have contemplated or attempted suicide by road-related and other means of suicide. Understanding the motivations and triggers that may be specific to road methods, and the factors that may discourage people from using the road network to attempt suicide, will help inform the development of effective prevention programmes. The full implications of these findings will be considered in the final research report, alongside other workstreams. This includes in-depth interviews with individuals who have attempted suicide at road locations, a survey of all operational colleagues and a focus group, and analysis of news and online content.
- In January following many months of work with the Police Federation Roads Policing Representative, the **National Police Federation of England and Wales** have formally supported joining **Driving for Better Business Programme** as a strategic partner. The Police Federation represent in over 100,000 officers and work closely with Chief Officer Groups across all Police Forces in England and Wales. In addition, despite pressures on the Health Service from the pandemic and seasonality demands, the DfBB team have had positive engagement with the NHS and presented the programme to the National Performance Advisory Group. The presentation focused on the benefits to the NHS and encourage trusts to register.
- A review of our **Road User Safety Management System** is now underway. We have commissioned WSP to review and refresh our Road Safety Management System to ensure it can effectively support us in meeting our safety targets in RIS2. To date we have interviewed 22 people across the organisation, covering all directorates, to gain in-depth understanding of the embedment of our Road User Safety Management System. Short surveys will go out across the organisation through Update, in January, to provide gather further insight into how people identify with the delivery of road user safety and if they feel they have the capability and resources to deliver.
- We have been making good progress with the **Red X camera upgrade programme**. 30 camera sites have been upgraded and ten are now actively being used for enforcement. We have had some delays in activating more cameras due to Covid however we are progressing at pace now to continue with the roll-out programme, including preparing the next group of enforcement authorities for Red X signal enforcement. Enhanced engagement and communication activity with enforcement authorities is helping to build trusted relationships and enable enforcement to begin. We are planning the next marketing campaign for Red X for late Spring 2021 (Covid-dependent).



# Road User Performance and Road User Safety – continued.

- Our **Regional Safety Coordinators** continue to deliver a range of activities, including now successfully embedding the suicide checklist into the South West Regions Design Service Contractor's (DSC) process. Additionally, the safety audit team review the design against the same checklist to ensure that we remove as far as possible any increased risk associated with schemes. This has been a real achievement and a great example of collaboration which the DSC has fully embraced. The process continues to evolve with the supply chain suggesting improvements that make the process more streamlined. As this becomes more established the hope is that it becomes 'business as usual' to consider design issues associated with self-harm.
- **CALM Driver (Campaign Against Living Miserably)** was launched in December 2020 and in January over 400 companies have requested the driver information packs containing resources to go inside commercial vehicles, making drivers aware of CALM's free and confidential helpline and webchat for anyone who needs to talk about the issues they are facing.



# Health, Safety & Wellbeing Team Update

**Safety Alerts:** There have been **4** Safety Alerts issued in the month of January:

HEi202 – Highways England for Information Safety Alert - [Safe return to work](#)

HEi203 – Highways England for Information Safety Alert - [Traffic Officer struck by TOV](#)

HEi204 – Highways England for Information Safety Alert - [Stopping on the Hard Shoulder](#)

HEi205 – Highways England for Action Safety Alert - [Ride on Rollers](#)