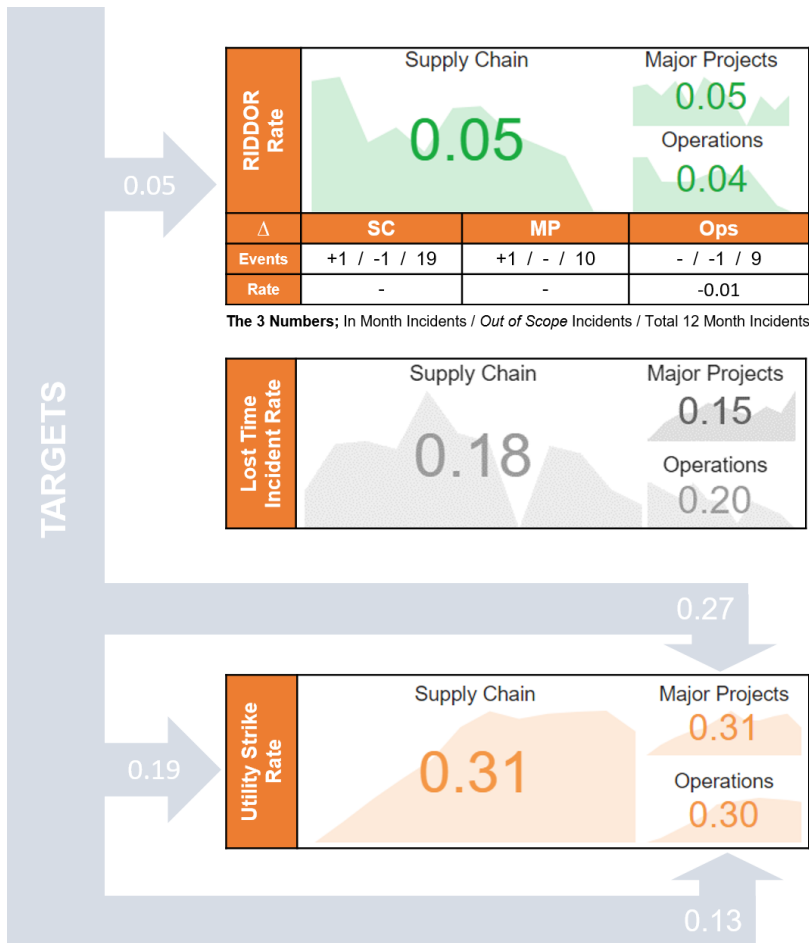


February 2021 Summary Health Safety & Wellbeing Performance Report

Board Sponsor: Alan Cumming
Executive Sponsor: Mike Wilson
Author: Mark Byard

Executive Summary



All data included within this report is up to date as of **3 March 2021**. This performance report is provided to assist the Board and Executive to fulfil their leadership and management responsibilities in respect of health and safety. All incidents within the report have been reviewed by the Health, Safety & Wellbeing Division

Hours worked:

Lower Thames Crossing			
253,691	8.17%	20,739	8.90%
12 Month Total	12 Month Change	Current Month	1 Month Change
Major Projects			
18,191,619	-0.04%	1,531,702	-0.04%
12 Month Total	12 Month Change	Current Month	1 Month Change
Operations			
20,042,909	0.43%	1,666,132	0.43%
12 Month Total	12 Month Change	Current Month	1 Month Change

RIDDOR & Lost Time Incident frequency rates

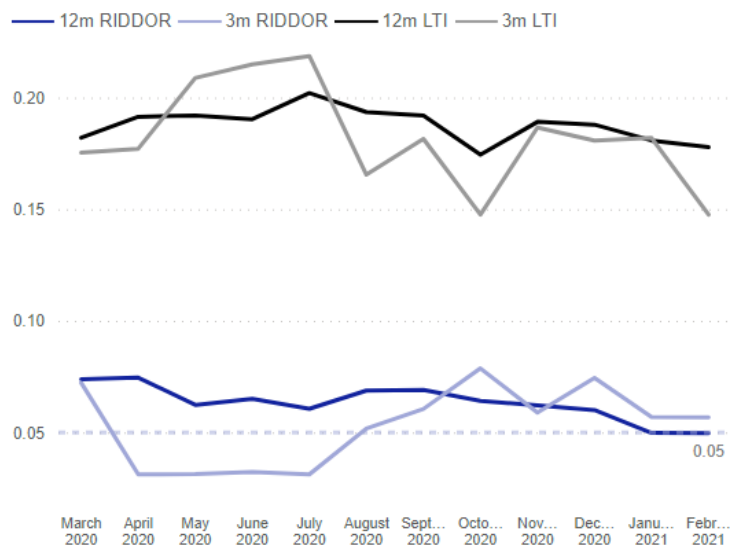
RIDDORs

Directorate	In Month	Rate	3 Months	Rate	12 Months	Rate
Lower Thames Crossing	0	0.00			0	0.00
Major Projects	1	0.07	3	0.07	10	0.05
Operations	0	0.00	2	0.04	9	0.04
Supply Chain	1	0.03	5	0.06	19	0.05

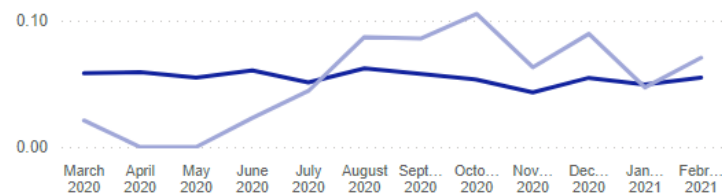
Lost Time Incidents

Directorate	In Month	Rate	3 Months	Rate	12 Months	Rate
Lower Thames Crossing					1	0.39
Major Projects	4	0.26	7	0.16	28	0.15
Operations	0	0.00	6	0.13	40	0.20
Supply Chain	4	0.12	13	0.15	69	0.18

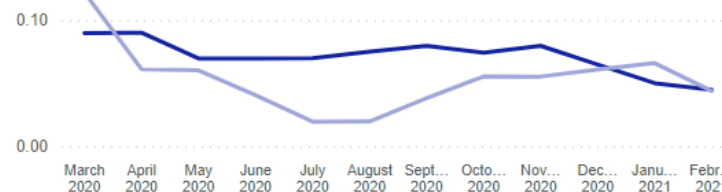
Supply Chain



Major Projects



Operations



Note: The data for the Lower Thames Crossing in the tables, is 1 and 3 month rolling data due to the directorate change reflected in reporting from 1/11/20.

Performance by Supplier across the Supply Chain

Supplier Name	Total Hours	RIDDORs	RIDDOR AFR	Lost Time Incidents	Lost Time AFR	Utility Strikes	Utility Strike FR
Kier	6,624,175	3	0.05	9	0.14	11	0.17
Balfour Beatty	5,304,493	1	0.02	5	0.09	11	0.21
Costain	3,265,833	1	0.03	8	0.24	8	0.24
Aone+	2,990,240	0	0.00	1	0.03	2	0.07
BAM Nuttall	2,283,307	3	0.13	3	0.13	7	0.31
Connect Plus	2,199,451	2	0.09	4	0.18	8	0.36
Amey	1,686,288	0	0.00	3	0.18	5	0.30
AECOM	1,480,141	1	0.07	3	0.20	1	0.07
Skanska	1,002,829	0	0.00	2	0.20	8	0.80
Ringway Ltd	976,669	3	0.31	5	0.51	4	0.41
Telent	776,757	1	0.13	2	0.26	0	0.00
Chevron	634,211	0	0.00	1	0.16	0	0.00
Carnell Support Services Ltd	624,871	0	0.00	5	0.80	8	1.28
Galliford Try	473,331	0	0.00	2	0.42	2	0.42
Interserve	441,929	0	0.00	3	0.68	4	0.91
Autolink Concessionaires (A19) Ltd	393,863	0	0.00	2	0.51	0	0.00
Colas	310,044	1	0.32	2	0.65	3	0.97
Egis	304,163	0	0.00	3	0.99	2	0.66
Graham Construction	292,269	0	0.00	0	0.00	1	0.34
Sisk Lagan JV	256,044	0	0.00	0	0.00	2	0.78
John Sisk	240,398	0	0.00	0	0.00	1	0.42
Osborne	236,819	1	0.42	2	0.84	2	0.84
Sir Robert McAlpine	226,761	1	0.44	1	0.44	1	0.44
Volker Fitzpatrick	222,281	0	0.00	0	0.00	6	2.70
Perfect Circle	175,916	0	0.00	0	0.00	1	0.57
M J Church	131,603	0	0.00	1	0.76	6	4.56
Vinci Construction	105,406	0	0.00	0	0.00	1	0.95
AE Yates	98,265	0	0.00	0	0.00	1	1.02
J McCann	65,105	0	0.00	0	0.00	1	1.54
Balvac	62,149	0	0.00	2	3.22	1	1.61
Forkers Ltd	58,751	0	0.00	0	0.00	3	5.11
Joe Roocroft & Sons Ltd	51,146	0	0.00	0	0.00	3	5.87
Ground Control	50,228	0	0.00	0	0.00	1	1.99
Dyer and Butler	49,686	0	0.00	0	0.00	1	2.01
R W Civil Engineering	44,942	0	0.00	0	0.00	1	2.23
KJT Limited	44,019	0	0.00	0	0.00	1	2.27
Jointline Limited	22,113	1	4.52	0	0.00	0	0.00
Total	38,488,219	19	0.05	69	0.18	118	0.31

Supply Chain AFR RIDDOR RAG:

≥ 0.08

0.07 - 0.06

≤ 0.05

Performance by Supplier across Major Projects

Directorate	Major Projects						
Function	Hours	RIDDORs	RIDDOR AFR	Lost Time Incidents	Lost Time AFR	Utility Strikes	Utility Strike FR
CIP	2,164,494	1	0.05	5	0.23	9	0.42
RIP	5,866,326	1	0.02	12	0.20	27	0.46
SMP	10,160,799	8	0.08	11	0.11	21	0.21
Total	18,191,619	10	0.05	28	0.15	57	0.31

Directorate	Major Projects						
Function	Hours	RIDDORs	RIDDOR AFR	Lost Time Incidents	Lost Time AFR	Utility Strikes	Utility Strike FR
CIP	2,164,494	1	0.05	5	0.23	9	0.42
RIP	5,866,326	1	0.02	12	0.20	27	0.46
RIP North	3,659,504	1	0.03	8	0.22	12	0.33
Midlands	1,021,976	0	0.00	1	0.10	4	0.39
North West	888,909	1	0.11	2	0.22	2	0.22
Yorkshire and North East	1,748,619	0	0.00	5	0.29	6	0.34
RIP South	2,206,822	0	0.00	4	0.18	15	0.68
East	600,198	0	0.00	1	0.17	2	0.33
South East	1,235,685	0	0.00	2	0.16	12	0.97
South West	370,939	0	0.00	1	0.27	1	0.27
SMP	10,160,799	8	0.08	11	0.11	21	0.21
Total	18,191,619	10	0.05	28	0.15	57	0.31

Supply Chain AFR RIDDOR RAG:

> 0.08

0.07 - 0.06

≤ 0.05

Utility Strike Frequency Rate - Major Projects

> 0.57

0.56 - 0.28

≤ 0.27

Performance by Supplier across Operations

Directorate	Operations						
Regions	Total Hours	RIDDORs	RIDDOR AFR	Lost Time Incidents	Lost Time AFR	Utility Strikes	Utility Strike FR
South East	4,407,385	3	0.07	6	0.14	12	0.27
Midlands	4,288,257	0	0.00	10	0.23	13	0.30
Yorkshire and North East	3,506,460	0	0.00	4	0.11	4	0.11
North West	2,721,291	2	0.07	7	0.26	13	0.48
South West	2,114,554	3	0.14	7	0.33	12	0.57
East	1,989,434	0	0.00	4	0.20	6	0.30
National	995,503	1	0.10	2	0.20	0	0.00
Total	20,022,884	9	0.04	40	0.20	60	0.30

Directorate	Operations						
Regions	Total Hours	RIDDORs	RIDDOR AFR	Lost Time Incidents	Lost Time AFR	Utility Strikes	Utility Strike FR
South East	4,407,385	3	0.07	6	0.14	12	0.27
DBFO - M25 (Area 5)	2,199,451	2	0.09	4	0.18	8	0.36
Area 3	1,039,016	0	0.00	0	0.00	3	0.29
Area 4	1,015,763	1	0.10	2	0.20	1	0.10
M20 Quick Moveable Barrier Project	104,162	0	0.00	0	0.00	0	0.00
RTMC: M25 Regional Technology Contract	27,169	0	0.00	0	0.00	0	0.00
RTMC: South East Regional Technology	21,824	0	0.00	0	0.00	0	0.00
Midlands	4,288,257	0	0.00	10	0.23	13	0.30
Area 9	2,498,950	0	0.00	6	0.24	5	0.20
Area 7	1,704,017	0	0.00	4	0.23	8	0.47
DBFO - A50 / A564 Stoke to Derby	48,465	0	0.00	0	0.00	0	0.00
M5 Oldbury Project	36,825	0	0.00	0	0.00	0	0.00

Utility Strike Frequency Rate - Operations

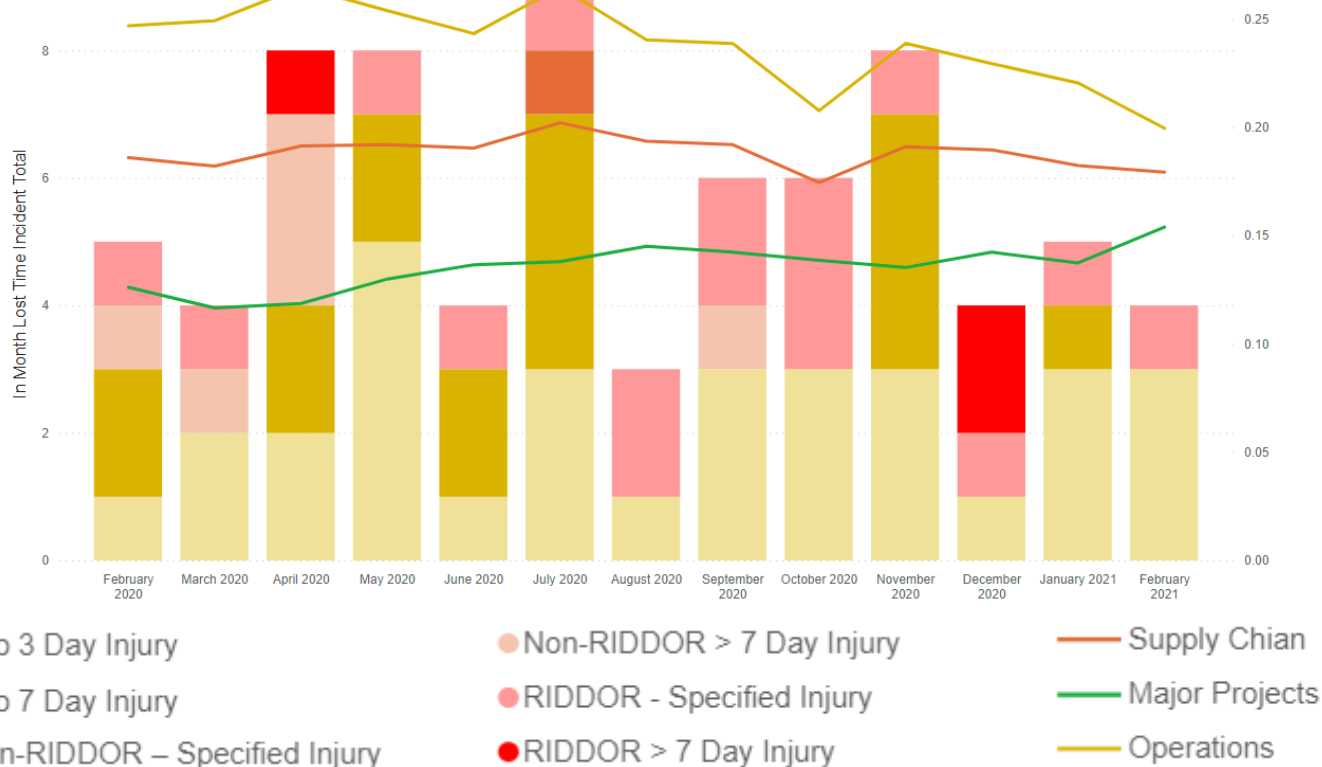
> 0.29 0.28 - 0.14 ≤ 0.13

Performance by Supplier across Operations (continued)

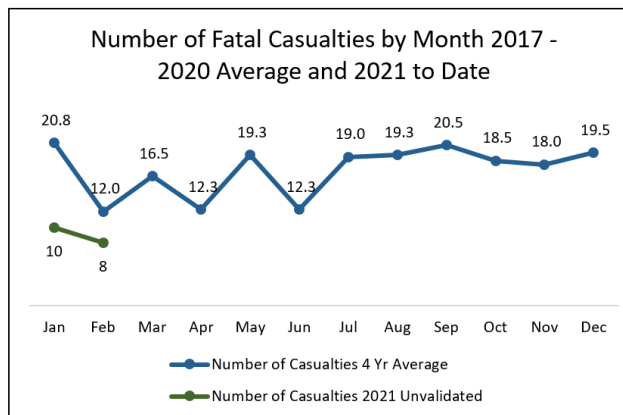
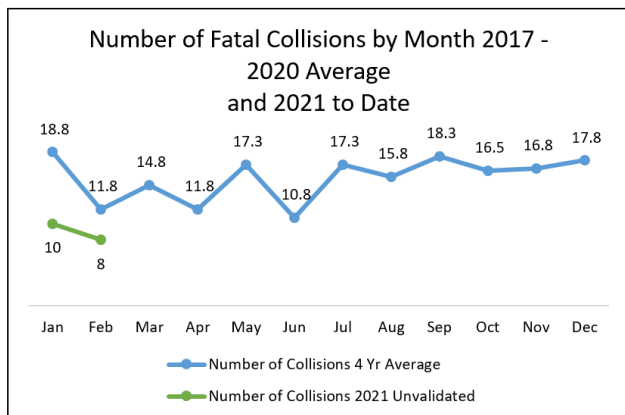
Directorate Regions	Total Hours	RIDDORs	RIDDOR AFR	Operations Lost Time Incidents	Lost Time AFR	Utility Strikes	Utility Strike FR
Yorkshire and North East	3,506,460	0	0.00	4	0.11	4	0.11
Area 12	2,113,902	0	0.00	0	0.00	2	0.09
Area 14	769,270	0	0.00	2	0.26	2	0.26
DBFO - A168 / A19 Dishforth to Tyne Tunnel	393,863	0	0.00	2	0.51	0	0.00
DBFO - A1 Darrington to Dishforth	88,266	0	0.00	0	0.00	0	0.00
North East Tech Mac Contract	58,491						
DBFO - M1 - A1 Link Road	45,531						
DBFO - A69 Carlisle to Newcastle	37,137	0	0.00	0	0.00	0	0.00
North West	2,721,291	2	0.07	7	0.26	13	0.48
Area 10	1,748,960	1	0.06	5	0.29	13	0.74
Area 13	945,168	1	0.11	2	0.21	0	0.00
RTMC: North West Regional Technology Contract	27,163						
South West	2,114,554	3	0.14	7	0.33	12	0.57
Area 1 & 2	1,968,988	3	0.15	7	0.36	12	0.61
Severn Bridge Maintenance Unit	54,315						
DBFO - A30 / A35 Exeter to Bere Regis	40,923	0	0.00	0	0.00	0	0.00
RTMC: South West Regional Technology Contract	30,767	0	0.00	0	0.00	0	0.00
Severn Bridge	19,561	0	0.00	0	0.00	0	0.00
East	1,989,434	0	0.00	4	0.20	6	0.30
Area 6 & 8	1,506,289	0	0.00	1	0.07	4	0.27
DBFO - M40 J1-15 Denham to Warwick (area 30)	304,163	0	0.00	3	0.99	2	0.66
East CDF (All Packages)	127,903	0	0.00	0	0.00	0	0.00
DBFO - A1(M) Alconbury to Peterborough	27,875						
RTMC: East Regional Technology Contract	23,204	0	0.00	0	0.00	0	0.00
National	995,503	1	0.10	2	0.20	0	0.00
NRTS - National Roads Telecommunications Services	704,560	1	0.14	2	0.28	0	0.00
Highways England TFM	134,310						
Redflex Speed Cameras	57,050						
NGVR National - Next Generation Vehicle Recovery	53,742	0	0.00	0	0.00	0	0.00
Property Management, Enquiries, Sales & Estates	23,644	0	0.00	0	0.00	0	0.00
National Expert Control Room Tech Support -NECoRTS	13,870						
Expert Support for Control Room Technology(ESCoRT)	5,101						
HE Efficiency and Noise Insulation Project	3,226	0	0.00	0	0.00	0	0.00

Lost Time Incidents recorded by Supplier

Supply Chain Lost Time Incident Rate and Event Type



Road User performance - Fatality data



Fatal collisions February 2021				
Ref	Date of Incident	Location	Incident Vehicles Involved	No. of Fatalities
1	09/02/2021 18:51	A38, Coxbench, Derbyshire	1 HGV, 1 Car	1
2	11/02/2021 00:06	A27, Chichester, West Sussex	2 Cars	1
3	14/02/2021 17:42	A303, South Petherton, Somerset	1 HGV, 1 Car	1
4	16/02/2021 11:30	M2, Bluebell Hill, Kent	2 Cars	1
5	22/02/2021 21:10	A5, Lichfield, Staffordshire	1 Van, 1 Car	1
6	25/02/2021 00:51	M23, Tandridge, Surrey	1 Van, 1 Pedestrian	1
7	28/02/2021 00:36	M2, Swale, Kent	1 LGV, 1 Car	1
8	28/02/2021 01:11	A64, York, North Yorkshire	2 Cars, 1 Pedestrian	1
Total				8

The National Incident Liaison Officer (NILO), Media and Police Reports provide some understanding on the number of fatalities on the strategic road network. Based on our current understanding there are 8 fatalities due to road traffic collisions and 2 suspected suicides in February. We have reviewed the historic number of fatalities in February for 2017 – 2020, this indicates that the average number of fatalities in the month of February was 12. The locations of the fatal collisions and suspected suicides are plotted on maps of the SRN, red markers indicate a fatality during February and yellow markers are the previous 11 months on a rolling total.

Fatal Collisions Rolling 12-Month Overview
Previous 11 months in yellow and for February 2021 in red

2021 Number of fatal collisions and fatal casualties per month													
	Jan	Feb	To date	Mar	Apr	May	Jun	Jul	Aug	Sept	Oct	Nov	Dec
Collisions	10	8	18										
Casualties	10	8	18										

2017 – 2020 Four-year monthly average of fatal collisions and fatal casualties													
	Jan	Feb	To date	Mar	Apr	May	Jun	Jul	Aug	Sept	Oct	Nov	Dec
Collisions	18.8	11.8	30.6	14.8	11.8	17.3	10.8	17.3	15.8	18.3	16.5	16.8	17.8
Casualties	20.8	12	32.8	16.5	12.3	19.3	12.3	19	19.3	20.5	18.5	18	19.5

Utility Strikes recorded by Supplier

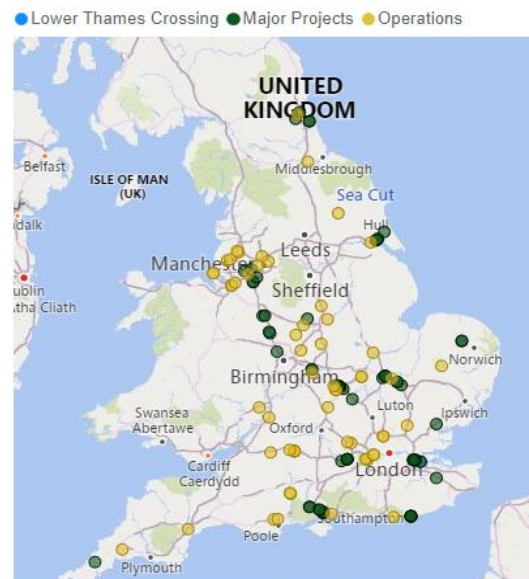
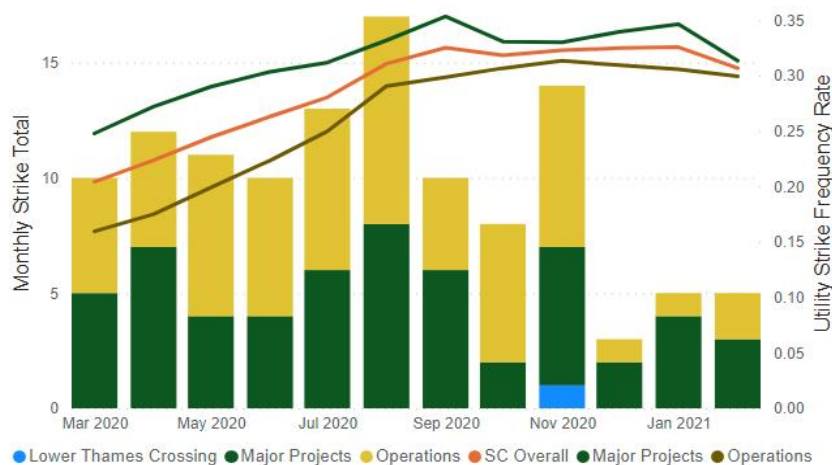
Directorate	Infrastructure Asset	Near Miss	Undesired Circumstance	Total
Lower Thames Crossing	1		0	1
Major Projects	57	9	0	66
Operations	60	1	0	61
Supply Chain	118	10	0	128

Directorate	12m Rate	Other Cables/Pipelines	Electricity	Water	Gas	CCTV	Total
Lower Thames Crossing	0.39	0	0	0	1	0	1
Major Projects	0.31	18	25	7	3	3	57
Operations	0.30	24	26	6	1	3	60
Supply Chain	0.31	42	51	13	5	6	118

In Month Strikes ● Other Cable... ● Electricity ● Water ● Gas ● CCTV



Utility Strikes Reported per Month and Frequency Rates




Summary of Significant Supply Chain Incidents reported

Operations - 1-3 day lost time incident		Airsweb ref: 131735
National Roads Telecommunications Services	The operative attempted to 'lift and slide' the chamber lid to access the chamber using the key provided for this task. The lid was stuck, and the operative tried to release it, by applying additional force in an upwards motion. This caused a sharp pain up the left-hand side of his back causing it to spasm.	
19/01/2021 (reported 28/02/2021)		
Injured while handling - lifting or carrying		
Contractor: Telent		
Employer: Telent		
Operations - Non RIDDOR over 7 day injury		Airsweb ref: 130621
South West region, M5, Exminster Viaduct	Whilst installing reinforcing bars into the bridge deck, a operative bent a 12mm section of bar with their hands, instead of using the correct tool, which was provided for their use. As a result they suffered chest pain and sought medical intervention.	
28/01/2021 (reported 08/02/21)		
Injured while handling pushing or pulling		
Contractor: VSL International Ltd.		
Employer: VSL International Ltd.		
Major Projects - 1-3 day lost time incident		Airsweb ref: 130312
Regional Investment Programme - North, A63 Castle Street Improvements	Whilst knocking out a tow bar pin using a hammer, the operative struck his left index finger. As a result, the individual sustained damage to the tip of his finger and was sent to hospital for treatment.	
01/02/2021		
Hit by a moving or falling object		
Contractor: Balfour Beatty		
Employer: Balfour Beatty		



Summary of Significant Supply Chain Incidents reported

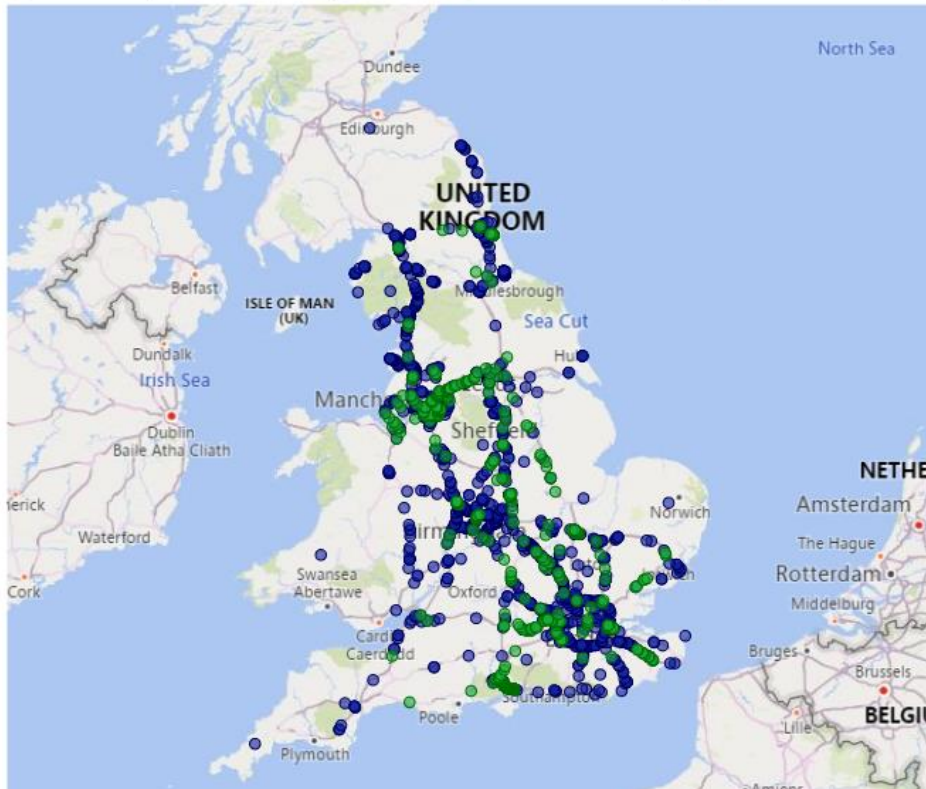
Major Projects - 1-3 day lost time incident		Airsweb ref: 130343
Regional Investment Programme, North - A616/A61 Westwood roundabout	Whilst hand digging a hole for tree planting, the operative suffered severe back pain and stopped work. An ambulance was called, and the operative taken to hospital. The operative was advised that the injury to the left side of his back is muscular, and discharged with recommendations to rest.	
01/02/2021		
Injured while handling lifting or carrying		
Contractor: Balfour Beatty		
Employer: Balfour Beatty		
Major Projects - 1-3 day lost time incident		Airsweb ref: 131161
Regional Investment Programme (North) A1 Scotswood to North Brunton	Colleagues working for Aarselff were undertaking a drilling operation within the central reservation. A piling operative was removing casings from the drilling rig and placing on a stillage (crate) at waist height. Following the removal of the casing, he reported that he had incurred an injury to his back.	
17/02/2021		
Injured while handling - lifting or carrying		
Contractor: Costain		
Employer: Costain		
Major Projects - RIDDOR Specified Injury		Airsweb ref: 131527
Smart Motorway Project M6 J13 - J15.	The injured person, a Kier Foreman was jet washing his van at the compound in the designated washing area. He stepped backwards, approximately six steps, into the adjacent one-way system traffic route. At the same time a panel van was travelling on the road past the washing area. The injured person's left side came into contact with side of the van, and their left foot went under the rear right wheel of the van. The injured person suffered a fracture of the fifth metatarsal of the left foot.	
18/02/2021		
Hit by moving vehicle or plant		
Contractor: Kier Highways		
Employer: Kier Highways		



Vehicle incursions into roadworks

Map displaying previous 12 months events.

● Asset Security or Personal Security ● Near Miss ● Personal Illness or Injury ● Undesired Circumsta...

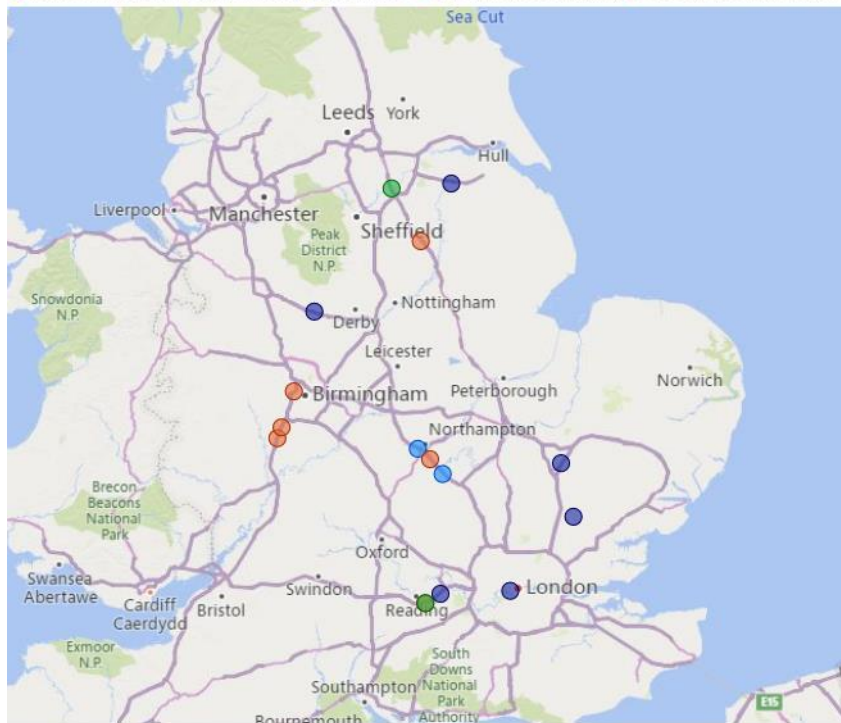


Directorate	December 2020	January 2021	February 2021	Total
Highways England	5	4	8	17
Major Projects	25	56	145	226
Near Miss	9	18	106	133
Undesired Circumstance	16	38	39	93
Operations	48	59	67	174
Near Miss	44	53	43	140
Undesired Circumstance	4	6	24	34
TO/ROC	35	54	40	129
Asset Security or Personal Security		1		1
Near Miss	24	35	28	87
Undesired Circumstance	11	18	12	41
Total	113	173	260	546

Impact Protection Vehicle (IPV) Strikes

Map displaying previous 12 months events

● Asset Security or Personal Security ● Near Miss ● Personal Illness or Injury ● Undesired Circumstance



Directorate December 2020 January 2021 February 2021 **Total**

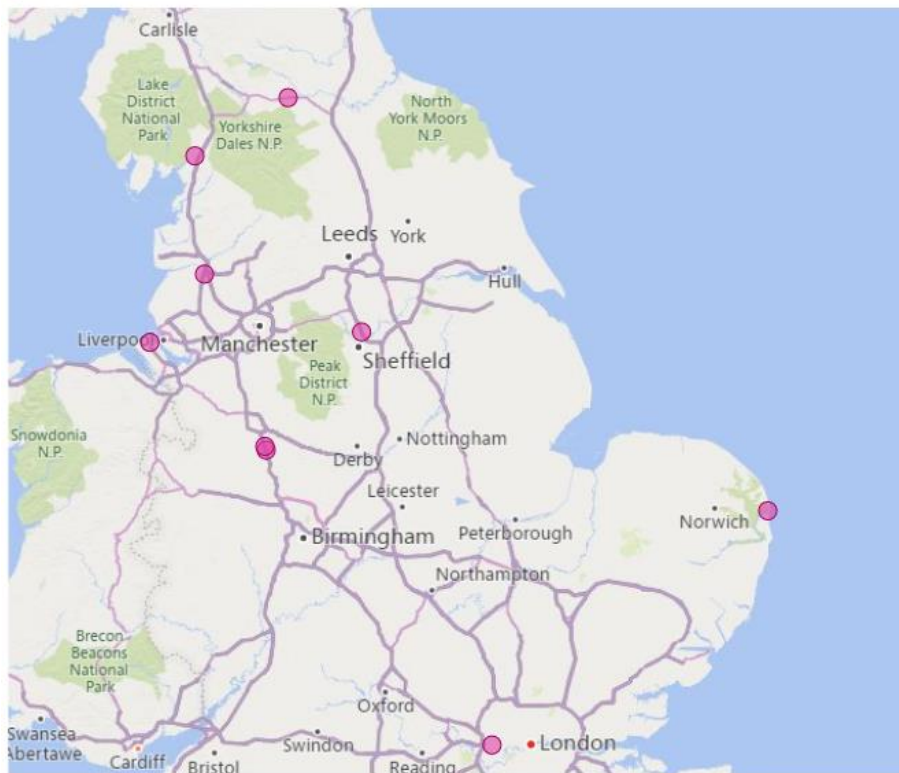
Operations		1	1
Near Miss		1	1
TO/ROC	1		1
Total	1	1	2

Directorate	Site/Project	Date	Event Subtype	Description of the Event
Operations	DBFO - A50 / A564 Stoke to Derby	1 February	High Potential non-RIDDOR chance avoidance	On Monday 1st February a Balfour Beatty Traffic Management Subcontractor was installing a Lane 1 closure on the A50 dual carriageway to facilitate tree works. The advanced warnings signs had been erected and the IPV was positioned in Lane 1 to protect the taper installation. At 2120 the IPV was struck by a car driven by an MOP the car impacted the crash cushion. There was significant damage to the car but the crash cushion worked effectively and there were no injuries to the car's occupants. The impact moved the IPV forward but the IPV driver was shaken but uninjured. The Police attended the scene and we do not know yet whether they intend to take action against the driver. Initial checks have confirmed that the necessary warning signs were in place and the light arrow and beacons were working correctly on the IPV.

Infrastructure Incidents including Bridge Strikes

Map displaying previous 12 months events

● Infrastructure Asset



Directorate	December 2020	January 2021	February 2021	Total
Highways England	1			1
Total	1			1

Site Inspections undertaken in February 2021

Directorate	In Month Audits	Red	Amber	Green	Blue	Actions Raised
Operations	2	0	1	76	0	1
Major Projects	14	15	35	134	2	40
Total	16	15	36	210	2	40

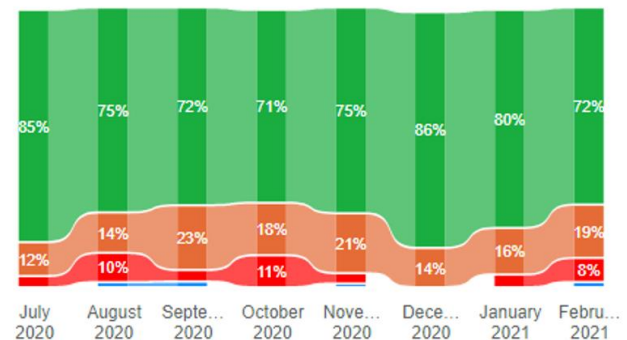
Key to non-conformance RAG status:

Red	Non-conformance with legislation or Raising the Bar (RtB) requirements
Amber	RtB requirements not adopted everywhere on site or in full, and negative observation
Green	Positive observation relating to management of top risks
★	Exceptional performance or new initiative not widely used on another site

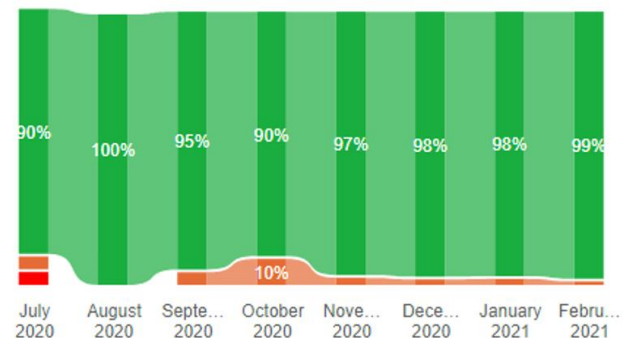
Date	Site	Auditor	Assurance Area	Finding Details
18/02	MP-0207 - A19 Norton to Wynyard PCF Stage 1	Katie Harman	Management of Traffic, Mobile Plant and Vehicles	QR codes at the side of vehicles and plant. Using the camera on your device to scan the specific code, this opens a checklist to conduct a pre-use check of the vehicle/equipment which is then stored in a data base and monitored.
24/02	MP-0156 - M4 J3 to 12	Ian McMillan	Management of Traffic, Mobile Plant and Vehicles	Saunders recovery and the project has trialed and implemented the new recovery system called VZD System. This system has been awarded a blue star innovation.

Score	Red		Amber	
	Identified	Actions	Identified	Actions
Major Projects	15	14	35	24
Documentation	1	1	1	1
Housekeeping	1	1	5	
Lifting Operations	1	1	1	1
Management Arrangements	2	2	8	5
Management of Traffic, Mobile Plant and Vehicles	4	4	6	4
Occupational Health			2	2
Office / Welfare Facilities	2	2	3	2
Work at Height and Associated Activities	4	3	5	5
Workforce Communication			4	4
Operations			1	
Management of Traffic, Mobile Plant and Vehicles			1	
Total	15	14	36	24

Major Projects Finding Percentages



Operations Finding Percentages



Road User Performance and Road User Safety

- Continental Automotive are the latest organisation to become a **DfBB partner**. Founded in 1871, Continental develops pioneering technologies and services for sustainable and connected mobility of people and their goods. Continental will contribute to driving the safety and sustainability message through the DfBB Community, partner networks and beyond. Working with the Highways England Commercial Vehicle Incident Prevention Team, **DfBB has produced a series of driver information cards** to assist van drivers and fleet operators in dispelling uncertainty and myth. They'll help implement best practice for what is required to reduce costs, improve operating conditions, ensure safe and legal vehicles, and wellbeing for drivers at all times. **Specific analysis on content consumption** over the past year will be used to generate insight on the most engaging content as well as areas where we can increase our messaging reach in 2021. Q4 2020 delivered a high performing end to the year, with an overall quarter on quarter improvement of 41% increase in impressions. Alongside this the number of organisations registering with DfBB is increasing especially in the NHS following January's presentation to the National Performance Advisory Group.



- Breakdowns 'Best Practice Guide'** - To support the launch of the breakdowns campaign, we have launched and sent out a best practice guide to those who support customers on the SRN. Our customers have told us that clear and concise guidance helps them to feel safer when they travel. We commissioned TRL to undertake a scoping study to investigate guidance provided to road users by Highways England and other stakeholders in the event of an unplanned incident, including breakdowns. Partners from the breakdown and recovery industry, police and those with an interest in road safety were involved. This Guide represents the first step towards ensuring that what to do in a breakdown, regardless of the source, provides road users with clear and consistent information, based on current technologies and safety principles. We have subsequently updated our own breakdowns guidance and are encouraging our partners to review and update their advice. We've already got endorsement and support for the guide from partners including the AA, Allianz, Avro, Call Assist, ERRI, Gem Motoring Assist, Greenflag, IAM Roadsmart, LARO, LVE, Britannia Rescue, NPCC, PROF, RAC, RRA and Survive.



- Our **Regional Safety Coordinators** continue to deliver a range of activities, including delivering Load Security training in the North West throughout February. The first day will be delivered online and the second being a practical session ensuring Covid-19 guidelines and safe working practices can be adhered to. We delivered an online commercial vehicle and towing safety session with the NFU, HSE, DVSA and the Rural Police team in Cheshire aimed at the agricultural sector. Five thousand vehicle check leaflets have been distributed to vaccination centres across Bedfordshire to be distributed to the elderly. An online survey has been launched in partnership with RSGB to investigate the move to online delivery of road safety interventions. This is part of an ongoing project to ascertain the impact of Covid on road safety and evaluation methods for online delivery of road safety interventions. <https://roadsafetygb.org.uk/news/road-safety-practitioners-sought-for-online-education-survey>



Health, Safety & Wellbeing Team Update

- **Safety Alerts:** There have been **5** Safety Alerts issued in the month of February:
- HEi206 – Highways England (Internal) for Information Safety Alert - [Rollaway traffic officer vehicle](#)
- HEi207 – Highways England for Information Safety Alert - [Damage to structural element of bridge](#)
- HEi208 – Highways England for Information Safety Alert - [Failure of a sensor on an Impact protection Vehicle whilst working under a rolling road block](#)
- HEi209 – Highways England for Information Safety Alert - [Excavators fitted with Ditch Maintenance Buckets issue](#)
- HEi210 – Highways England for Information Safety Alert - [Live lane Crossing](#)