

April 2020

Summary Health Safety & Wellbeing Performance Report

Board Sponsor: Alan Cumming
Executive Sponsor: Mike Wilson
Author: Mark Byard

7 April 2020

home
safe
and **well**

Executive Summary

Accident Frequency Rate (AFR) Overview:

- The **Major Projects 12 month rolling AFR** to April 2020 **remained** at **0.06**.
- There were **0 RIDDOR** accidents reported in April 2020.
- **0 RIDDORs** fell out of the scope of the rolling AFR calculation.
- The in-month AFR was **0.00** and the net 12 month recorded hours decreased by 1.5% (20.54 to 20.24m).

- The **Operations 12 month rolling AFR** to April 2020 **increased** from **0.09** to **0.10**.
- There were 3 **RIDDOR** accidents reported in April 2020.
- **1 RIDDOR** fell out of the scope of the rolling AFR calculation.
- The in-month AFR was **0.19** and the net 12 month recorded hours decreased by 0.21% (19.98 to 19.94m).

- The overall **Supply Chain 12 month rolling AFR** to April 2020 **increased** from **0.07** to **0.08**.
- There have been **32 RIDDORs** in the rolling 12-month period.
- **1 RIDDOR** fell out of the scope of the rolling AFR calculation.
- The in-month AFR was **0.10** and the net 12 month recorded hours decreased by 0.86% (40.53 to 40.18m).

Lost time Incidents:

- There have been **8** Lost Time Incidents reported this month – **1** Major Projects and **7** Operations.

Fatality Data:

- The National Incident Liaison Officer (NILO), media and police reports provide information on the number of fatalities on the strategic road network. These data sources indicated that there had been **3 fatal incidents and 2 suicides** on the Strategic Road Network.

Incidents Reported:

- There have been **3 RIDDOR** reportable events in April.

Service Strikes:

- There have been **12** service strikes reported this month.

Vehicle Incursions:

- There have been **133** Vehicle Incursions reported this month.

IPV Strikes

- There have been **0** IPV Strikes reported this month.

Bridge Strikes:

- There have been **0** Bridge Strikes reported this month.

Site Inspections:

- There have been **20** inspections carried out for March 2020 by the H&S Division, **19** in Major Projects and **1** in Operations.

Accident Frequency Rate Overview

Month and 12 month rolling incident data

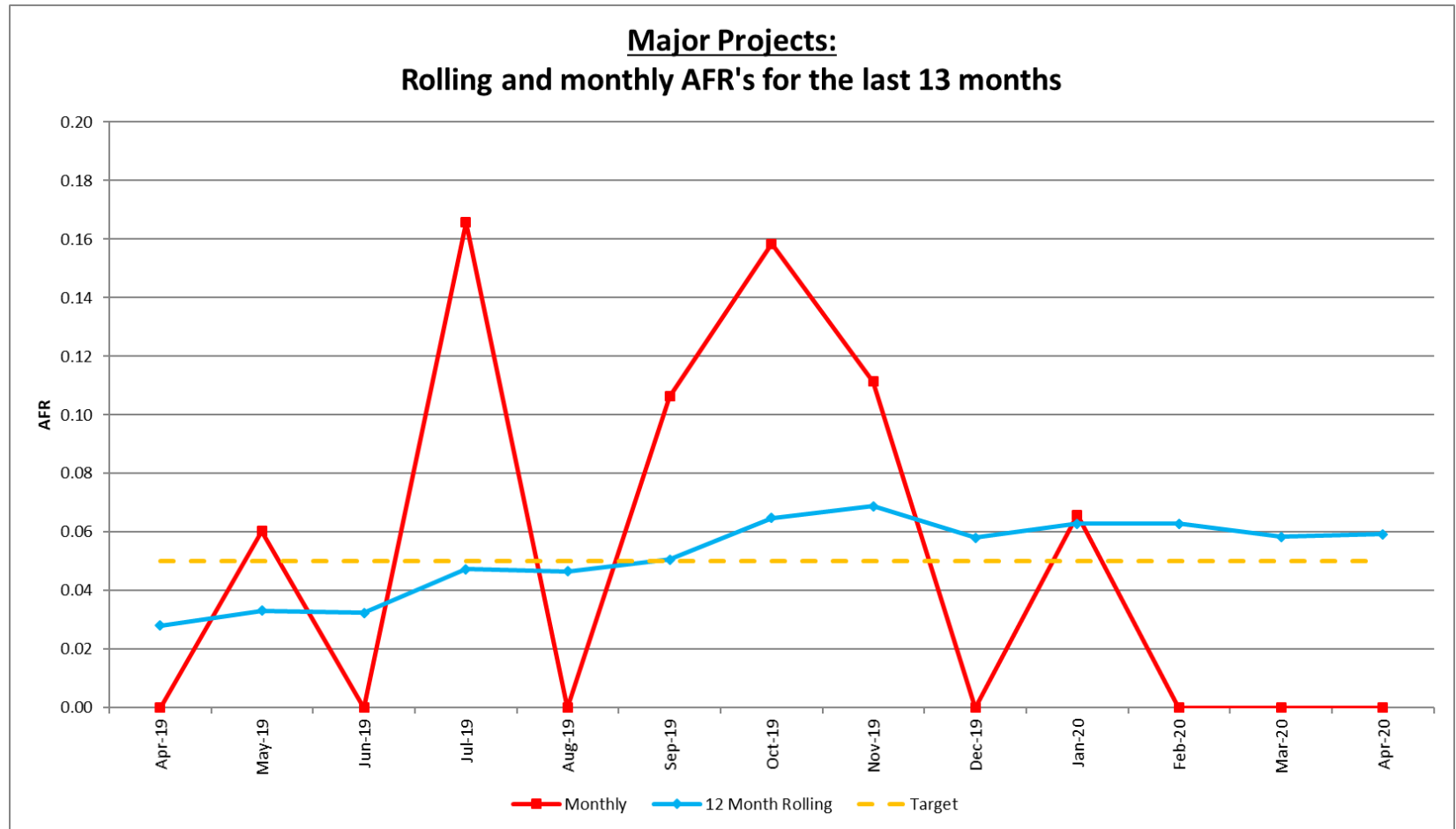
Area	AFR Target	AFR Actuals (rolling 12 months)	AFR for month	Fatality	RIDDOR Specified Injury	RIDDOR > 7-day injury	RIDDOR Disease	Total RIDDOR Reportable	RIDDOR Dangerous Occurrences ^[1]
Major Projects	0.05	0.06	0.00	0 (0)	0 (6)	0 (6)	0 (0)	0 (12)	0 (2)
Operations	0.05	0.10	0.19	0 (0)	0 (8)	3 (11)	0 (1)	3 (20)	0 (0)
Supply Chain Total	0.05	0.08	0.10	0 (0)	0 (14)	3 (17)	0 (1)	3 (32)	0 (2)

NB: The data recorded in **(brackets)** is the 12 month rolling data. The content of this report is informed by the IoD/HSE "Leading Health and Safety at Work" guidance.

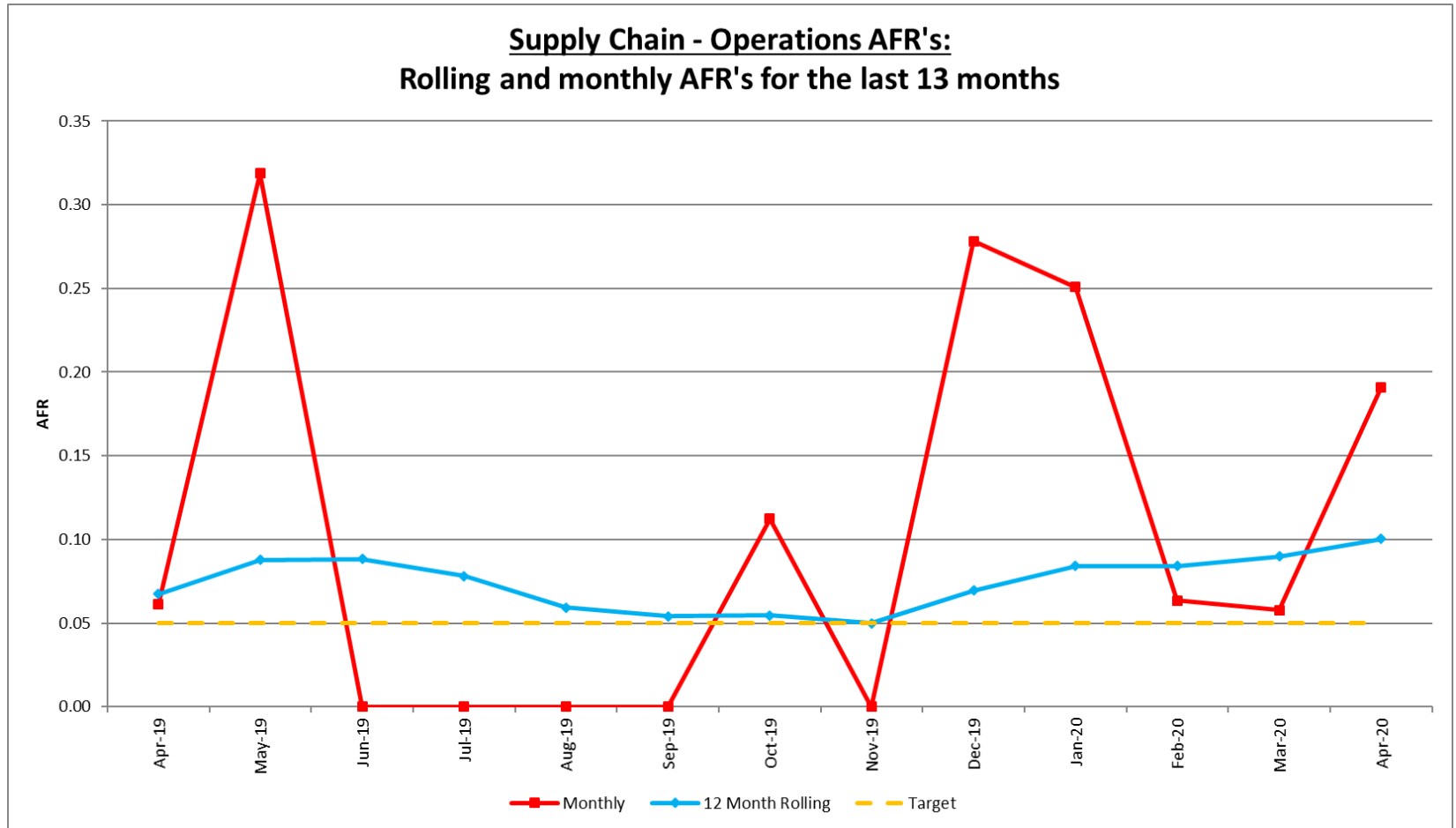
Supply Chain RAG status based on AFR target of 0.05 and aligning to the CPF model:

> 0.12	0.12 ≥ & > 0.05	≤ 0.05
--------	-----------------	--------

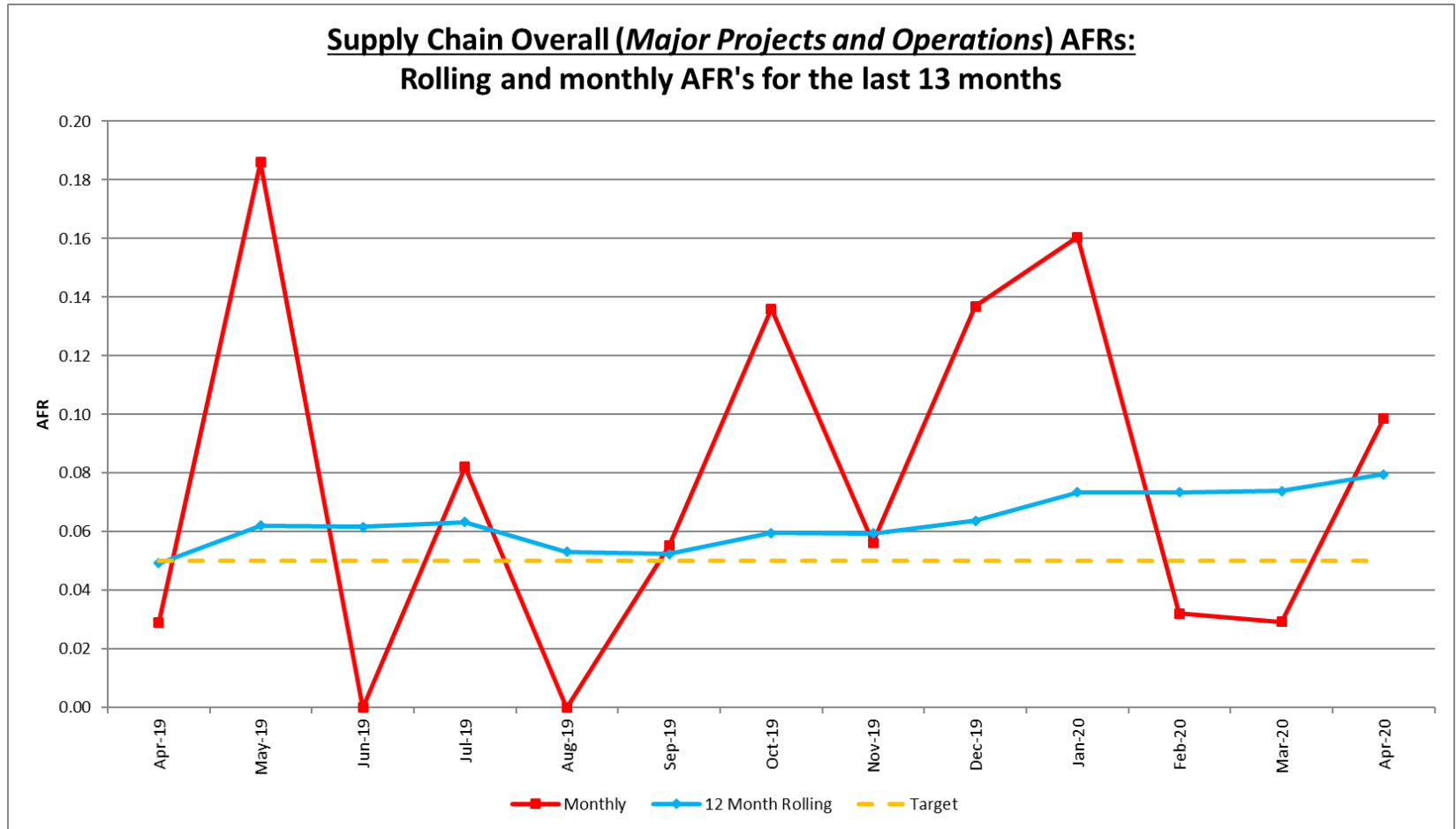
Graph 1 – Rolling AFR for Supply Chain - Major Projects



Graph 2 – Rolling AFR for Supply Chain - Operations



Graph 3 – Rolling AFR for Supply Chain – Major Projects and Operations



Performance by Supplier across the Supply Chain

Supplier	Hours Worked	% Hours Worked	RIDDOR	Type of incidents				April AFR	Group AFR (2019/20 performance)
				Fatality	Specified Injury	> 7 Day	Disease		
Kier Highways	9,049,768	22.52%	5	0	2	3	0	0.06	0.05
Balfour Beatty	3,772,057	9.39%	4	0	2	1	1	0.11	0.08
Aone+	3,717,404	9.25%	0	0	0	0	0	0.00	0.00
Skanska	3,179,004	7.91%	1	0	1	0	0	0.03	0.06
BAM Nuttall Ltd	3,134,001	7.80%	2	0	2	0	0	0.06	0.10
Costain	2,242,668	5.58%	2	0	1	1	0	0.09	0.05
AECOM	1,835,638	4.57%	2	0	0	2	0	0.11	0.01
Connect Plus	1,774,869	4.42%	1	0	1	0	0	0.06	0.00
Amey	1,539,132	3.83%	1	0	0	1	0	0.06	0.06
Telent	693,845	1.73%	0	0	0	0	0	0.00	0.06
Ringway Ltd	655,139	1.63%	1	0	0	1	0	0.15	0.16
HW Martin Ltd	588,436	1.46%	1	0	1	0	0	0.17	0.13
Interserve	531,026	1.32%	0	0	0	0	0	0.00	0.08
Galliford Try	442,930	1.10%	0	0	0	0	0	0.00	0.10
Autolink Concessionaires (A19) Ltd	417,820	1.04%	0	0	0	0	0	0.00	0.14
Vinci Construction	390,557	0.97%	1	0	1	0	0	0.26	0.11
Egis	327,445	0.81%	4	0	1	3	0	1.22	0.60
Osborne	317,322	0.79%	1	0	0	1	0	0.32	0.15
Midland Express Way	278,993	0.69%	1	0	0	1	0	0.36	0.35
CHC Highways	236,349	0.59%	1	0	1	0	0	0.42	0.37
Sisk	122,076	0.30%	1	0	0	1	0	0.82	0.07
Huyton Asphalt	16,919	0.04%	2	0	1	1	0	11.82	0.00
DDC Engineering Solutions	5,830	0.01%	1	0	0	1	0	17.15	TBC
Rest of Group (65)	4,911,841	12.22%	0	0	0	0	0	0.00	
Grand Total	40,181,069	100%	32	0	14	17	1	0.08	

Group AFR data relates to 2019/20 performance

Key	> 0.12	0.11 - 0.06	≤ 0.05
-----	--------	-------------	--------

Performance by Supplier across the Supply Chain

Major Projects Contractor Performance

Supplier	Rolling 12 months to April 2020								
	Hours Worked (12 Mths)	Total RIDDORs	Fatality	Specified Injury	>7 day	Disease	Minor Injuries	AFR	March AFR
Kier Highways	3,982,160	2	0	1	1	0	10	0.05	0.05
Balfour Beatty	3,523,845	2	0	1	1	0	8	0.06	0.06
Skanska	3,179,004	1	0	1	0	0	14	0.03	0.03
BAM Nuttall Ltd	2,291,752	1	0	1	0	0	14	0.04	0.04
Costain	2,242,668	2	0	1	1	0	6	0.09	0.09
AECOM	1,769,217	2	0	0	2	0	1	0.11	0.12
Interserve	443,235	0	0	0	0	0	1	0.00	0.00
Galliford Try	436,958	0	0	0	0	0	2	0.00	0.00
Vinci Construction	390,557	1	0	1	0	0	9	0.26	0.24
Jacobs	331,597	0	0	0	0	0	1	0.00	0.00
Osborne	272,609	0	0	0	0	0	5	0.00	0.00
Atkins	246,162	0	0	0	0	0	2	0.00	0.00
Sisk	181,964	1	0	0	1	0	4	0.55	0.51
WSP	167,494	0	0	0	0	0	1	0.00	0.00
Arup	158,824	0		0	0	0	0	0.00	0.00
SWECO	101,207	0	0	0	0	0	0	0.00	0.00
Mott MacDonald Ltd	85,110	0	0	0	0	0	1	0.00	0.00
Arcadis	75,620	0	0	0	0	0	0	0.00	0.00
Amey	56,585	0	0	0	0	0	0	0.00	0.00
Redflex	54,818	0		0	0	0	0	0.00	0.00
Volker Fitzpatrick	50,257	0	0	0	0	0	0	0.00	0.00
Pre-construction/PC to be assigned	196,707	0	0	0	0	0	0	0.00	0.00
Grand Total	20,238,350	12	0	6	6	0	79	0.06	0.06

Key > 0.12 0.11 - 0.06 ≤ 0.05

Performance by Supplier across the Supply Chain

Supply Chain Operations (Regional and Programme Performance)

Region / Function	Rolling 12 months to April 2020							
	Hours Worked (12 months)	Total RIDDORs	Fatality	Specified Injury	>7 day	Disease	Minor Injuries	AFR
East	1,496,583	6	0	1	5	0	16	0.40
Area 6 & 8	659,786	1	0	0	1	0	2	0.15
East CDF (All Packages)	462,664	1	0	0	1	0	4	0.22
DBFO - M40 J1-15 Denham to Warwick (area 30)	327,445	4	0	1	3	0	10	1.22
DBFO - A1(M) Alconbury to Peterborough	24,353	0	0	0	0	0	0	0.00
RTMC: East Regional Technology Contract	22,335	0	0	0	0	0	0	0.00
Midlands	5,070,027	5	0	2	3	0	28	0.10
Area 9	2,368,391	2	0	1	1	0	7	0.08
Area 7	1,519,225	1	0	0	1	0	16	0.07
M5 Oldbury Project	842,249	1	0	1	0	0	5	0.12
M6 Toll	278,993	1	0	0	1	0	0	0.36
DBFO - A50 / A564 Stoke to Derby	51,993	0	0	0	0	0	0	0.00
RTMC: Midlands Regional Technology Contract	9,176	0	0	0	0	0	0	0.00
North West	2,354,412	3	0	2	1	0	13	0.13
Area 10	1,373,035	3	0	2	1	0	9	0.22
Area 13	928,067	0	0	0	0	0	4	0.00
RTMC: North West Regional Technology Contract	53,310	0	0	0	0	0	0	0.00

*The work activity for Midlands RTMC ceased in June 2019. Since this date, the data relating to this activity is now captured within submissions for Area 7 & Area 9.

Key > 0.12 0.11 - 0.06 ≤ 0.05

(Table 10 continues on the next page)

Performance by Supplier across the Supply Chain

Continued: Supply Chain Operations (Regional and Programme Performance)

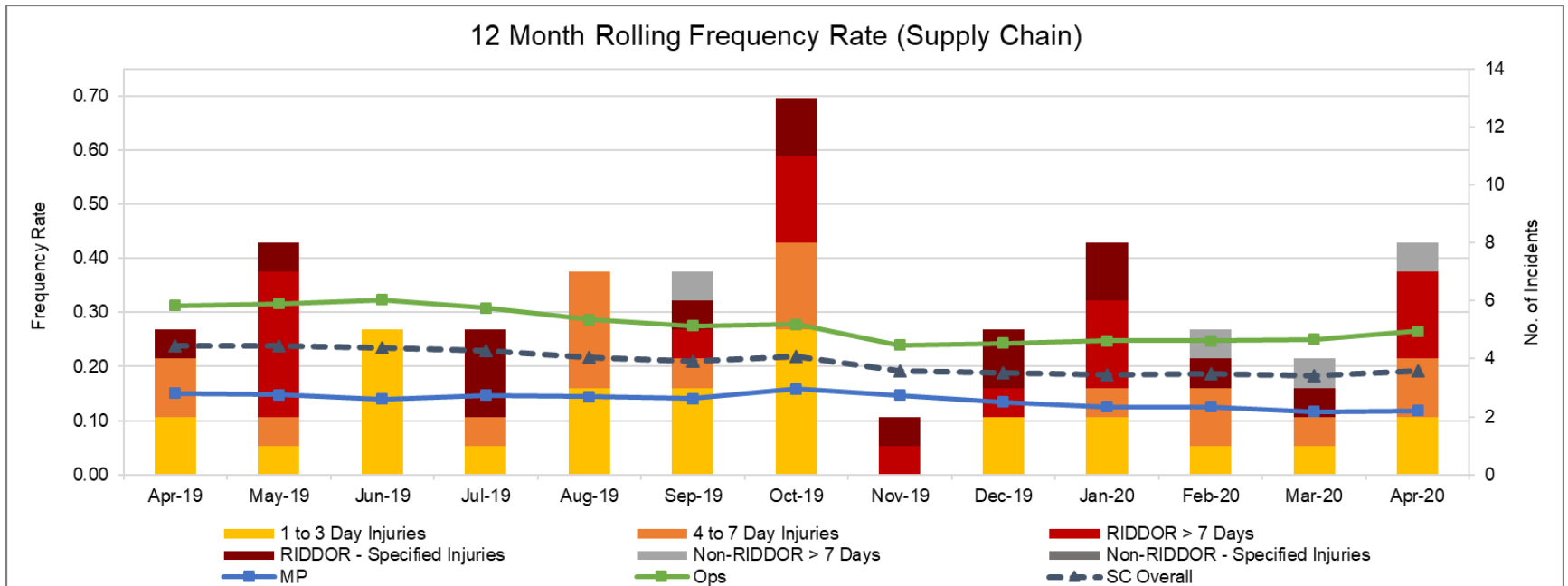
Region / Function	Rolling 12 months to April 2020							
	Hours Worked	Total RIDDORs	Fatality	Specified Injury	>7 day	Disease	Minor Injuries	AFR
South East	4,801,251	2	0	1	1	0	29	0.04
DBFO - M25 (Area 5)	1,774,869	1	0	1	0	0	16	0.06
Area 3	1,479,273	1	0	0	1	0	3	0.07
Area 4	1,499,676	0	0	0	0	0	8	0.00
RTMC: M25 Regional Technology Contract	25,281	0	0	0	0	0	1	0.00
RTMC: South East Regional Technology	22,152	0	0	0	0	0	1	0.00
South West	1,886,940	1	0	0	1	0	10	0.05
Area 1 & 2	1,686,119	1	0	0	1	0	7	0.06
Severn Bridge Maintenance Unit	118,773	0	0	0	0	0	0	0.00
DBFO - A30 / A35 Exeter to Bere Regis	40,877	0	0	0	0	0	0	0.00
RTMC: South West Regional Technology Contract	25,326	0	0	0	0	0	0	0.00
Severn Bridge	15,845	0	0	0	0	0	3	0.00
Yorkshire and North East	3,573,442	3	0	2	0	1	8	0.08
Area 12	2,217,728	0	0	0	0	0	1	0.00
Area 14	710,839	1	0	1	0	0	2	0.14
DBFO - A168 / A19 Dishforth to Tyne Tunnel	417,820	0	0	0	0	0	5	0.00
DBFO - A1 Darrington to Dishforth	77,337	0	0	0	0	0	0	0.00
North East Tech Mac Contract	57,074	0	0	0	0	0	0	0.00
DBFO - M1 - A1 Link Road	50,923	2	0	1	0	1	0	3.93
DBFO - A69 Carlisle to Newcastle	41,721	0	0	0	0	0	0	0.00
National	760,064	0	0	0	0	0	1	0.00
NRTS - National Roads Telecommunications Services	624,077	0	0	0	0	0	1	0.00
NGVR National - Next Generation Vehicle Recovery	65,612	0	0	0	0	0	0	0.00
Property Management, Enquiries, Sales & Estates	29,674	0	0	0	0	0	0	0.00
HE Efficiency and Noise Insulation Project	25,586	0	0	0	0	0	0	0.00
Expert Support for Control Room Technology (ESCoRT)	15,115	0	0	0	0	0	0	0.00
Grand Total	19,942,719	20	0	8	11	1	105	0.10

Lost Time Incidents recorded by Supplier

Supply Chain Lost Time Incidents

Supplier	Hours worked	% hours worked	Total No. of LTIs	Type of incidents						LTI Frequency Rate
				1 to 3 Day Injury	4 to 7 Day Injury	RIDDOR > 7 Day Injury	RIDDOR Specified Injury	Non-RIDDOR > 7 Day Injury	Non-RIDDOR Specified Injury	
Kier Highways	9,049,768	22.52%	15	4	6	3	2	0	0	0.17
Balfour Beatty	3,772,057	9.39%	4	0	1	1	2	0	0	0.11
Aone+	3,717,404	9.25%	2	0	2	0	0	0	0	0.05
Skanska	3,179,004	7.91%	5	4	0	0	1	0	0	0.16
BAM Nuttall Ltd	3,134,001	7.80%	2	0	0	0	2	0	0	0.06
Costain	2,242,668	5.58%	4	2	0	1	1	0	0	0.18
AECOM	1,835,638	4.57%	2	0	0	2	0	0	0	0.11
Connect Plus	1,774,869	4.42%	5	1	3	0	1	0	0	0.28
Amey	1,539,132	3.83%	6	3	1	1	0	1	0	0.39
Telent	693,845	1.73%	1	0	1	0	0	0	0	0.14
Ringway Ltd	655,139	1.63%	2	0	0	1	0	1	0	0.31
HW Martin Ltd	588,436	1.46%	1	0	0	0	1	0	0	0.17
Interserve	531,026	1.32%	2	1	0	0	0	1	0	0.38
Galliford Try	442,930	1.10%	1	0	1	0	0	0	0	0.23
Autolink Concessionaires (A19) Ltd	417,820	1.04%	2	1	1	0	0	0	0	0.48
Vinci Construction	390,557	0.97%	1	0	0	0	1	0	0	0.26
Egis	327,445	0.81%	7	3	0	3	1	0	0	2.14
Osborne	317,322	0.79%	2	1	0	1	0	0	0	0.63
Carnell Support Services Ltd	300,273	0.75%	3	3	0	0	0	0	0	1.00
Sisk Lagan JV	122,076	0.30%	2	1	0	1	0	0	0	1.64
Huyton Asphalt	16,919	0.04%	2	0	0	1	1	0	0	11.82
Rest of Group	5,132,740	12.77%	6	2	0	2	1	1	0	0.12
SC Total	40,181,069	100.00%	77	26	16	17	14	4	0	0.19

Lost Time Incidents recorded by Supplier



Road User performance - Fatality data

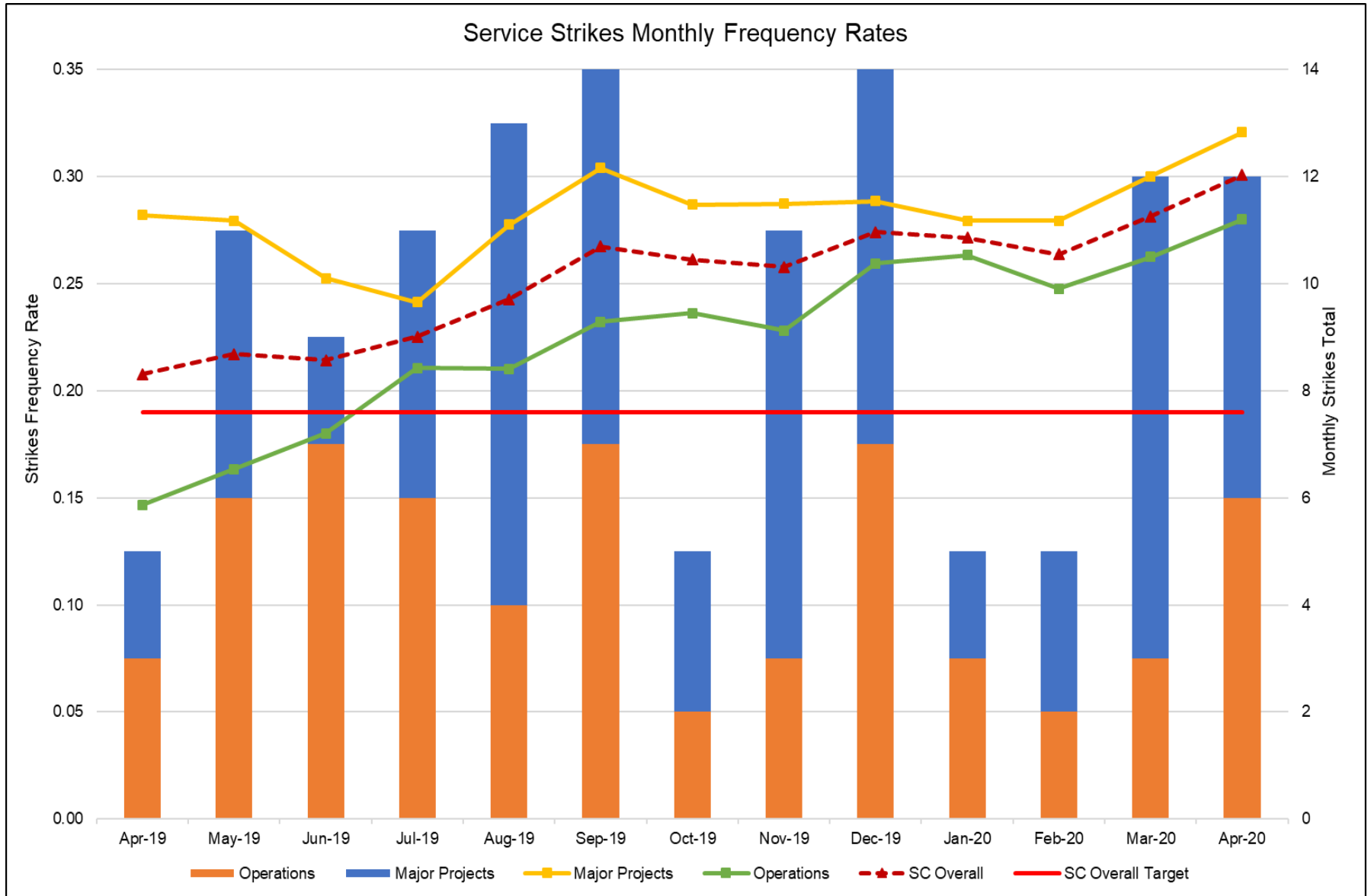
Fatal Summary Data April 2020

Ref	Date of Incident	Location	Incident Vehicles Involved	No. of Fatalities
1	07/04/2020 01:35	M4, Baydon, Wiltshire	1 Car	1
2	11/04/2020 19:35	A5, Redmoor, Buckinghamshire	1 Car	1
3	21/04/2020 17:49	A47, Wansford, Cambridgeshire	3 Cars	1
				3

Suspected Suicides Summary Data April 2020

Ref	Date of Incident	Location	Incident Vehicles Involved	No. of Fatalities
4	10/04/2020 04:34	M27, Southampton, Hampshire	1 Pedestrian	1
5	15/04/2020 03:27	M1, Rotherham, South Yorkshire	1 Pedestrian	1
				2

Service Strikes recorded by Supplier



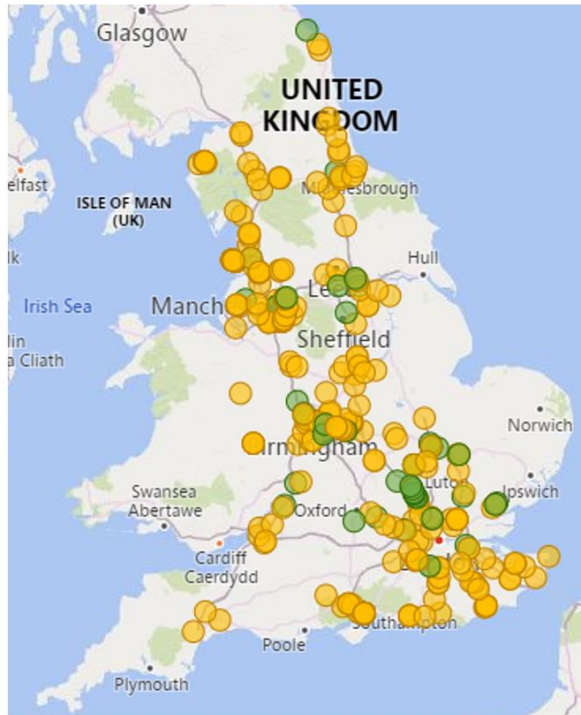
Summary of Significant Supply Chain Incidents reported

There have been 3 RIDDOR accidents in April.

Date of incident	Location	Incident category	Overview of incident
03/4/2020	Area 1&2 - <u>Sowton</u> Highway Maintenance Depot	RIDDOR over 7 days injury	Whilst unloading the barrier rig the operative went to lower one of the side panels to the barrier rig and the edge protection safety handrail fell hitting his head, shoulder and right side. Whilst the operative did not receive hospital treatment immediately following the incident, he has subsequently had an x-ray which diagnosed broken ribs. Airswab: 116704
28/4/2020	DBFO: M40 J7- J6 Denham to Warwick (Area 30)	2 RIDDOR over 7 days injury	Two operatives were travelling together in one vehicle to conduct a survey at a balancing pond, when they came across a road traffic collision in lane 3 of the M40. A car had spun out of control and hit the central reservation barrier. Being first on the scene, the crew pulled over onto the hard shoulder with flashing beacons switched on, and contacted the emergency services. Sometime after that their vehicle was struck on the hard shoulder by another vehicle. As a result, both members of the two-person crew sustained back injuries and required medical attention. They were taken to hospital by ambulances and released later the same day with follow up appointments booked. Airswab: 117169 & 117318

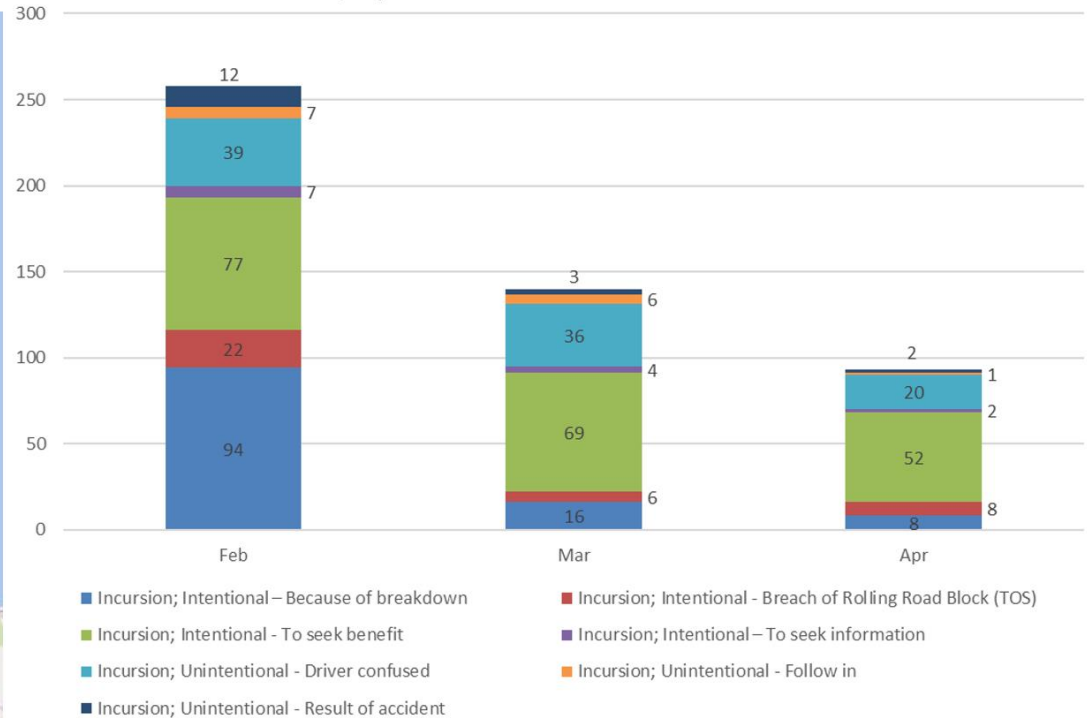
Vehicle incursions into roadworks

Areas of Incursions: February-April 2020



	Undesired Circumstance (a set of conditions or circumstances that have the potential to cause injury or ill health)
	Near Miss (an event not causing harm, but has the potential to cause injury or ill health)
	Personal Injury

Kind of Incursions: February-April 2020



Data exported: 09:15 - 05/05/20.

Impact Protection Vehicle (IPV) Strikes

There have been 0 incident with “IPV Strike” indicated as the Kind of Event reported in April.

Site Inspections undertaken in April 2020

This month (27/03 – 24/04), there have been **20** inspections undertaken across Highways England, a summary of the findings is below. Further details with regards to the findings can be found in **Appendix 8**.

	Number of inspections	No. observations	No. observations	No. observations	No. observations
		Status (Red)	Status (Amber)	Status (Green)	Blue Star
Major Projects	19	3	6	99	-
Operations	1	-	1	4	-
Totals	20	3	7	103	-

Key to non-conformance RAG status:

Red	Non-conformance with legislation or Raising the Bar (RtB) requirements
Amber	RtB requirements not adopted everywhere on site or in full, and negative observation
Green	Positive observation relating to management of top risks
★	Exceptional performance or new initiative not widely used on another site

Blue Star(s) Awarded

Audit ID	Audit Date	Division	Site	Section	Finding Details

Site Inspections undertaken in April 2020

Red and Amber findings across Major Projects:

Red and Amber findings across Major Projects						
Division	Section	Question	Red		Amber	
			Identified	Actions Raised	Identified	Actions Raised
Major Projects	Housekeeping	Site Tidiness	1	1		
	Management Arrangements	Site Rules			1	
		Supervision	1	1		
	Management of Traffic, Mobile Plant and Vehicles	Temporary Barriers			1	1
		Traffic Management	1	1	1	1
	Office / Welfare Facilities	Canteen / Rest Area			1	
		Drying Room			1	
		Toilets			1	1
Totals			3	3	6	3

Red and Amber findings across Operations:

Division	Section	Question	Red		Amber	
			Identified	Actions Raised	Identified	Actions Raised
Operations	Management Arrangements	Site Rules			1	
	Totals		-	-	1	0

Road User Performance and Road User Safety

- The agility of **Driving for Better Business** has allowed the programme to successfully respond to the Coronavirus Crisis. We are supporting business owners and fleet operators through the current difficulties and helping to prepare them for the challenges they will face as and when lockdown restrictions are lifted. Working with a partner FleetCheck, we have created a series of seven short videos discussing the key challenges faced by fleets operators in these exceptional times primarily covering driver management, vehicle maintenance and preparing for a return to more normal levels of operation. The Covid 19 Toolkit <https://www.drivingforbetterbusiness.com/covid-19/> was launched by press release on Wednesday 8 April, with significant up-take:
 - Press release circulated to over 300,000 readers, newsletter sent to 8,500 key organisations;
 - 1,300 views for the full COVID-19 videos on YouTube
 - 5,700 views for short COVID-19 animations created for posting on LinkedIn
 - LinkedIn = 116,000 post impressions in the last 30 days
 - Twitter = 22,000 tweet impressions during April (20 days)
 - Facebook = 30,000 reach and 1,900 engagements in just 7 days
- This launch created a significant uplift in web traffic with around 5,200 unique users visiting in the last 28 days. Following the press release, Fleet News asked us to collaborate on a webinar for their readership. With just two days of marketing, we achieved 764 registrations and maxed out the webinar system with 500 delegates, against the norm of around 70 delegates. The webinar is currently available to watch on demand at <https://www.fleetnews.co.uk/suppliers/webinars>. The toolkit has also been circulated through Fleet Forum (a non-profit organisation inspiring better, cleaner, safer and more effective transport around the world) and throughout Australia by Monash University, whom said we're offering a 'great set of resources'.
- The online learning portal, Driving Hub, a free resource to increase the skills, knowledge and confidence of learner and novice drivers has been shortlisted for the Young Driver Focus awards 2020. The winner will be announced at the Young Driver Focus conference at the Royal Automobile Club, Pall Mall in September 2020. Driving Hub will be reinvented in 2020 with a fresh look and new areas for users including; riders, new parents and driving for work. There will be new material created to engage new users and keep existing users returning to the site for key information and messages including; Smart motorways, your wellbeing whilst driving and fatigue. Since the change in legislation on 4 June 2018 which allowed learner drivers to have lessons on the motorway there have been no identified issues involving a learner driver across our network.
- We continue to **monitor and track the changes in road user safety as a result of** the ongoing pandemic and to develop our approach to managing and mitigating future risks as we transition back to normal operations. We are working closely with our partners, such as the Department for Transport, the Police and Driver Vehicle Standards Agency to consider our approach to joint communications. Our joint approach looks to support customers returning to the network and promote good driver behaviour with key messages focused on: road worthiness and the importance of vehicle checks; breakdowns; planning for their journeys; and being a safe driver. During the pandemic we continue to provide key messages which support the wider government response and address emerging issues, such as speeding on the network. This includes promoting the Take Extra Care campaign (supported by DfT Think!) through our own social media channels which encourages all road users to help reduce the strain on the emergency services during the coronavirus pandemic by taking extra care when making essential journeys. Our approach needs to continue to provide good simple advice and be agile responding to the latest government position.

Health, Safety & Wellbeing Team Update

Safety Alerts: There have been 7 Safety Alerts issued in the month of April:

- HEi150 – Highways England for Information Safety Alert - [Rope access contractor injured in fall from height](#)
- HEi151 – Highways England for Information Safety Alert - [Underground Service Strike](#)
- HEi152 – Highways England for Information Safety Alert - [Accident during drainage works](#)
- HEi153 – Highways England for Information Safety Alert - [Unplanned movement of TVRS](#)
- HEi154 – Highways England for Information Safety Alert - [Safe removal of gloves](#)
- HEi155 – Highways England for Information Safety Alert - [Alcohol based Hand Sanitizer](#)
- HEi156 – Highways England for Information Safety Alert - [Lower Thames Crossing - Pre-Enabling works](#)