

September 2019 Summary Health & Safety Performance Report

Board Sponsor: Alan Cumming
Executive Sponsor: Mike Wilson
Author: Mark Byard

7 October 2019

home
safe
and **well**

Executive Summary

Accident Frequency Rate (AFR) Overview:

- The **Major Projects 12 month rolling AFR** to September 2019 **remained** at **0.05**.
- There were **2 RIDDOR** accidents reported in September 2019.
- **1 RIDDOR** fell out of the scope of the rolling AFR calculation.
- The in-month AFR was **0.12** and the net 12 month recorded hours decreased by 4.62% (19.9m to 19.1m).

- The **Operations 12 month rolling AFR** to September 2019 **decreased** from **0.06** to **0.05**.
- There were **0 RIDDOR** accidents reported in September 2019.
- **1 RIDDORs** fell out of the scope of the rolling AFR calculation.
- The in-month AFR was **0.00** and the net 12 month recorded hours decreased by 0.28% (20.42 to 20.36m).

- The overall **Supply Chain 12 month rolling AFR** to September 2019 **remained** at **0.05**.
- There have been **21 RIDDORs** in the rolling 12-month period.
- **2 RIDDORs** fell out of the scope of the rolling AFR calculation.
- The in-month AFR was **0.06** and the net 12 month recorded hours decreased by 2.38% (40.4 to 39.46m).

Lost time Incidents:

- There have been **8** Lost Time Incidents reported this month - 3 in Major Projects, 4 in Operations & 1 in TO/RCC

Fatality Data:

- The National Incident Liaison Officer (NILO), media and police reports provide information on the number of fatalities on the strategic road network. These data sources indicated that there had been **21 fatal incidents** and **1 suicide** on the Strategic Road Network

Service Strikes:

- There have been **4** service strikes reported this month

Vehicle Incursions:

- There have been **124** Vehicle Incursions reported this month

Bridge Strikes:

- There has been **0** Bridge Strikes reported this month

Incidents Reported:

- There have been **2 RIDDOR** incident reported in September.

Site Inspections:

- There were **25** inspections carried out in August 2019 by the H&S Division, **16** in Major Projects and **9** in Operations

Accident Frequency Rate Overview

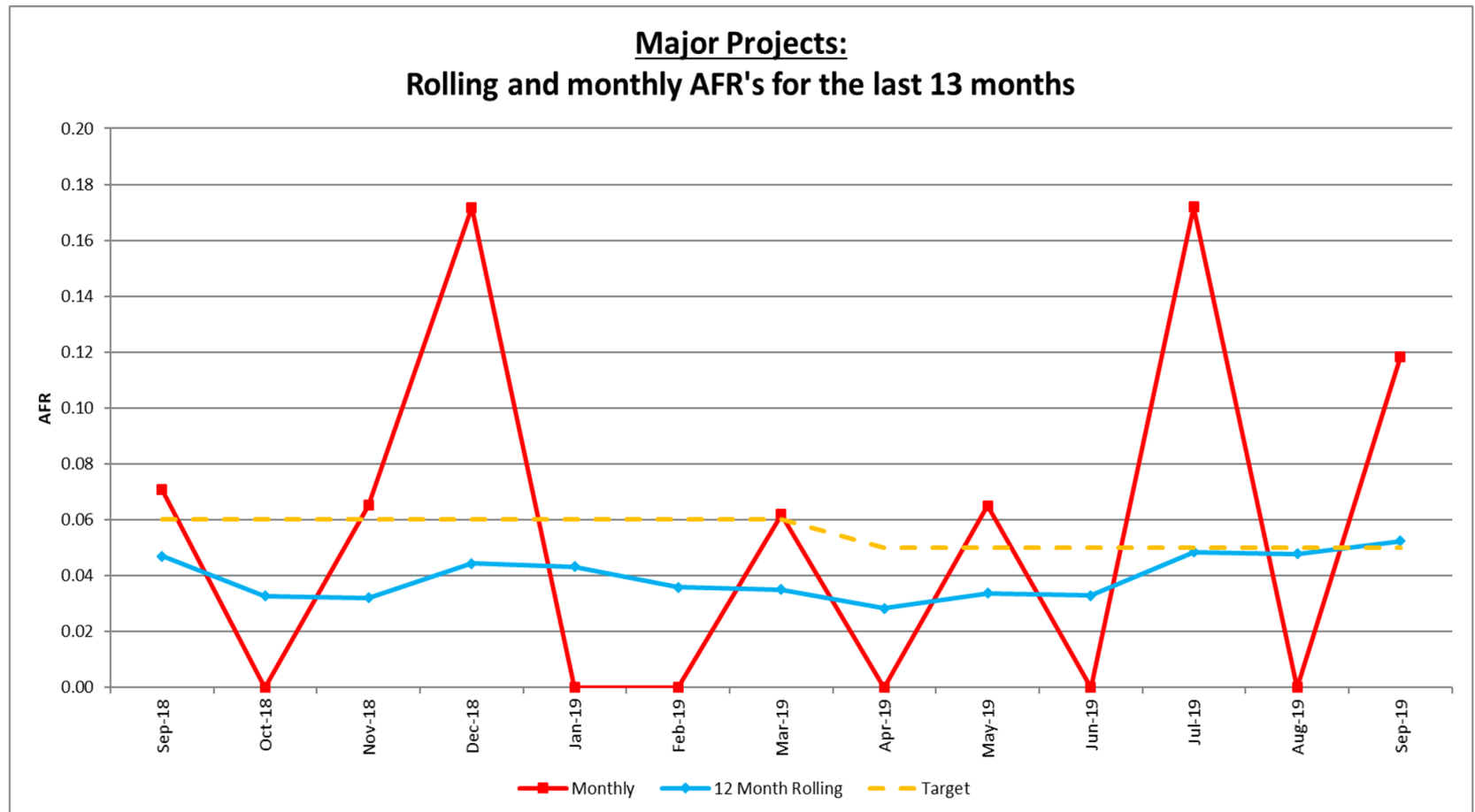
Area	AFR Target	AFR Actuals (rolling 12 months)	AFR for month	Fatality	RIDDOR Specified Injury	RIDDOR > 7-day injury	RIDDOR Disease	Total RIDDOR Reportable	RIDDOR Dangerous Occurrences ⁽¹⁾
Major Projects	0.05	0.05	0.12	0 (0)	1 (6)	1 (4)	0 (0)	2 (10)	0 (1)
Operations	0.05	0.05	0.00	0 (0)	0 (3)	0 (8)	0 (0)	0 (11)	0 (0)
Supply Chain Total	0.05	0.05	0.06	0 (0)	1 (9)	1 (12)	0 (0)	2 (21)	0 (1)

NB: The data recorded in **(brackets)** is the 12 month rolling data. The content of this report is informed by the IoD/HSE "Leading Health and Safety at Work" guidance.

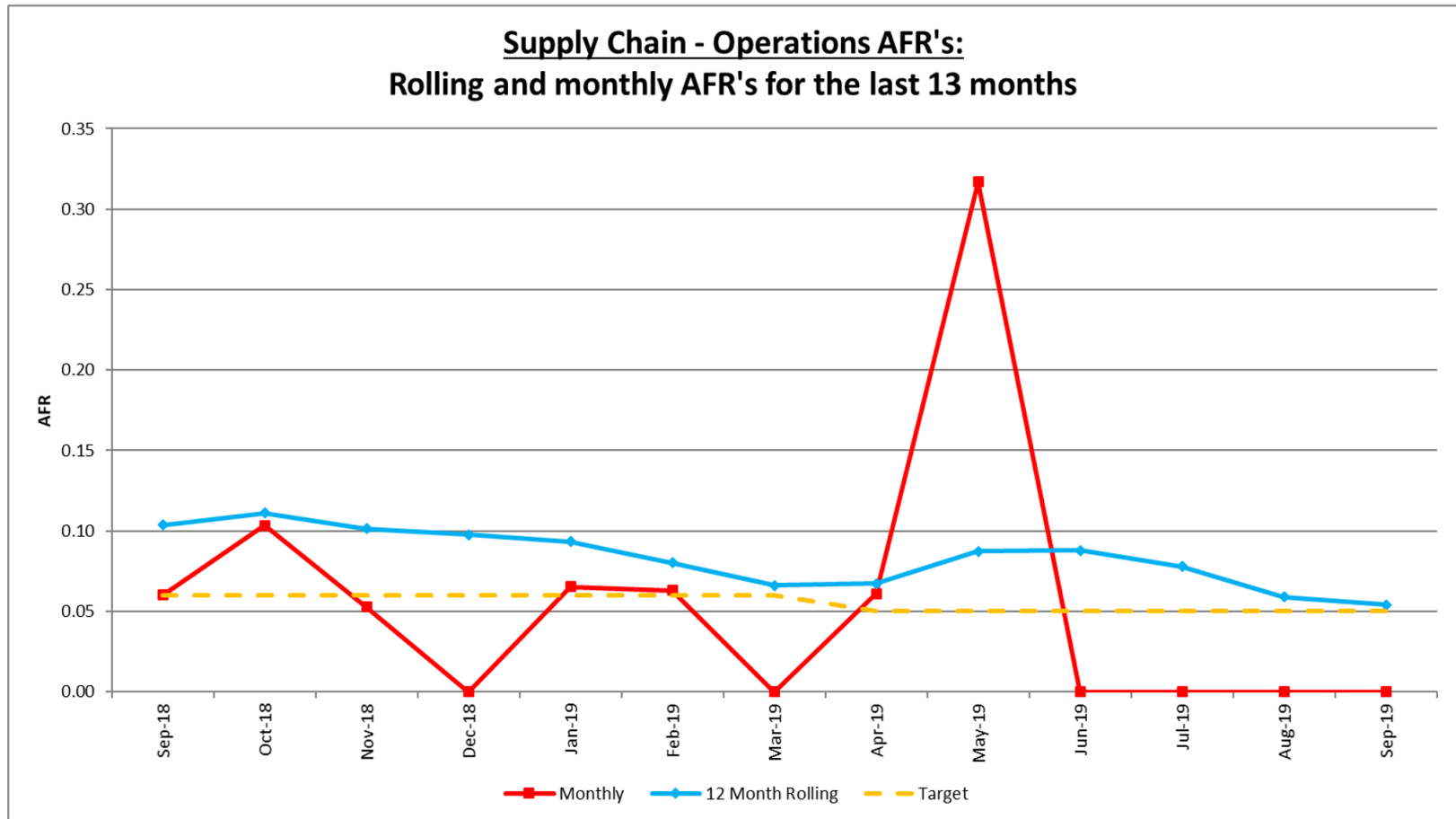
Supply Chain RAG status based on AFR target of 0.05 and aligning to the CPF model:

> 0.12	0.12 ≥ & > 0.05	≤ 0.05
--------	-----------------	--------

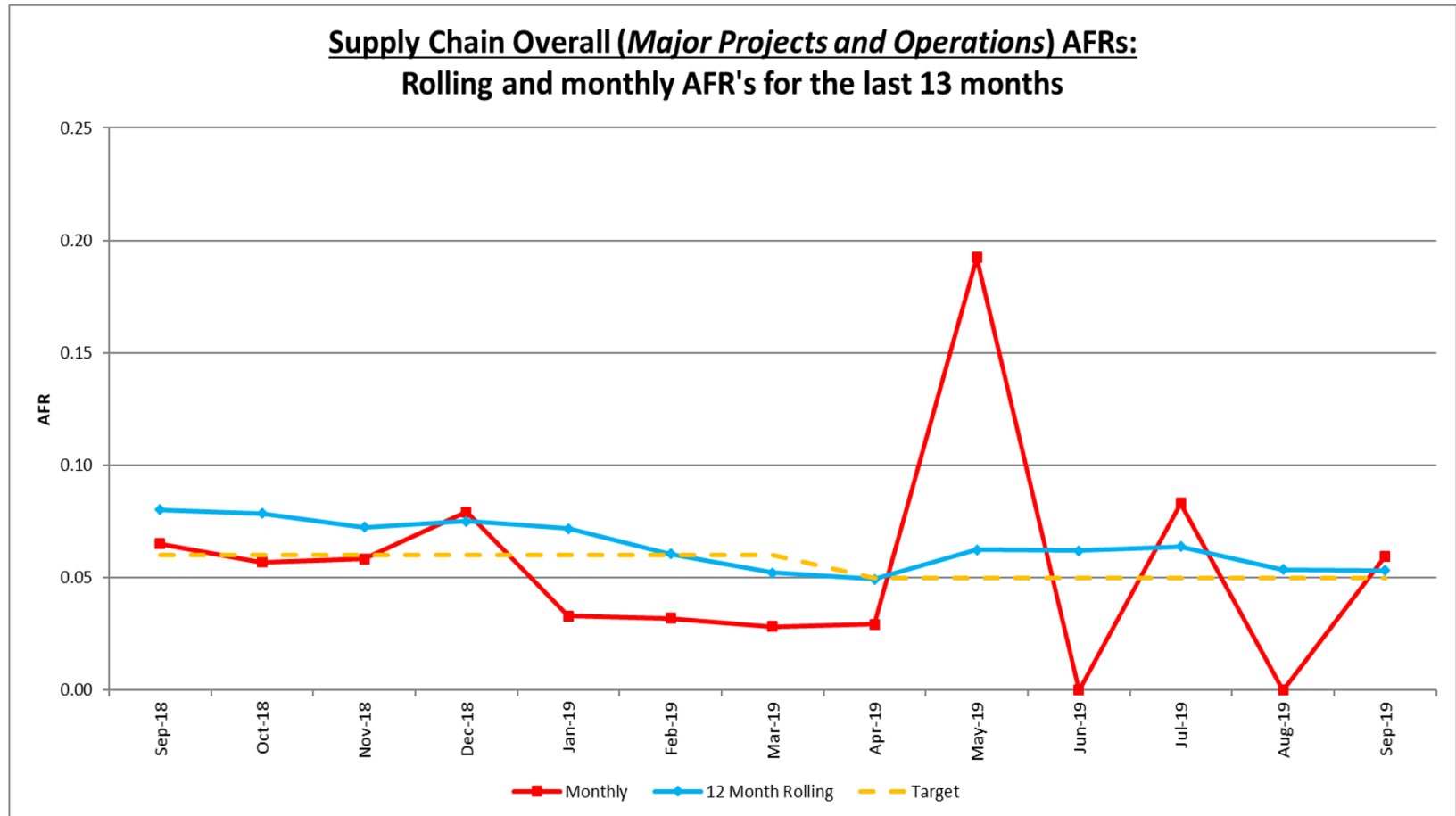
Graph 1 – Rolling AFR for Supply Chain - Major Projects



Graph 2 – Rolling AFR for Supply Chain - Operations



Graph 3 – Rolling AFR for Supply Chain – Major Projects and Operations



Performance by Supplier across the Supply Chain

Supplier	Hours worked	% hours worked	RIDDOR	Type of incidents				Sep. AFR	Group AFR (2018/19 performance)
				Fatality	Specified Injury	> 7 Day	Disease		
Kier Highways	9,960,312	25.24%	6	0	4	2	0	0.06	0.03
Balfour Beatty	3,751,863	9.51%	1	0	1	0	0	0.03	0.07
Aone+	3,634,823	9.21%	0	0	0	0	0	0.00	0
Skanska	3,530,372	8.95%	2	0	2	0	0	0.06	0.09
BAM Nuttall	3,144,650	7.97%	1	0	0	1	0	0.03	0.07
Connect Plus	1,882,331	4.77%	0	0	0	0	0	0.00	0.07
Costain	1,660,901	4.21%	1	0	1	0	0	0.06	0.03
AECOM	1,217,098	3.08%	1	0	0	1	0	0.08	0.02
Amey	1,155,876	2.93%	1	0	0	1	0	0.09	0.09
Jacobs	636,469	1.61%	0	0	0	0	0	0.00	0
Telent	618,596	1.57%	0	0	0	0	0	0.00	0
HW Martin Ltd	468,852	1.19%	2	0	1	1	0	0.43	0
Galliford Try	467,509	1.18%	1	0	0	1	0	0.21	0.11
Vinci Construction	464,117	1.18%	0	0	0	0	0	0.00	0.07
Ringway Ltd	441,921	1.12%	1	0	0	1	0	0.23	0.11
Interserve	430,699	1.09%	0	0	0	0	0	0.00	0.07
Atkins	413,143	1.05%	0	0	0	0	0	0.00	0
Autolink Concessionaires (A19) Ltd	401,452	1.02%	0	0	0	0	0	0.00	-
Sisk	332,099	0.84%	1	0	0	1	0	0.30	0.08
Egis	285,165	0.72%	1	0	0	1	0	0.35	0.4
Osborne	177,699	0.45%	1	0	0	1	0	0.56	0.17
Forest Support Services	144,982	0.37%	1	0	0	1	0	0.69	0
Graham Construction	116,705	0.30%	0	0	0	0	0	0.00	0.05
Morgan Sindall	44,440	0.11%	0	0	0	0	0	0.00	0.06
FMG	49,082	0.12%	0	0	0	0	0	0.00	4.5
Rest of Group (62)	4,027,528	10.21%	0	0	0	0	0	0.00	
Grand Total	39,458,684	100.00%	21	0	9	12	0	0.05	-

Key	> 0.12	0.12 ≥ & > 0.05	≤ 0.05
------------	------------------	-------------------------------	---------------

Group AFR data relates to 2018/19 performance

The contractors represented in this table are recognised as the principal contractors undertaking work across various Highways schemes and in conjunction with other contractors. This data draws together data from across all schemes and includes Suppliers who have +1% hours worked or have had a reportable incident in the past 12 months. The blue line annotates 1 million hours worked.

Performance by Supplier across the Supply Chain

Major Projects Contractor Performance

Supplier	Rolling 12 months to September 2019								
	Hours Worked (12 Mths)	Total RIDDORs	Fatality	Specified Injury	>7 day	Disease	Minor Injuries	AFR	Aug. AFR
Kier Highways	3,853,017	3	0	2	1	0	12	0.08	0.02
Skanska	3,530,372	2	0	2	0	0	10	0.06	0.06
Balfour Beatty	3,010,286	1	0	1	0	0	14	0.03	0.07
BAM Nuttall	1,673,268	0	0	0	0	0	10	0.00	0.00
Costain	1,660,901	1	0	1	0	0	5	0.06	0.05
AECOM	1,190,595	1	0	0	1	0	0	0.08	0.28
Jacobs	573,018	0	0	0	0	0	0	0.00	0.00
Vinci Construction	464,117	0	0	0	0	0	5	0.00	0.00
Galliford Try	462,907	1	0	0	1	0	2	0.22	0.22
Atkins	413,143	0	0	0	0	0	3	0.00	0.00
Interserve	341,033	0	0	0	0	0	0	0.00	0.00
Sisk	332,099	1	0	0	1	0	6	0.30	0.28
WSP	271,567	0	0	0	0	0	3	0.00	0.00
SWECO	216,102	0	0	0	0	0	0	0.00	0.00
Mott MacDonald	149,185	0	0	0	0	0	1	0.00	0.00
Osborne	106,348	0	0	0	0	0	2	0.00	0.00
Arcadis	92,389	0	0	0	0	0	0	0.00	0.00
Morgan Sindall	44,440	0	0	0	0	0	0	0.00	0.00
Volker Fitzpatrick	13,238	0	0	0	0	0	0	0.00	0.00
Carnell Support Services Ltd	7,988	0	0	0	0	0	0	0.00	0.00
Hochtief	5,821	0	0	0	0	0	0	0.00	0.00
Amey Highways	1,270	0	0	0	0	0	0	0.00	0.00
Pre-construction/PC to be assigned	683,928	0	0	0	0	0	2	0.00	0.00
Grand Total	19,097,032	10	0	6	4	0	75	0.05	0.05

Key > 0.12 0.12 ≥ & > 0.05 ≤ 0.05

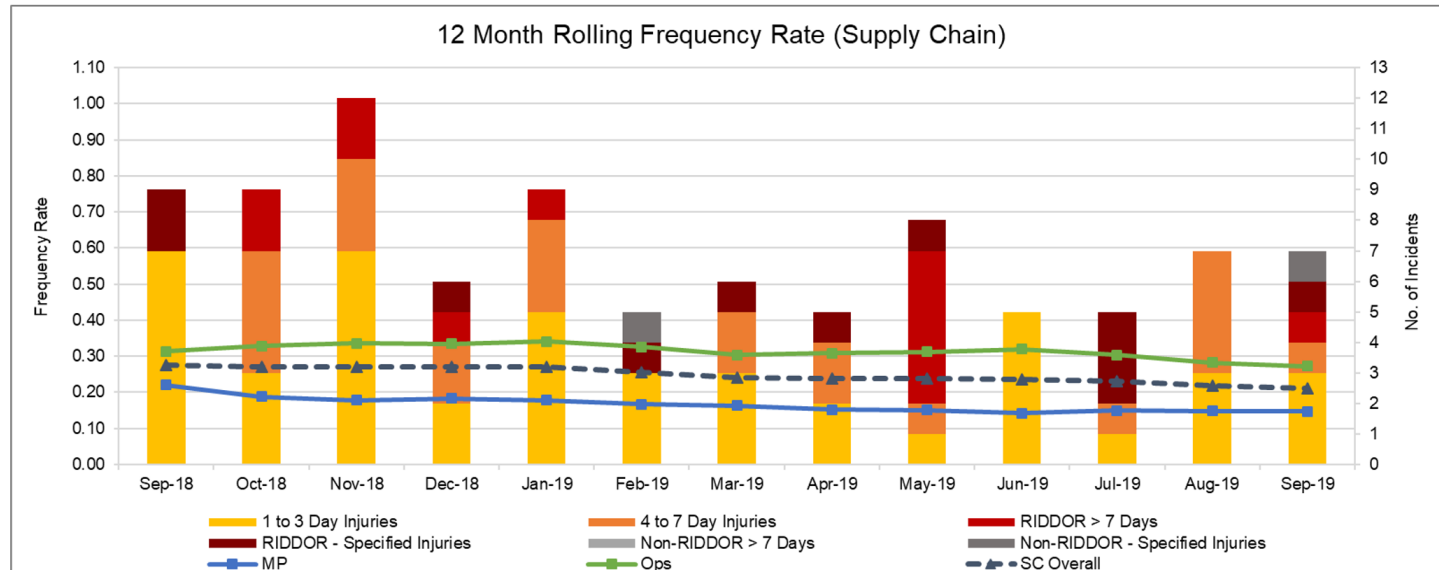
Performance by Supplier across the Supply Chain

Operations Contractor Performance

Area/Principal Contractor	Rolling 12 months to September 2019								
	Hours Worked (12 months)	Total RIDDORs	Fatality	Specified Injury	>7 day	Disease	Minor Injuries	AFR	Aug. AFR
East	1,604,988	2	0	0	2	0	14	0.12	0.18
Asset Support	868,454	0	0	0	0	0	5	0.00	0.00
CDF	384,827	1	0	0	1	0	2	0.26	0.49
DBFO	330,099	1	0	0	1	0	6	0.30	0.31
RTMC	21,608	0	0	0	0	0	1	0.00	0.00
Midlands	5,786,924	4	0	1	3	0	43	0.07	0.07
Asset Delivery	1,388,567	2	0	0	2	0	11	0.14	0.14
Asset Support	2,556,693	1	0	1	0	0	15	0.04	0.04
DBFO	45,594	0	0	0	0	0	0	0.00	0.00
Improvement Scheme	1,471,382	1	0	0	1	0	16	0.07	0.07
M6 Toll	280,957	0	0	0	0	0	0	0.00	0.00
RTMC	43,731	0	0	0	0	0	1	0.00	0.00
North East	3,293,317	1	0	1	0	0	9	0.03	0.03
Asset Delivery	689,190	1	0	1	0	0	0	0.15	0.14
Asset Support	1,982,665	0	0	0	0	0	4	0.00	0.00
DBFO	567,883	0	0	0	0	0	5	0.00	0.00
RTMC	53,579	0	0	0	0	0	0	0.00	0.00
North West	1,774,601	1	0	1	0	0	10	0.06	0.05
Asset Delivery	1,729,692	1	0	1	0	0	10	0.06	0.06
RTMC	44,909	0	0	0	0	0	0	0.00	0.00
South East	5,418,700	1	0	0	1	0	38	0.02	0.02
Asset Support	3,485,653	1	0	0	1	0	11	0.03	0.03
DBFO	1,882,331	0	0	0	0	0	26	0.00	0.00
RTMC	50,716	0	0	0	0	0	1	0.00	0.00
South West	1,747,654	2	0	0	2	0	9	0.11	0.12
Asset Delivery	1,592,708	2	0	0	2	0	7	0.13	0.13
DBFO	49,549	0	0	0	0	0	0	0.00	0.00
Improvement Scheme	12,047	0	0	0	0	0	0	0.00	0.00
RTMC	29,287	0	0	0	0	0	0	0.00	0.00
Severn River Group	64,063	0	0	0	0	0	2	0.00	0.00
National	735,468	0	0	0	0	0	4	0.00	0.00
Redflex Speed Cameras	56,700	0	0	0	0	0	0	0.00	0.00
NGVR - Next Generation Vehicle Recovery	49,082	0	0	0	0	0	0	0.00	0.00
National Roads Telecommunication Services	552,310	0	0	0	0	0	3	0.00	0.00
ESCoRT	15,255	0	0	0	0	0	0	0.00	0.00
Efficiency and Noise Insulation Project	32,197	0	0	0	0	0	0	0.00	0.00
Property M.E.S. E	29,924	0	0	0	0	0	1	0.00	0.00
Grand Total	20,361,652	11	0	3	8	0	127	0.05	0.06

Lost Time Incidents recorded by Supplier

Supplier	Hours worked	% hours worked	Total No. of LTIs	Type of incidents						LTI Frequency Rate
				1 to 3 Day Injury	4 to 7 Day Injury	RIDDOR > 7 Day Injury	RIDDOR Specified Injury	Non-RIDDOR Specified Injury	Non-RIDDOR > 7 Day Injury	
Kier Highways	9,960,312	25.24%	30	10	13	2	4	0	1	0.30
BAM Nuttall Ltd	3,144,650	7.97%	9	5	3	1	0	0	0	0.29
Balfour Beatty	3,751,863	9.51%	7	5	1	0	1	0	0	0.19
Connect Plus	1,882,331	4.77%	6	2	4	0	0	0	0	0.32
Costain	1,660,901	4.21%	4	3	0	0	1	0	0	0.24
Skanska	3,530,372	8.95%	4	2	0	0	2	0	0	0.11
Amey	1,155,876	2.93%	4	2	0	1	0	0	1	0.35
Sisk	332,099	0.84%	3	2	0	1	0	0	0	0.90
Egis	285,165	0.72%	3	2	0	1	0	0	0	1.05
Osborne	177,699	0.45%	3	1	1	1	0	0	0	1.69
HW Martin Ltd	468,852	1.19%	2	0	0	1	1	0	0	0.43
Rest of Group (20)	13,108,564	33.22%	9	4	1	4	0	0	0	0.07
SC Total	39,458,684	100.00%	84	38	23	12	9	0	2	0.21



Road User performance - Fatality data

The National Incident Liaison Officer (NILO), Media and Police Reports provide some understanding on the number of fatalities on the strategic road network. Based on our current understanding there are 21 fatalities due to road traffic collisions and we estimate 1 suicide on the SRN in September 2019. A high-level outline of each incident is provided, and contributory factors outlined where known.

Fatal Summary Data September 2019

Ref	Date of Incident	Location	Incident Vehicles Involved	No. of Fatalities
1	04/09/2019 10:40	M4, Severn Bridge, Gloucestershire	1 HGV	1
2	05/09/2019 10:47	M62, Huddersfield, West Yorkshire	2 HGVs & 2 Cars	1
3	05/09/2019 18:51	A174, Middlesbrough, North Yorkshire	1 HGV & 1 Car	1
4	07/09/2019 09:30	M69, Hinckley, Leicestershire	2 Cars & 1 Motorcycle	1
5	07/09/2019 20:34	M5, Worcester, Worcestershire	1 Car	1
6	10/09/2019 15:57	A5, Lichfield, Staffordshire	1 Van & 1 Tractor with Trailer	1
7	10/09/2019 19:15	M5, Portishead, Somerset	1 Motorcycle	1
8	14/09/2019 15:31	A49, Church Stretton, Shropshire	2 Cars	2
9	18/09/2019 11:21	A303, Chicklade, Wiltshire	1 Motorhome & 1 Car	1
10	18/09/2019 20:14	M40, Beaconsfield, Buckinghamshire	1 Van & 1 Car	1
11	19/09/2019 17:23	M56, Lymm, Cheshire	1 HGV, 1 Van & 4 Cars	2
12	20/09/2019 01:14	M56, Sharston, Greater Manchester	1 Car & 1 Pedestrian	1
13	22/09/2019 13:25	M20, Maidstone, Kent	1 HGV & 1 Motorcycle	1
14	23/09/2019 12:32	A303, Amesbury, Wiltshire	1 HGV & 1 Bicycle	1
15	23/09/2019 14:15	A46, Wanlip, Leicestershire	1 Van & 1 HGV with Trailer	1
16	25/09/2019 19:20	A5, Bugbrooke, Northamptonshire.	2 Cars	1
17	26/09/2019 07:33	M20, Hythe, Kent	1 HGV & 1 Pedestrian	1
18	29/09/2019 03:20	A27, Chichester, East Sussex	2 Cars	1
19	29/09/2019 18:40	A1, Belford, Northumberland	3 Cars	1
				21

Suspected Suicides Summary Data September 2019

Ref	Date of Incident	Location	Incident Vehicles Involved	No. of Fatalities
20	26/09/2019 13:10	A46, Wanlip, Leicestershire	1 Pedestrian	1
				1

Service Strikes recorded by Supplier

Supplier	Hours worked	% hours worked	Total No. of Strikes	Type of incidents					Sep FR	Aug FR
				Service strike other cables or pipelines	Service strike electricity	Service strike water	Service strike gas	Service strike CCTV		
Kier Highways	9,960,312	25.24%	15	4	8	2	1	0	0	0.16
Skanska	3,530,372	8.95%	11	9	1	1	0	0	0	0.31
Balfour Beatty	3,751,863	9.51%	9	5	4	0	0	0	0	0.21
BAM Nuttall Ltd	3,144,650	7.97%	6	2	4	0	0	0	0	0.27
Costain	1,660,901	4.21%	4	2	2	0	0	0	0	0.29
Aone+	3,634,823	9.21%	6	3	2	0	1	0	0	0.14
Carnell Support Services	164,491	0.42%	4	2	2	0	0	0	2	2.50
Forkers Ltd	53,023	0.13%	4	3	0	1	0	0	8	7.62
Osborne	177,699	0.45%	3	0	1	1	1	0	2	2.02
Vinci Construction	464,117	1.18%	3	2	1	0	0	0	1	0.65
Amey	1,155,876	2.93%	3	1	2	0	0	0	0	0.25
AECOM	1,217,098	3.08%	3	1	2	0	0	0	0	0.53
NMCN	42,857	0.11%	2	1	1	0	0	0	5	5.08
Atkins	413,143	1.05%	2	0	2	0	0	0	0	0.25
Sisk	332,099	0.84%	2	1	1	0	0	0	1	0.55
J McCann	23,433	0.06%	2	1	1	0	0	0	9	10.05
Galliford Try	467,509	1.18%	2	1	0	1	0	0	0	0.45
M J Church	33,908	0.09%	2	1	1	0	0	0	6	5.85
Interserve	430,699	1.09%	2	0	1	0	1	0	0	0.22
Rest of Group (14)	8,792,086	22.28%	17	9	7	0	0	1	0	0.14
Total	39,458,684	100.00%	103	47	43	8	4	1	0	0.25

The Suppliers listed in this table have had 2 or more Service Strikes in the last 12 months

***Types of Event key:**

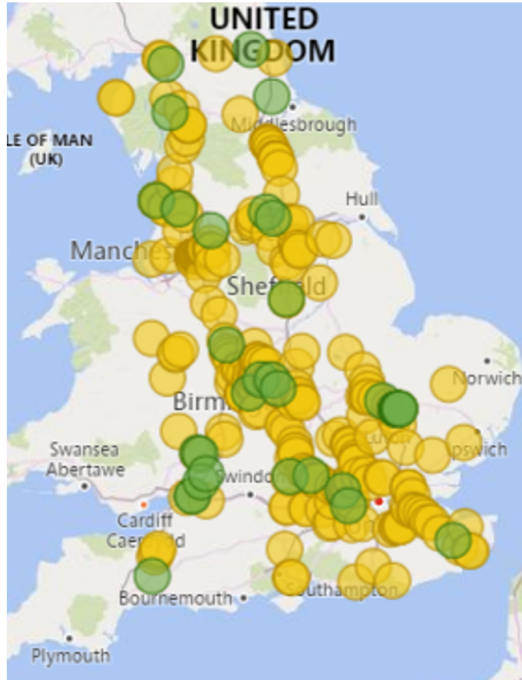
- Cable/Pipelines: Service strike other cables or pipelines
- Electricity: Service strike electricity
- Water: Service strike water
- Gas: Service strike gas

Summary of Significant Supply Chain Incidents reported

Date of incident	Location	Incident category	Overview of incident
03/09/2019	MP SMP - Kier Highways - M20 Jct 3-5	RIDDOR Specified injury	A traffic management operative sustained fractures to the tibia and fibula of their right leg after being struck by a cone base. They had been installing a lane one and two closure when they were forced to take evasive action whilst working on the lane two taper when two large vehicles approached side by side. One of the vehicles struck and displaced approximately 10 cones which caused the base of one cone to hit the operative on the leg as they reached the nearside temporary barrier. Airswweb:104852.
24/09/2019	MP SMP - Kier Highways - M6 Jct 13-15	RIDDOR >7 day injury	A site supervisor was struck on their upper right leg by a steel plate weighing approximately 20kg that fell from a passing HGV. They were taken to hospital by ambulance for treatment where they were diagnosed with severe bruising and not a fracture as initially reported. The incident was referred to Staffordshire Police who are investigating the event as a road traffic accident. Airswweb:105675.

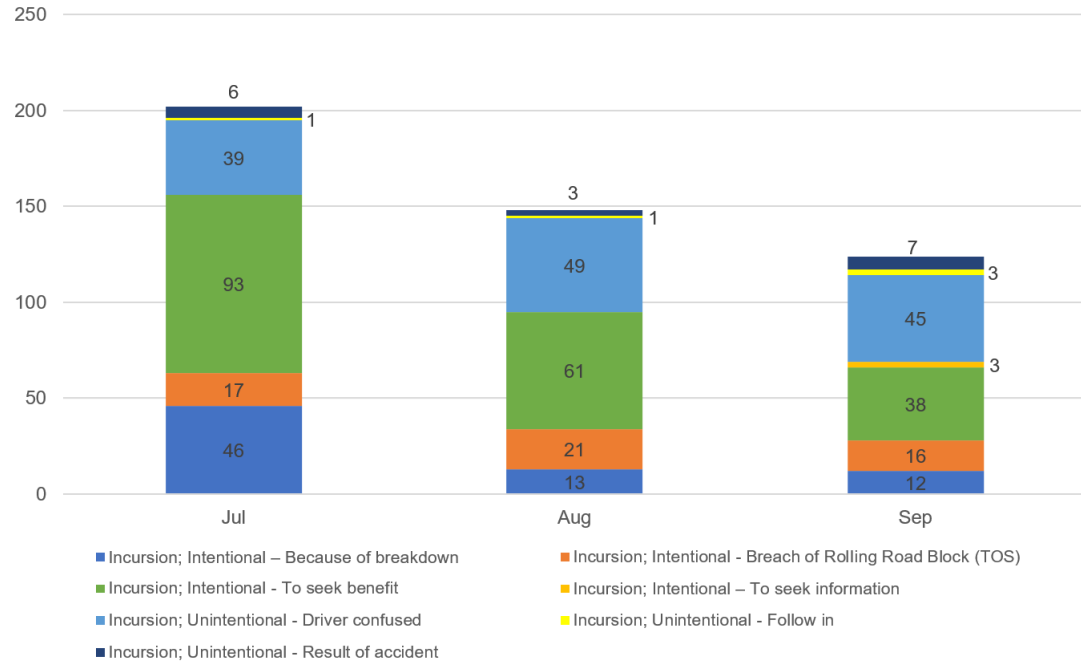
Vehicle incursions into roadworks

Areas of Incursions: July-September 2019



	Undesired Circumstance (a set of conditions or circumstances that have the potential to cause injury or ill health)
	Near Miss (an event not causing harm, but has the potential to cause injury or ill health)
	Personal Injury

Kind of Incursions: July-September 2019



Site Inspections undertaken in September 2019

This month there have been **25** inspections undertaken across Highways England, a summary of the findings is below.

	Number of inspections	No. observations	No. observations	No. observations	No. observations
		Status (Red)	Status (Amber)	Status (Green)	Blue Star
Major Projects	16	21	14	225	1
Operations	9	-	13	202	-
Totals	25	21	27	427	1

Key to non-conformance RAG status:

Red	Non-conformance with legislation or Raising the Bar (RtB) requirements
Amber	RtB requirements not adopted everywhere on site or in full, and negative observation
Green	Positive observation relating to management of top risks
★	Exceptional performance or new initiative not widely used on another site

Blue Stars	Section	Finding Details
MP SMP - <u>bmJV</u> - M62 <u>Jct 10-12</u>	Office / Welfare Facilities - Canteen / Rest Area	<p>The project has hired an <u>EcoSmart ZERO</u> welfare unit on site via GAP Services.</p> <p>The welfare unit is solar powered, with Hydrogen cells as back up. The only by-product is water.</p> <p>It has ultra-low energy fittings. The tap is 16W per press, kettle 33W per cup of water, 14W per minute microwave, 44W per hour light.</p> <p>The unit can be monitored on an app to observe energy usage or identify potential misuse.</p> <p>As well as huge environmental benefits, there is no need for generators, fuel, and much less maintenance.</p> <p>Trained GAP Services employees are authorised to come to site (accompanied) to maintain the Hydrogen cells when necessary, this risk will not be transferred to <u>bmJV</u> staff or contractors.</p>

Site Inspections undertaken in September 2019

Overview of findings across Major Projects and Operations:

Division	Section	Question	Red		Amber	
			Identified	Actions Raised	Identified	Actions Raised
Major Projects	Documentation	RAMS	2	2	1	-
	Electrical Safety	Fixed Installations / Appliances	-	-	1	1
	Housekeeping	Site Tidiness	1	-	2	2
		Slip, Trips, Falls	2	1	1	-
		Spill Kits	1	-	-	-
		Storage of Materials	-	-	1	1
		Task Lighting	1	-	-	-
	Management Arrangements	Accident Reporting and Investigation	1	1	-	-
		PPE	-	-	1	1
		Site Rules	1	-	-	-
		Supervision	3	2	-	-
	Management of Traffic, Mobile Plant and Vehicles	O/H Services / Structures	-	-	1	1
		Segregation	3	2	1	1
		Site Security	1	-	1	1
		Traffic Management	1	-	-	-
		Traffic Routes	1	-	-	-
		Vehicles	1	-	-	-
	Office / Welfare Facilities	Canteen / Rest Area	-	-	1	1
		First Aid	-	-	1	1
		Toilets	-	-	2	2
	Work at Height and Associated Activities	Excavations	2	2	-	-
Total			21	10	14	12

Division	Section	Question	Red		Amber	
			Identified	Actions Raised	Identified	Actions Raised
Operations	Housekeeping	Site Tidiness	-	-	2	-
		Slip, Trips, Falls	-	-	1	-
		Task Lighting	-	-	1	-
	Management Arrangements	LEAN H&S	-	-	1	-
		Site Rules	-	-	1	-
		Supervision	-	-	1	-
	Management of Traffic, Mobile Plant & Vehicles	Traffic Routes	-	-	1	-
	Occupational Health	Health Monitoring	-	-	1	-
		Manual Handling	-	-	1	-
	Office / Welfare Facilities	Showers / Decontamination	-	-	1	-
	Workforce Communication	Inductions	-	-	2	-
Total			-	-	13	-

Road User Performance and Road User Safety

- As part of the Safer Highways Event at Silverstone on the 11 September 2019 we held our first **Van Safety Summit** with speakers from across government, including Driver Vehicle Standards Agency, Health & Safety Executive as well as a range of private sector organisations addressed over 100 organisations who operate van fleets. The summit provided an overview on key emergent safety issues in the sector, shared examples of best practise for business and reinforced the importance of vehicle and driver compliance to improve safety. The summit supports the development of our Van Safety Framework which will be launched in November 2019, this will set out our approach to improving the safety of vans on our network. This will build on our Driving for Better Business programme and focuses on collaboration with key stakeholders and raising the levels of compliance of business operated vans and their drivers. This will be supported by further research and customer insight which allows the development of more targeted and effective interventions.
- We launched the **Highways England Smart Motorways Awareness Training for the Roadside Rescue and Recovery Industry** – Driver Certificate of Professional Competence (CPC) Course on the 12 September at the West Midlands Regional Control Centre with around 25 influential recovery industry representatives (including AA and RAC) and journalists. The training was developed in collaboration with Network Training Partnership (NTP) specifically for recovery operators, it is an 8-hour enhanced comprehensive training package aimed at roadside rescue and recovery drivers who use the motorway network across England, and has been designed to aid practical, relevant training. The core aims of the course is to identify and discuss the different types of smart motorway and educate on safe working practices for recovery operators when attending breakdowns and collisions through incident scenarios, as well as promotion of our key safety messages.
- Operational colleagues will now receive **Customer in Crisis training** on how to identify and respond to people in crisis on the network. The training will form part of the mandatory Trauma in the Workplace training and will provide colleagues with awareness and understanding of suicides and their contributory factors, how to recognise someone who may be in crisis and how to respond – it's not what you say but how you make someone feel - valued, connected and safe. The training is based on the research undertaken by, Professor Christabel Owens at Exeter University, 'Public Involvement in Suicide Prevention: The Stranger on the Bridge'. The research looks at the core components of an effective intervention by a member of the public, taken from detailed interviews with those with real experiences, including two traffic officers from the East Midlands. The training will be rolled out to all operational colleagues this financial year.
- Notes on Bridges New policy and guidance** has been issued for dealing with hand written suicide prevention notes on bridges. In 2018, we saw an increasing trend for messages of hope and decorations being attached to bridges with the aim to reach out to those in crisis and reduce the number of suicides. We commissioned Samaritans and Ulster University to undertake research which investigated whether the messages have an impact on the rates of incidents of suicidal behaviour at bridges and the impact of media coverage. The findings from the research suggests that there is no statistically significant benefit to the notes and that there may cause harm by highlighting locations. Samaritans recommends that Highways England takes a precautionary approach to the issue, and in collaboration, have written a guidance note which will support regional teams by providing a clear and consistent line to take.



Road User Performance and Road User Safety – continued.

- We launched **Operation Pennine** on Monday 24 September, a month of action to improve safety on the M62 between Port of Liverpool, Hull and Immingham Port. We have joined up with six police forces, the Health and Safety Executive and the Driver and Vehicle Standards Agency (DVSA) to reduce commercial vehicle incidents on this corridor. Operation Pennine will see enforcement agencies carry out checks on vans and lorries for road worthiness, secure loads, weight and drivers' hours. We will also use one of the HGV supercabs to patrol the M62 and record drivers of all types of vehicles committing mobile phone or other safety offences while travelling along the M62. The month of activity, which will run until Friday 18 October, follows the success of a similar safety week on the M1 earlier this year which led to the number of collisions falling by almost a third over.
- Our Regional Safety Co-ordinator from the East Region has led a multi-agency partnership to develop an enhanced **Young Riders Motorcycling Compulsory Basic Training** programme. This has built on research and analysis, including intervention mapping, detailed casualty analysis and ongoing engagement with DVSA and Motorcycle Industry Association. The trial has led to the creation of a scalable and sustainable enhanced CBT programme, from 1-day to 2-days training, with eLearning modules that can be delivered nationally.
- We have received a number of high profile **Prince Michael's International Road Safety Awards**; the awards give public recognition to those which have developed initiatives which have made an outstanding contribution to international road safety. These awards are judged by an independent international road safety expert panel. The awards given are for: our partnership with 'BabyBox' which provides targeted road safety resources through education and tangible rewards to expectant parents; our Smart Motorway Compliance programme which has focussed on improving driver understanding and compliance with Red X signals; and our research and development of the Young Riders Motorcycling Compulsory Basic Training programme. The winners of all the awards will be invited to meet HRH Prince Michael of Kent at a Gala Presentation to be held in December.
- Our **Regional Safety Coordinators** continue to deliver a range of partnership activities, including: a multi-agency operation held at the Chorley services on the M6 to target unsafe loads which came in time to highlight load safety during National Lorry Week. Officers from Warwickshire Police Serious Collision Unit, Highways England, DVSA, HMRC, and the Environment Agency, teamed up to tackle over-laden, under-secured and potentially dangerous loads. The operation pulled in 54 vehicles with an 87% hit rate. This meant 47 of the vehicles stopped had at least one offence identified. Two people were arrested on the day for theft of a motor vehicle, with the van in question recovered for forensic investigation.



National Health & Safety Team Update

- a) **Success in the South West:** On Monday 2 September the SW achieved two years without a RIDDOR and on 9 September celebrated achieving 2,000,000 hours without a RIDDOR. They marked the 2,000,000 hours by holding safety stand downs at each of the offices, depots and outstations to consider how we can maintain our current safety performance. There was good engagement from Traffic Officers and office staff that resulted in a number of suggestions such as head torches for Traffic Officers and improved mental health support in our offices. They are now working with colleagues to deliver these simple, but important improvements.
- b) **Safety Alerts:** There were **5** Safety Alerts issued in the month:
- HEi115 - Highways England Safety Alert - [Changes to the Driver Qualification cards](#)
 - HEi116 - Highways England Safety Alert - [Vehicle Recovery Safety Alert](#)
 - HEi117 - Highways England Safety Alert - [Mechanically operated post driver overturning](#)
 - HEi118 - Highways England Safety Alert - [Failure of a concrete floor saw](#)
 - HEi119 - Highways England Safety Alert - [Paving Slab - RIDDOR incident](#)