

October 2019 Summary Health & Safety Performance Report

Board Sponsor: Alan Cumming
Executive Sponsor: Mike Wilson
Author: Mark Byard

7 November 2019

home
safe
and **well**

Executive Summary

Accident Frequency Rate (AFR) Overview:

- The **Major Projects 12 month rolling AFR** to October 2019 **increased** from **0.05** to **0.07**.
- There were **3 RIDDOR** accidents reported in October 2019.
- **0 RIDDORs** fell out of the scope of the rolling AFR calculation.
- The in-month AFR was **0.16** and the net 12 month recorded hours increased by 1.89% (19.1m to 19.46m).

- The **Operations 12 month rolling AFR** to October 2019 **remained** at **0.05**.
- There were **2 RIDDOR** accidents reported in October 2019.
- **2 RIDDORs** fell out of the scope of the rolling AFR calculation.
- The in-month AFR was **0.11** and the net 12 month recorded hours decreased by 0.86% (20.36 to 20.19m).

- The overall **Supply Chain 12 month rolling AFR** to October 2019 **increased** from **0.05** to **0.06**.
- There have been **24 RIDDORs** in the rolling 12-month period.
- **2 RIDDORs** fell out of the scope of the rolling AFR calculation.
- The in-month AFR was **0.14** and the net 12 month recorded hours decreased by 0.47% (39.46 to 39.64m).

Lost time Incidents:

- There have been **9** Lost Time Incidents reported this month - **3** in Major Projects, **6** in Operations and **0** in TO/RCC

Incidents Reported:

- There have been **6 RIDDOR** events (including **1 RIDDOR** Dangerous Occurrence) reported in October.

Service Strikes:

- There have been **14** service strikes reported this month).

Vehicle Incursions:

- There have been **159** Vehicle Incursions reported this month

IPV Strikes

- There have been **3** IPV Strikes reported this month

Bridge Strikes:

- There has been **1** Bridge Strike reported this month

Site Inspections:

- To date there have been **19** inspections carried out for October 2019 by the H&S Division, **14** in Major Projects and **5** in Operations

Accident Frequency Rate Overview

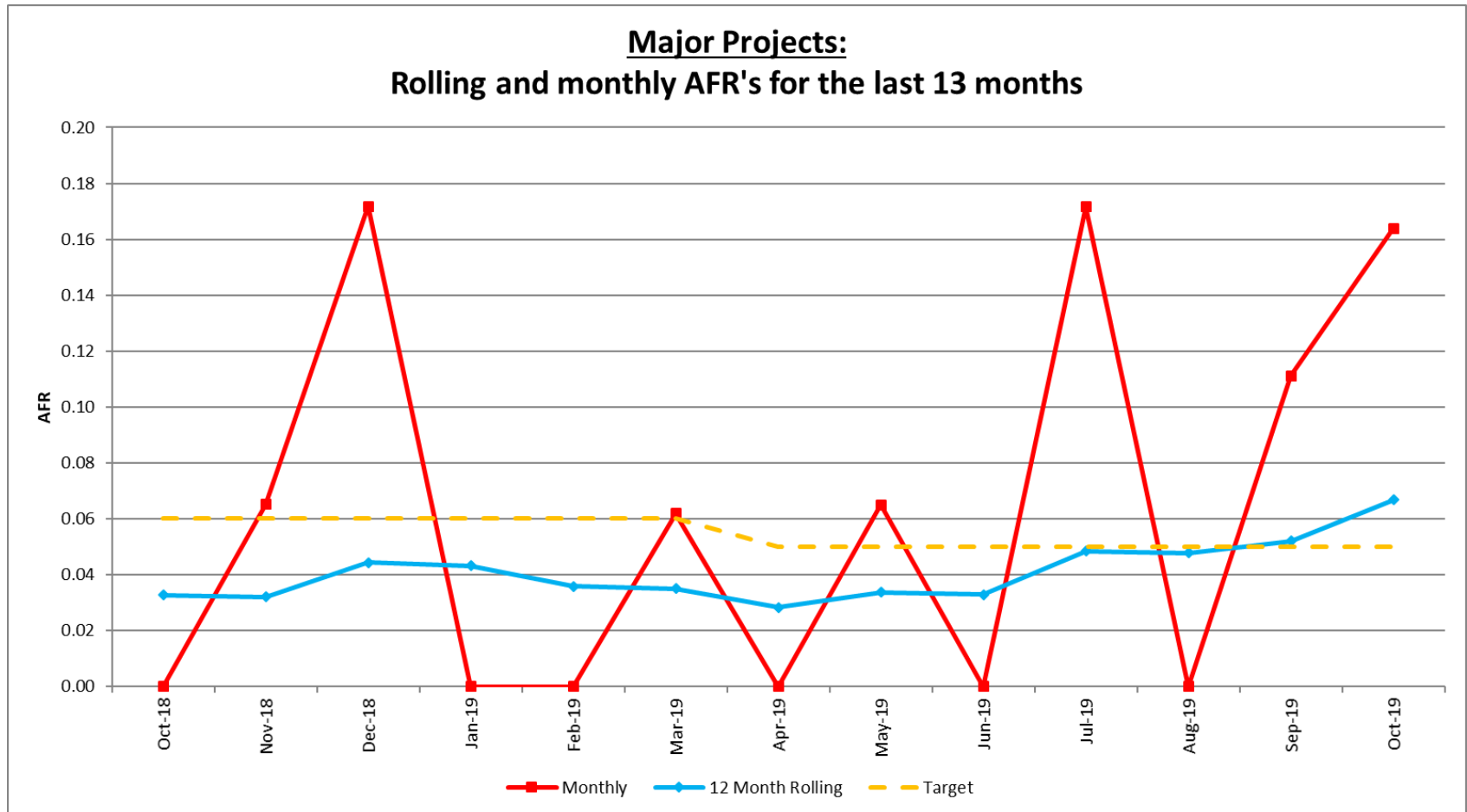
Area	AFR Target	AFR Actuals (rolling 12 months)	AFR for month	Fatality	RIDDOR Specified Injury	RIDDOR > 7-day injury	RIDDOR Disease	Total RIDDOR Reportable	RIDDOR Dangerous Occurrences ^[1]
Major Projects	0.05	0.07	0.16	0 (0)	1 (7)	2 (6)	0 (0)	3 (13)	1 (1)
Operations	0.05	0.05	0.11	0 (0)	1 (4)	1 (7)	0 (0)	2 (11)	0 (0)
Supply Chain Total	0.05	0.06	0.14	0 (0)	2 (11)	3 (13)	0 (0)	5 (24)	1 (1)

NB: The data recorded in **(brackets)** is the 12 month rolling data. The content of this report is informed by the IoD/HSE "Leading Health and Safety at Work" guidance.

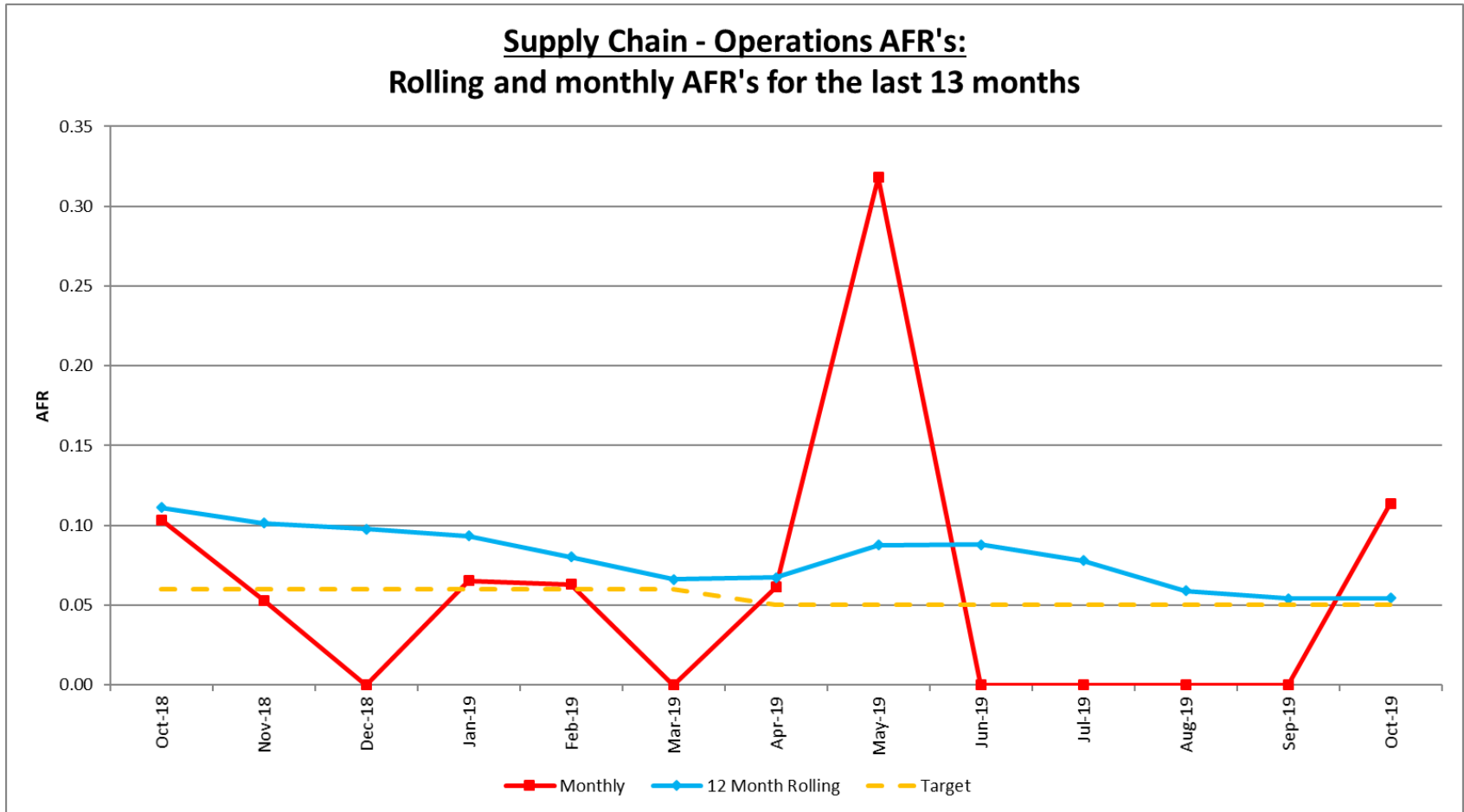
Supply Chain RAG status based on AFR target of 0.05 and aligning to the CPF model:

> 0.12	0.12 ≥ & > 0.05	≤ 0.05
--------	-----------------	--------

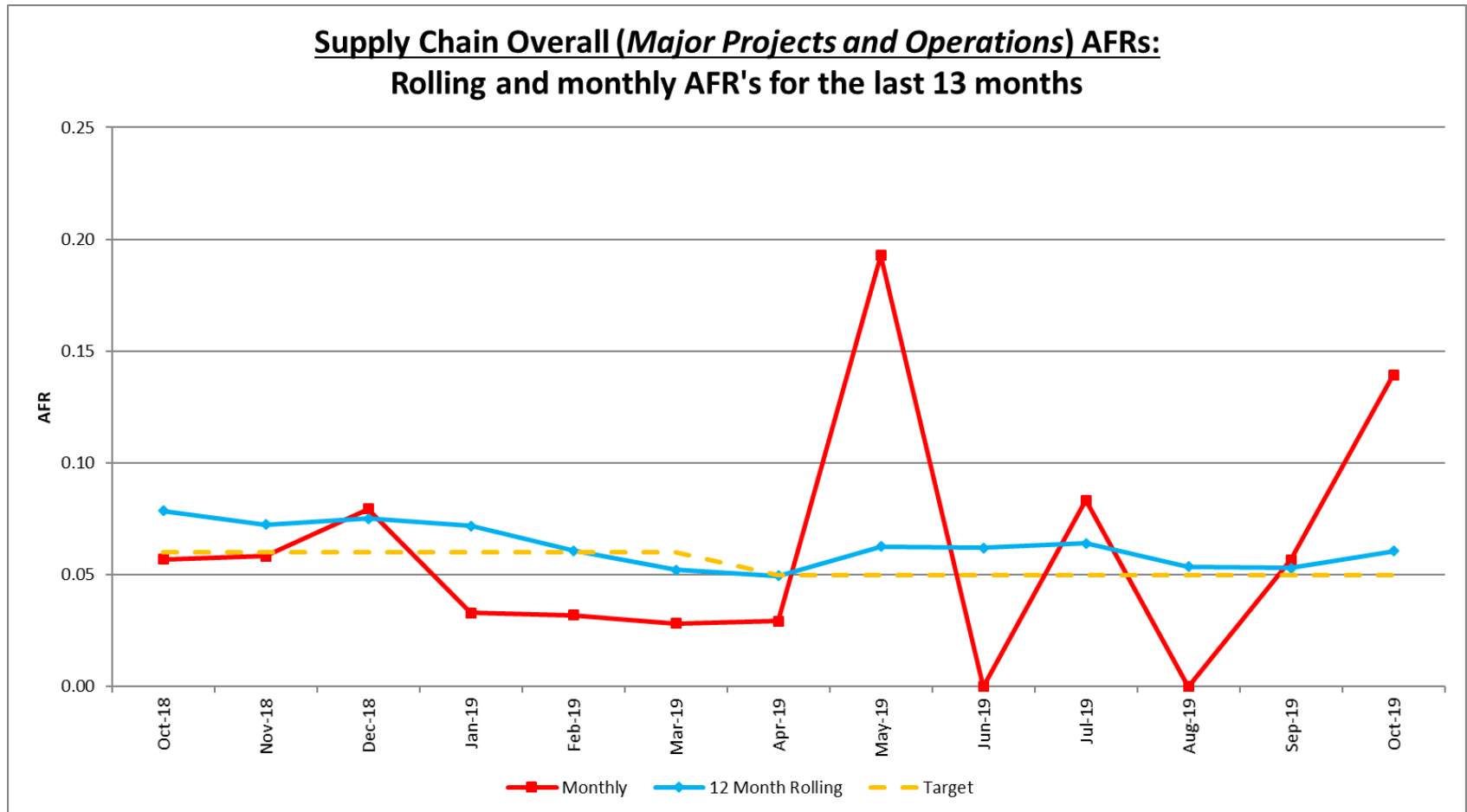
Graph 1 – Rolling AFR for Supply Chain - Major Projects



Graph 2 – Rolling AFR for Supply Chain - Operations



Graph 3 – Rolling AFR for Supply Chain – Major Projects and Operations



Performance by Supplier across the Supply Chain

Supplier	Hours worked	% hours worked	RIDDOR	Type of incidents				October AFR	Group AFR (2018/19 performance)
				Fatality	Specified Injury	> 7 Day	Disease		
Kier Highways	9,732,097	24.55%	7	0	4	3	0	0.07	0.03
Balfour Beatty	3,799,283	9.58%	3	0	2	1	0	0.08	0.07
Aone+	3,589,570	9.05%	0	0	0	0	0	0.00	0.00
Skanska	3,501,507	8.83%	2	0	2	0	0	0.06	0.09
BAM Nuttall Ltd	2,926,352	7.38%	1	0	0	1	0	0.03	0.07
Costain	2,000,680	5.05%	1	0	1	0	0	0.05	0.03
Connect Plus	1,871,219	4.72%	0	0	0	0	0	0.00	0.07
AECOM	1,316,419	3.32%	2	0	0	2	0	0.15	0.02
Amey	1,206,937	3.04%	1	0	0	1	0	0.08	0.09
Morgan Sindall	270,369	0.68%	0	0	0	0	0	0.00	0.06
Telent	632,957	1.60%	0	0	0	0	0	0.00	0.00
Jacobs	589,655	1.49%	0	0	0	0	0	0.00	0.00
Vinci Construction	526,544	1.33%	1	0	1	0	0	0.19	0.07
Galliford Try	465,624	1.17%	1	0	0	1	0	0.21	0.11
HW Martin Ltd	471,299	1.19%	2	0	1	1	0	0.42	0.00
Interserve	458,002	1.16%	0	0	0	0	0	0.00	0.07
Ringway Ltd	442,978	1.12%	0	0	0	0	0	0.00	0.11
Atkins	385,558	0.97%	0	0	0	0	0	0.00	0.00
Egis	295,328	0.74%	1	0	0	1	0	0.34	0.40
Sisk	294,407	0.74%	1	0	0	1	0	0.34	0.08
Autolink Concessionaires (A19) Ltd	276,938	0.70%	0	0	0	0	0	0.00	0.00
Osborne	231,356	0.58%	1	0	0	1	0	0.43	0.17
Forest Support Services	155,932	0.39%	0	0	0	0	0	0.00	0.00
Graham Construction	129,736	0.33%	0	0	0	0	0	0.00	0.05
FMG	54,788	0.14%	0	0	0	0	0	0.00	4.50
Rest of Group (65)	4,019,213	10.14%	0	0	0	0	0	0.00	
Grand Total	39,644,748	100.00%	24	0	11	13	0	0.06	

Group AFR data relates to 2018/19 performance

The contractors represented in this table are recognised as the principal contractors undertaking work across various

Highways schemes and in conjunction with other contractors. This data draws together data from across all schemes and includes Suppliers who have +1% hours worked or have had a reportable incident in the past 12 months. The blue line annotates 1 million hours worked. |

Key > 0.12 0.12 ≥ & > 0.05 ≤ 0.05

Performance by Supplier across the Supply Chain

Major Projects Contractor Performance

Supplier	Rolling 12 months to October 2019								
	Hours Worked (12 Mths)	Total RIDDORs	Fatality	Specified Injury	>7 day	Disease	Minor Injuries	AFR	Sept. AFR
Kier Highways	3,951,487	3	0	2	1	0	10	0.08	0.08
Skanska	3,501,507	2	0	2	0	0	10	0.06	0.06
Balfour Beatty	3,159,576	2	0	1	1	0	14	0.06	0.03
Costain	2,000,680	1	0	1	0	0	5	0.05	0.06
AECOM	1,288,638	2	0	0	2	0	0	0.16	0.08
BAM Nuttall Ltd	1,514,943	0	0	0	0	0	10	0.00	0.00
Morgan Sindall	270,369	0	0	0	0	0	0	0.00	0.00
Jacobs	528,281	0	0	0	0	0	0	0.00	0.00
Vinci Construction	526,544	1	0	1	0	0	5	0.19	0.00
Galliford Try	461,379	1	0	0	1	0	2	0.22	0.22
Atkins	385,558	0	0	0	0	0	3	0.00	0.00
Interserve	380,416	0	0	0	0	0	0	0.00	0.00
Sisk	294,407	1	0	0	1	0	6	0.34	0.30
WSP	262,549	0	0	0	0	0	3	0.00	0.00
SWECO	216,336	0	0	0	0	0	0	0.00	0.00
Mott MacDonald Ltd	148,807	0	0	0	0	0	1	0.00	0.00
Osborne	140,248	0	0	0	0	0	2	0.00	0.00
Arcadis	89,958	0	0	0	0	0	0	0.00	0.00
Volker Fitzpatrick	17,596	0	0	0	0	0	0	0.00	0.00
Carnell Support Services Ltd	6,661	0	0	0	0	0	0	0.00	0.00
Hochtief	5,821	0	0	0	0	0	0	0.00	0.00
Amey	1,200	0	0	0	0	0	0	0.00	0.00
Pre-construction/PC to be assigned	305,234	0	0	0	0	0	1	0.00	0.00
Grand Total	19,458,195	13	0	7	6	0	72	0.07	0.05

Key > 0.12 0.12 ≥ & > 0.05 ≤ 0.05

Performance by Supplier across the Supply Chain

Operations Contractor Performance

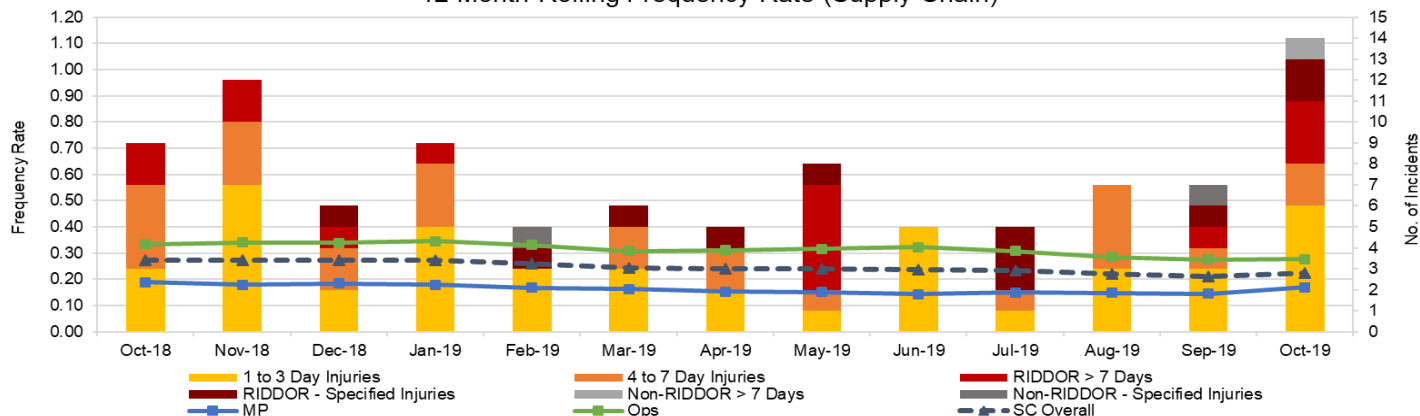
Area/Principal Contractor	Rolling 12 months to October 2019								
	Hours Worked (12 months)	Total RIDDORS	Fatality	Specified Injury	>7 day	Disease	Minor Injuries	AFR	Sept AFR
East	1,536,313	2	0	0	2	0	12	0.13	0.12
Asset Support	795,966	0	0	0	0	0	3	0.00	0.00
CDF	381,675	1	0	0	1	0	2	0.26	0.26
DBFO	336,683	1	0	0	1	0	7	0.30	0.30
RTMC	21,989	0	0	0	0	0	0	0.00	0.00
Midlands	5,657,881	5	0	1	4	0	42	0.09	0.07
Asset Delivery	1,401,582	2	0	0	2	0	11	0.14	0.14
Asset Support	2,478,082	2	0	1	1	0	14	0.08	0.04
DBFO	47,094	0	0	0	0	0	0	0.00	0.00
Improvement Scheme	1,411,409	1	0	0	1	0	17	0.07	0.07
M6 Toll	280,619	0	0	0	0	0	0	0.00	0.00
RTMC	39,095	0	0	0	0	0	0	0.00	0.00
North East	3,335,022	2	0	2	0	0	8	0.06	0.03
Asset Delivery	691,500	1	0	1	0	0	0	0.14	0.15
Asset Support	2,052,287	0	0	0	0	0	4	0.00	0.00
DBFO	537,594	1	0	1	0	0	4	0.19	0.00
RTMC	53,641	0	0	0	0	0	0	0.00	0.00
North West	1,760,270	1	0	1	0	0	9	0.06	0.06
Asset Delivery	1,715,322	1	0	1	0	0	9	0.06	0.06
RTMC	44,948	0	0	0	0	0	0	0.00	0.00
South East	5,245,444	1	0	0	1	0	36	0.02	0.02
Asset Support	3,323,665	1	0	0	1	0	11	0.03	0.03
DBFO	1,871,219	0	0	0	0	0	24	0.00	0.00
RTMC	50,560	0	0	0	0	0	1	0.00	0.00
South West	1,898,984	0	0	0	0	0	9	0.00	0.11
Asset Delivery	1,751,760	0	0	0	0	0	7	0.00	0.13
DBFO	43,807	0	0	0	0	0	0	0.00	0.00
Improvement Scheme	12,047	0	0	0	0	0	0	0.00	0.00
RTMC	28,644	0	0	0	0	0	0	0.00	0.00
Severn River Group	62,726	0	0	0	0	0	2	0.00	0.00
National	752,639	0	0	0	0	0	4	0.00	0.00
Redflex Speed Cameras	57,181	0	0	0	0	0	0	0.00	0.00
NGVR - Next Generation Vehicle Recovery	54,788	0	0	0	0	0	0	0.00	0.00
National Roads Telecommunication Services	560,408	0	0	0	0	0	3	0.00	0.00
ESCoRT	15,075	0	0	0	0	0	0	0.00	0.00
Efficiency and Noise Insulation Project	35,213	0	0	0	0	0	0	0.00	0.00
Property M.E.S. E	29,974	0	0	0	0	0	1	0.00	0.00
Grand Total	20,186,553	11	0	4	7	0	120	0.05	0.05

Lost Time Incidents recorded by Supplier

Supply Chain Lost Time Incidents

Supplier	Hours worked	% hours worked	Total No. of LTIs	Type of incidents						LTI Frequency Rate
				1 to 3 Day Injury	4 to 7 Day Injury	RIDDOR > 7 Day Injury	RIDDOR Specified Injury	Non-RIDDOR Specified Injury	Non-RIDDOR > 7 Day Injury	
Kier Highways	9,732,097	24.55%	27	9	10	3	4	0	1	0.28
Balfour Beatty	3,799,283	9.58%	8	4	1	1	2	0	0	0.21
BAM Nuttall Ltd	2,926,352	7.38%	8	4	3	1	0	0	0	0.27
Connect Plus	1,871,219	4.72%	6	2	4	0	0	0	0	0.32
Skanska	3,501,507	8.83%	6	4	0	0	2	0	0	0.17
Amey	1,206,937	3.04%	5	3	0	1	0	0	1	0.41
Costain	2,000,680	5.05%	6	4	1	0	1	0	0	0.30
Egis	295,328	0.74%	4	3	0	1	0	0	0	1.35
Aone+	3,589,570	9.05%	3	1	1	0	0	1	0	0.08
Sisk	294,407	0.74%	3	2	0	1	0	0	0	1.02
Osborne	231,356	0.58%	3	1	1	1	0	0	0	1.30
HW Martin Ltd	471,299	1.19%	2	0	0	1	1	0	0	0.42
Telent	632,957	1.60%	2	2	0	0	0	0	0	0.32
AECOM	1,316,419	3.32%	2	0	0	2	0	0	0	0.15
Rest of Group (3)	10,196,012	25.72%	10	4	0	4	2	0	0	0.10
SC Total	39,644,748	100.00%	89	41	21	13	11	1	2	0.22

12 Month Rolling Frequency Rate (Supply Chain)



Road User performance - Fatality data

Fatal Summary Data October 2019

Ref	Date of Incident	Location	Incident Vehicles Involved	No. of Fatalities
3	01/10/2019 06:27	M40, Cherwell Valley, Oxfordshire	1 van	1
4	04/10/2019 04:03	M1, Pinxton, Derbyshire	1 HGV & 1 Car	1
5	04/10/2019 07:10	M1, Lutterworth, Leicestershire	1 HGV & 1 Car	1
6	08/10/2019 10:24	A417, Cirencester, Gloucestershire	1 HGV & 1 Car	1
7	08/10/2019 13:19	M2, Medway, Kent	1 HGV & 1 Car	1
8	11/10/2019 23:01	A5, West Felton, Shropshire	2 Cars	3
9	16/10/2019 21:35	A31, Runfold, Surrey	3 Cars, 1 Motorcycle	1
10	22/10/2019 08:30	A5, Hinckley, Leicestershire	2 Cars	1
11	23/10/2019 11:32	A31, Cadnam, Hampshire	1 Car	1
12	29/10/2019 06:29	M5, Almondsbury, Gloucestershire	1 Car, 1 Motorcycle	1
13	30/10/2019 13:48	A21, Pembury, Kent	1 HGV	1
14	31/10/2019 09:30	M57, Kirkby, Merseyside	2 Cars	1
				14

Suspected Suicides Summary Data October 2019

Ref	Date of Incident	Location	Incident Vehicles Involved	No. of Fatalities
15	14/10/2019 13:15	A56, Haslingden, Lancashire	1 Pedestrian	1
16	18/10/2019 23:54	M1, Rotherham, South Yorkshire	1 Car & 1 Pedestrian	1
17	30/10/2019 04:16	M5, Upton St Leonards, Gloucestershire	1 Pedestrian	1
				3

Service Strikes recorded by Supplier

Service strikes recorded by Supplier

Supplier	Hours worked	% hours worked	Total No. of Strikes	Type of incidents					Oct FR	Sep FR
				Service strike other cables or pipelines	Service strike electricity	Service strike water	Service strike gas	Service strike CCTV		
Skanska	3,501,507	8.83%	15	11	2	1	0	1	0.43	0.31
Kier Highways	9,732,097	24.55%	12	2	7	1	2	0	0.12	0.15
Balfour Beatty	3,799,283	9.58%	8	4	4	0	0	0	0.21	0.24
Aone+	3,589,570	9.05%	6	3	2	0	1	0	0.17	0.17
Interserve	458,002	1.16%	5	1	3	0	1	0	1.09	0.46
BAM Nuttall Ltd	2,926,352	7.38%	5	2	2	0	0	1	0.17	0.19
Carnell Support Services Ltd	181,366	0.46%	5	3	2	0	0	0	2.76	2.43
Vinci Construction	526,544	1.33%	4	3	1	0	0	0	0.76	0.65
Costain	2,000,680	5.05%	4	2	2	0	0	0	0.20	0.24
Forkers Ltd	54,055	0.14%	4	3	0	1	0	0	7.40	7.54
Amey	1,206,937	3.04%	3	1	2	0	0	0	0.25	0.26
Osborne	231,356	0.58%	3	0	2	1	0	0	1.30	1.69
AECOM	1,316,419	3.32%	3	1	2	0	0	0	0.23	0.25
Galliford Try	465,624	1.17%	2	1	0	1	0	0	0.43	0.43
Atkins	385,558	0.97%	2	0	2	0	0	0	0.52	0.48
Sisk	294,407	0.74%	2	1	1	0	0	0	0.68	0.60
Telent	632,957	1.60%	2	1	0	1	0	0	0.32	0.32
Connect Plus	1,871,219	4.72%	2	1	1	0	0	0	0.11	0.05
Rest of Group (12)	6,470,815	16.32%	16	9	7	0	0	0	0.25	0.14
Total	39,644,748	100.00%	103	49	42	6	4	2	0.26	0.26

The Suppliers listed in this table have had 3 or more Service Strikes, or worked over 250,000 hours in the last 12 months

*Types of Event key:

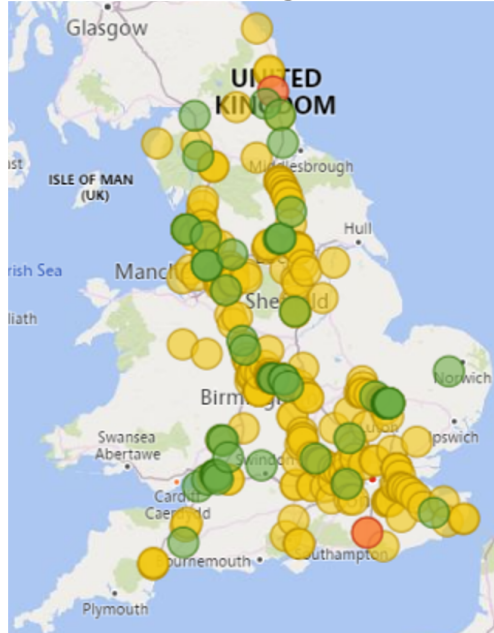
- Cable/Pipelines: Service strike other cables or pipelines
- Electricity: Service strike electricity
- Water: Service strike water
- Gas: Service strike gas.

Summary of Significant Supply Chain Incidents reported

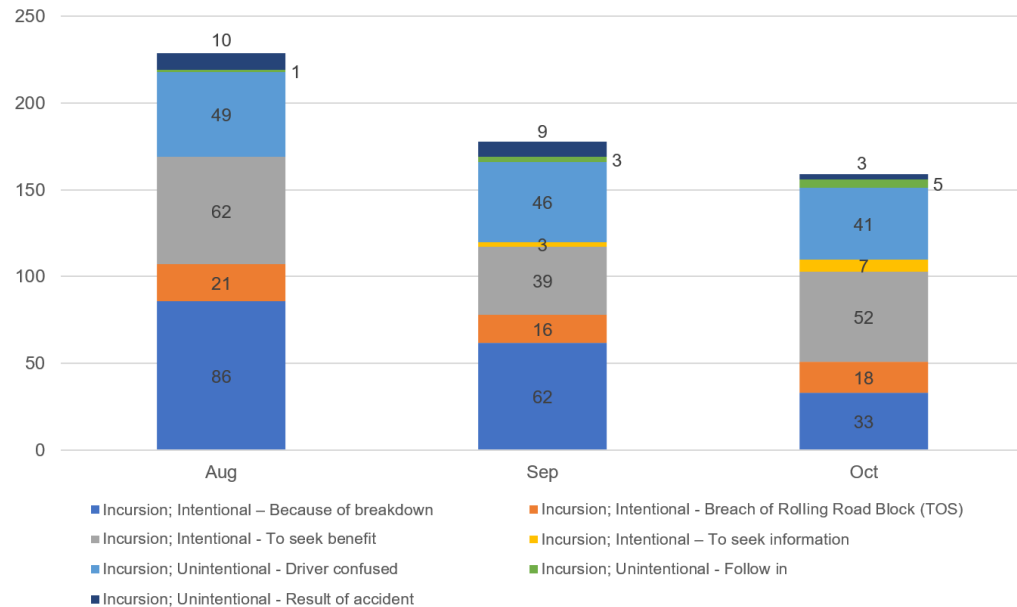
Date of incident	Location	Incident category	Overview of incident
09/10/2019	MP RIP - Vinci Construction/ Taylor Woodrow JV - M20 Jct 10a	RIDDOR Specified injury	A supervisor was standing on the verge looking at location markings on the ground. They turned to walk away from the verge and put their foot onto the concrete haunching on the back of the kerb which cause them to slip and go over on their ankle. They were taken to hospital where they were diagnosed with multiple fractures to their right foot. Airsweb: 106457
10/10/2019	Operations Area 9 - Kier Highways - M5 Jct 8	RIDDOR >7 day injury	Whilst cleaning traffic management cones an operative replaced one they had cleaned on top of another and it bounced back hitting their thumb. The operative attended hospital where they were diagnosed with a small fracture to their thumb. Airsweb:106520
10/10/2019	MP SMP - BBV - M4 Jct 3-12	RIDDOR Dangerous Occurrence	A telescopic crawler crane was tracking towards the top of a ramp to begin a descent to road level at Junction 7 (Huntercombe Lane Bridge) when it overturned. No injuries were sustained. Airsweb:106556
16/10/2019	Operations YNE (M1-A1(M) DBFO) - Connect Road -A1(M) Jct 42	RIDDOR Specified Injury	After loading a JCB 3cx onto a low loader it is believed that an operative fell and banged their head on the road. The low loader driver found their colleague lying in the road in a non-responsive state and with a cut to their head. The driver phoned the emergency services at which point the operative regained consciousness and they were taken to hospital by ambulance where they were diagnosed with a fractured skull. The operative has been released from hospital and is now recovering at home. Airsweb:106857
21/10/2019	MP - Aecom - Lower Thames Crossing	RIDDOR >7 day injury	An operation was underway to remove drilling rods from the sub surface. A rod had reached surface level and the driller lowered the wire rope in order for the second man to attach and screw in a swivel shackle. The shackle was screwed in and the hook on the end of the wire rope was attached to the shackle. The second man kept his right hand index finger between the hook and the shackle and the driller operated the winch which lifted the wire rope which trapped their finger. Airsweb:107013
23/10/2019	MP SMP – BBV - M6 Jct 2-4	RIDDOR >7 day injury	A BBV site cleaning team were undertaking routine cleaning of mobile welfare cabins in the central reserve works. A cleaner had parked their van and was unloading materials when they stepped out of the van and twisted their ankle. At the time of the incident the area was clean, free of debris and the underfoot conditions were dry. Airsweb: 108087

Vehicle incursions into roadworks

Areas of Incursions: August-October 2019



Kind of Incursions: August-October 2019



	Undesired Circumstance (a set of conditions or circumstances that have the potential to cause injury or ill health)
	Near Miss (an event not causing harm, but has the potential to cause injury or ill health)
	Personal Injury

Details of the Personal Injury Incursions;

Department	Site/Project	Event Type	Kind of Event	Date	Describe the facts of what happened
Highways England	YNE - A1 Stannington interchange	No Lost Time Injury	Incursion; Intentional – Because of breakdown	19/08/19	A lane 1 closure was in place and a HGV travelling in lane 2 had a blow out and a piece of tyre hit a TO. They suffered a dead leg as a result. The HGV also hit a parked works vehicle parked in lane 1. (Airsweb:104248)
Operations	Area 4 – A23	Non-RIDDOR – Specified Injury	Incursion; Intentional - To seek benefit	11/10/19	A cyclist entered a lane closure and upon exiting they struck a road cone causing them to fall and sustain an injury. (Airsweb:106647)

Impact Protection Vehicle (IPV) Strikes

There have been **3** IPV strike incidents reported in October.

Department	Site/project	Date	Describe the facts of what happened
Operations	Area 1 & 2	25/09/2019 Reported in October	After setting up the advance signs for grass cutting works an IPV conducted a U-turn in the wide section of single carriageway road and was hit by a motorcyclist. The motorcyclist was taken to hospital. (Airsweb:106392)
Major Projects	M1 Jct 13-16	10/10/2019	An IPV was attending the recovery of a HGV in lane 1 when it was struck by a van which caused minor damage to the IPV. No injuries were sustained. (Airsweb: 106907)
Operations	Area 6 & 8	28/10/2019	Whilst supporting traffic management installation on the M1 an IPV was struck by an HGV truck. No injuries were sustained. (Airsweb:108416)

Site Inspections undertaken in October 2019

This month there have been **19** inspections undertaken across Highways England, a summary of the findings is below.

	Number of inspections	No. observations	No. observations	No. observations	No. observations
		Status (Red)	Status (Amber)	Status (Green)	Blue Star
Major Projects	14	11	11	117	-
Operations	5	-	4	47	-
Totals	19	11	15	164	0

Key to non-conformance RAG status:

Red	Non-conformance with legislation or Raising the Bar (RtB) requirements
Amber	RtB requirements not adopted everywhere on site or in full, and negative observation
Green	Positive observation relating to management of top risks
★	Exceptional performance or new initiative not widely used on another site

Site Inspections undertaken in October 2019

Red and Amber findings across Major Projects and Operations:

Division	Section	Question	Red		Amber	
			Identified	Actions Raised	Identified	Actions Raised
Major Projects	Documentation	Permits			1	1
		RAMS	1	1	1	1
	Management Arrangements	LEAN H&S	1			
		Site Rules			2	1
		Supervision	2	2	1	
		Mobile Plant	1			
	Management of Traffic, Mobile Plant and Vehicles	O/H Services / Structures	1			
		Seat Belts	1			
		Segregation	1		1	1
		Temporary Barriers	1			
		Traffic Management	1			
		Vehicles			1	
	Work at Height and Associated Activities	Excavations	1	1	1	1
		Scaffolding			1	1
	Workforce Communication	Daily Briefings			2	1
Operations	Management Arrangements	Accident Reporting and Investigation			1	
		Competence			1	
	Management of Traffic, Mobile Plant and Vehicles	Traffic Management			1	
	Work at Height and Associated Activities	Confined Spaces			1	
Grand Total			11	4	15	7

Road User Performance and Road User Safety

- Our **Regional Safety Coordinators** continue to deliver a range of activities, including: supporting our partners and key stakeholders delivering a range of events to support Tyre Safety Month, this has included using digital tyre scanner kits at motorway services areas which allow a deeper level of engagement on vehicle checks and the need for regular tyre inspections with our customers; we have worked in collaboration with one of our key stakeholders DPD to support their inaugural road safety event which looked to educate drivers, pedestrians and cyclists on how to reduce their risk of being involved in a collision with a HGV; and we are working with Suffolk Constabulary who have established a Commercial Vehicle Unit to undertake joint compliance operations on our network, a recent operation on the A14 Ipswich checked over fifty vehicles with offences from drivers hour to no insurance and driving licence detected.



- We held a **Commercial Vehicle Safety Conference** at Haydock Park racecourse on 2 October. Over 90 delegates attended the day and discussed a broad range of issues from the role of new technologies, compliance checks and health and wellbeing issues facing drivers. The speakers included representatives from the North West Commercial Vehicle Policing Unit, Health & Safety Executive, Manchester University and an ex-HGV driver who spoke about his personal story following a fatal collision where he was jailed for causing death by dangerous driving.
- As part of our **Red X Signal Enforcement Programme** we have now completed the upgrade of 32 camera sites across the network, these are now being tested and evidence provided to police enforcement authorities that the cameras are ready for go-live. Our plan was to commence red x camera enforcement to start mid-October in Avon & Somerset, followed shortly after by Surrey, Essex and Kent with associated advanced communications and publicity activity including a national news release and media activity. The launch of Red X has been slightly delayed due to additional Home Office Type Approval's for a Redflex HADECS 3X SmartView+ software upgrade which confirms the outputs to enforcement interfaces and provides additional functionality to support enforcement. Home Office have confirmed that expected approval of the system upgrade will be in place by 11 November, with enforcement scheduled to commence from 23 November.



Road User Performance and Road User Safety – continued.

- **Suicide Prevention** - we are delivering a comprehensive programme of work with our key stakeholders and partners to reduce the high incidence of suicides on our network in the North West. Preliminary assessments have been conducted at ten frequently used locations (some with multiple bridges) which have had more than 25 suicide events recorded in the period from 2016-2018. Samaritans posters have been placed at all these overbridges and these are gradually being upgraded to the latest crisis signs, we are also installing further signs at other high frequency locations. In most of the high frequency locations the appropriate mitigation measures are to install higher parapets. Feasibility work is already underway at seven bridges on the M60 and M56 with detailed and implementation programmed for next year. Due to structural and operational constraint's, we are also looking to introduce pedestrian detection and camera systems where appropriate, i.e. M60 Barton Bridge. In addition to our programme of asset improvements we are working closely with local stakeholder groups across the whole region to ensure we are part of a multi-agency approach.
- We supported the development and delivery of a **Parliamentary Advisory Council for Transport Safety Conference** on Post Crash Response. The conference featured practitioners, politicians and researchers involved in specifying and delivering these vital services and looked at how improvements could be made to optimise patient outcomes, learn from the events and to support victims' families. At the conference we provide an overview of our approach to Post Crash Response through our CLEAR initiative (Collision Lead Evaluate Act Re-open). Building on this conference and wider research we are reviewing our approach to Post Crash Response and will report our findings in early 2020.
- Following the National Public-Sector Summit at the House of Commons in January, **Driving for Better Business (DfBB)** joined with the Police and Crime Commissioner for Devon and Cornwall to host a regional summit for both public and private sector organisations in the South West. The event was attended by over 75 organisations and focused on how **DfBB** can help to reduce the considerable pressure on the human and financial resources, both internally managing our own fleets, and externally, in dealing with road incidents that involve those who use our roads for work. The call to action encouraged all organisations in the South West to come together to lead the way forward as a region contributing to safe and compliant at work drivers.

National Health & Safety Team Update

- a) **Corporate Inductions:** The Health & Safety team are currently only one of two teams who provide a representative to lead their part of the company corporate induction (the other being Customer). From December 2019, this one hour slot will be extended to two hours, and include road user safety (including driving on smart motorways) and safety risk requirements. We're currently working with colleagues in Learning & Development to consider options to extend this up to a half-day session on safety, health and wellbeing in their broadest sense.
- b) **Home Safe & Well Corporate actions:** We have undertaken a process known as logic mapping for each of the corporate activities. This helps us ensure that the planned actions planned will meet the intended objective. This has proved valuable for improvements in one of the corporate activities ('Tools & Equipment') so far, and we'll be working through our Home Safe and Well champions to apply logic mapping outputs to the rest of the corporate activities.
- c) **Safety Alerts:** There were **3** Safety Alerts issued in the month:
 - HEi120 - Highways England Safety Alert - [Wire rope breakage](#)
 - HEi121 - Highways England Safety Alert - [Taper strike resulting in RIDDOR injury to TM operative](#)
 - HEi122 - Highways England Safety Alert - [Finger trapped in swivel shackle resulting in fracture](#)