

November 2019 Summary Health & Safety Performance Report

Board Sponsor: Alan Cumming
Executive Sponsor: Mike Wilson
Author: Mark Byard

5 December 2019

home
safe
and **well**

Executive Summary

Accident frequency rates:

- The **Major Projects 12 month rolling AFR** to November 2019 **remained** at **0.07**.
- There were **2 RIDDOR** accidents reported in November 2019.
- **1 RIDDOR** fell out of the scope of the rolling AFR calculation.
- The in-month AFR was **0.12** and the net 12 month recorded hours increased by 1.12% (19.46m to 19.68m).

- The **Operations 12 month rolling AFR** to November 2019 **remained** at **0.05**.
- There were **0 RIDDOR** accidents reported in November 2019.
- **1 RIDDOR** fell out of the scope of the rolling AFR calculation.
- The in-month AFR was **0.00** and the net 12 month recorded hours decreased by 0.2% (20.19 to 20.05m).

- The overall **Supply Chain 12 month rolling AFR** to November 2019 **remained** at **0.06**.
- There have been **24 RIDDORS** in the rolling 12-month period.
- **2 RIDDORS** fell out of the scope of the rolling AFR calculation.
- The in-month AFR was **0.06** and the net 12 month recorded hours increased by 0.47% (39.64 to 39.72m).

Lost time Incidents:

- There have been **0** Lost Time Incidents reported this month – however, 1 lost time incident within Operations was reported late on 2nd December and has therefore been included. (**Section 3 & Appendix 6** - Lost Time Incidents that are not RIDDOR reportable).

Fatality Data:

- The National Incident Liaison Officer (NILO), media and police reports provide information on the number of fatalities on the strategic road network. These data sources indicated that there had been **19 fatal incidents and 5 suicides** on the Strategic Road Network.

Incidents Reported:

- There have been **2 RIDDOR** events reported in November.

Service Strikes:

- There have been **11** service strikes reported this month

Vehicle Incursions:

- There have been **163** Vehicle Incursions reported this month

IPV Strikes

- There have been **2** IPV Strikes reported this month

Bridge Strikes:

- There have been **0** Bridge Strike reported this month

Site Inspections:

- To date there have been **31** inspections carried out for November 2019 by the H&S Division, **14** in Major Projects and **17** in Operations

Accident Frequency Rate Overview

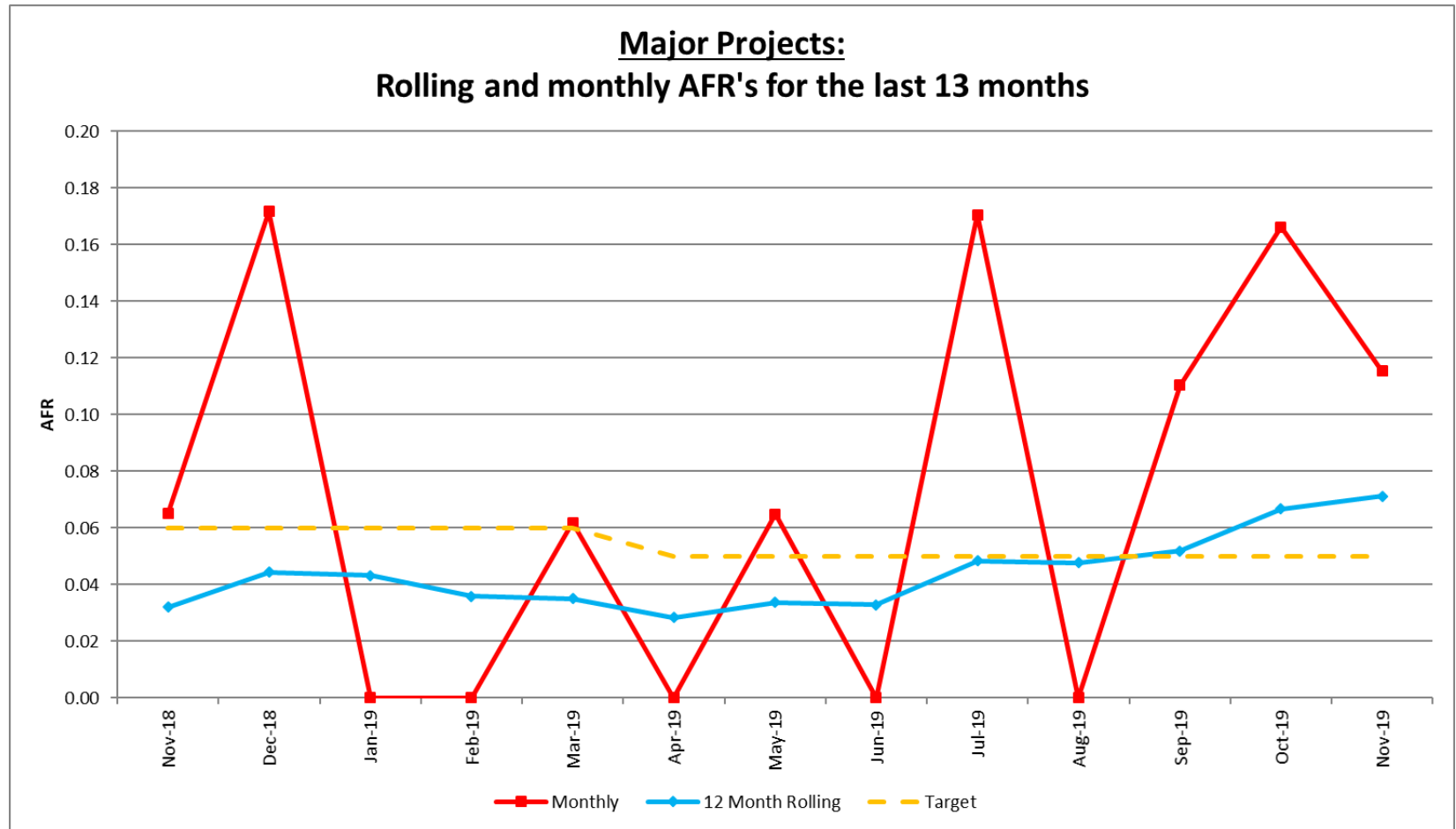
Area	AFR Target	AFR Actuals (rolling 12 months)	AFR for month	Fatality	RIDDOR Specified Injury	RIDDOR > 7-day injury	RIDDOR Disease	Total RIDDOR Reportable	RIDDOR Dangerous Occurrences ⁽¹⁾
Major Projects	0.05	0.07	0.12	0 (0)	1 (8)	1 (6)	0 (0)	2 (14)	0 (1)
Operations	0.05	0.05	0.00	0 (0)	0 (4)	0 (6)	0 (0)	0 (10)	0 (0)
Supply Chain Total	0.05	0.06	0.06	0 (0)	1 (12)	1 (12)	0 (0)	2 (24)	0 (1)

NB: The data recorded in **(brackets)** is the 12 month rolling data. The content of this report is informed by the IoD/HSE "Leading Health and Safety at Work" guidance.

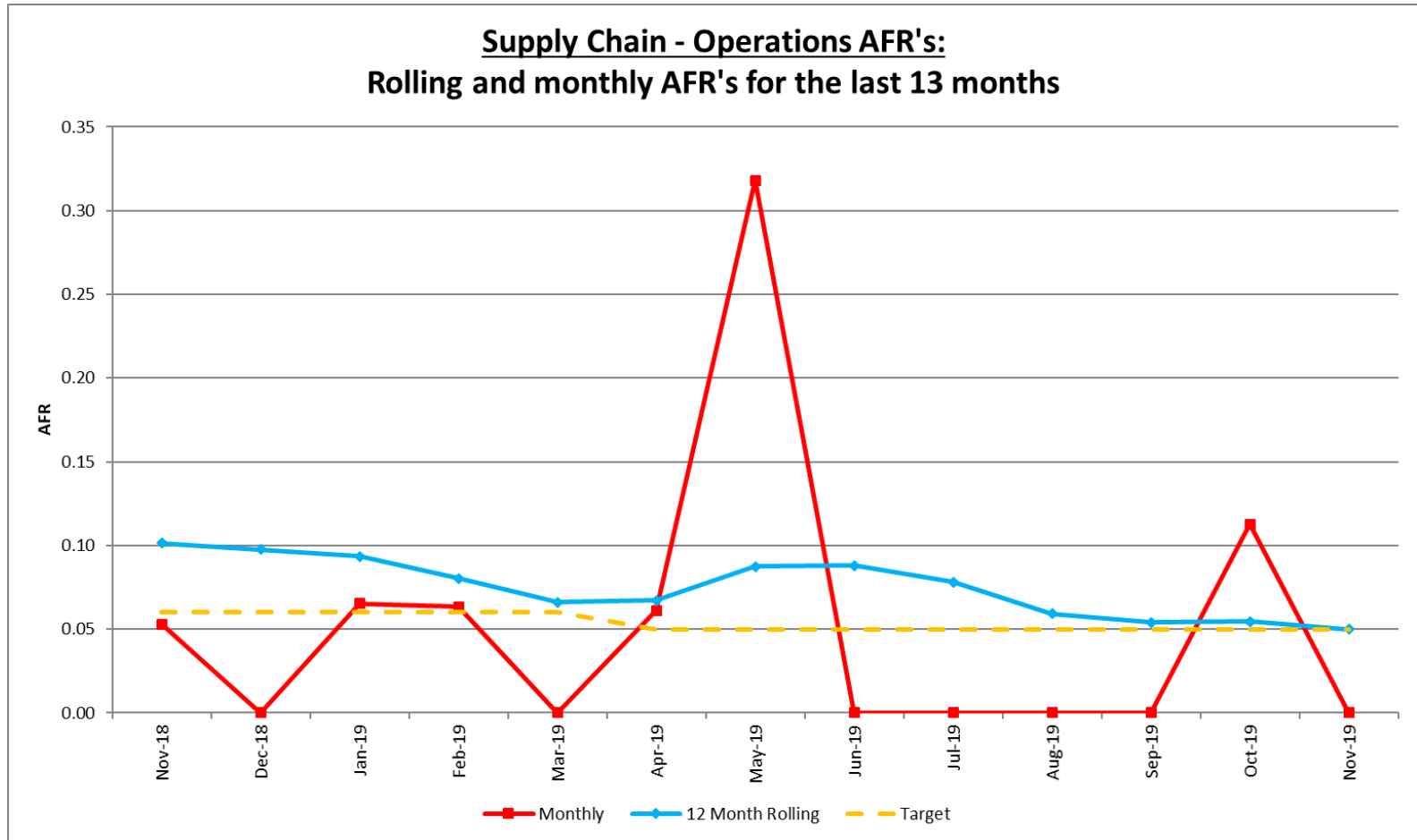
Supply Chain RAG status based on AFR target of 0.05 and aligning to the CPF model:

> 0.12	0.12 ≥ & > 0.05	≤ 0.05
--------	-----------------	--------

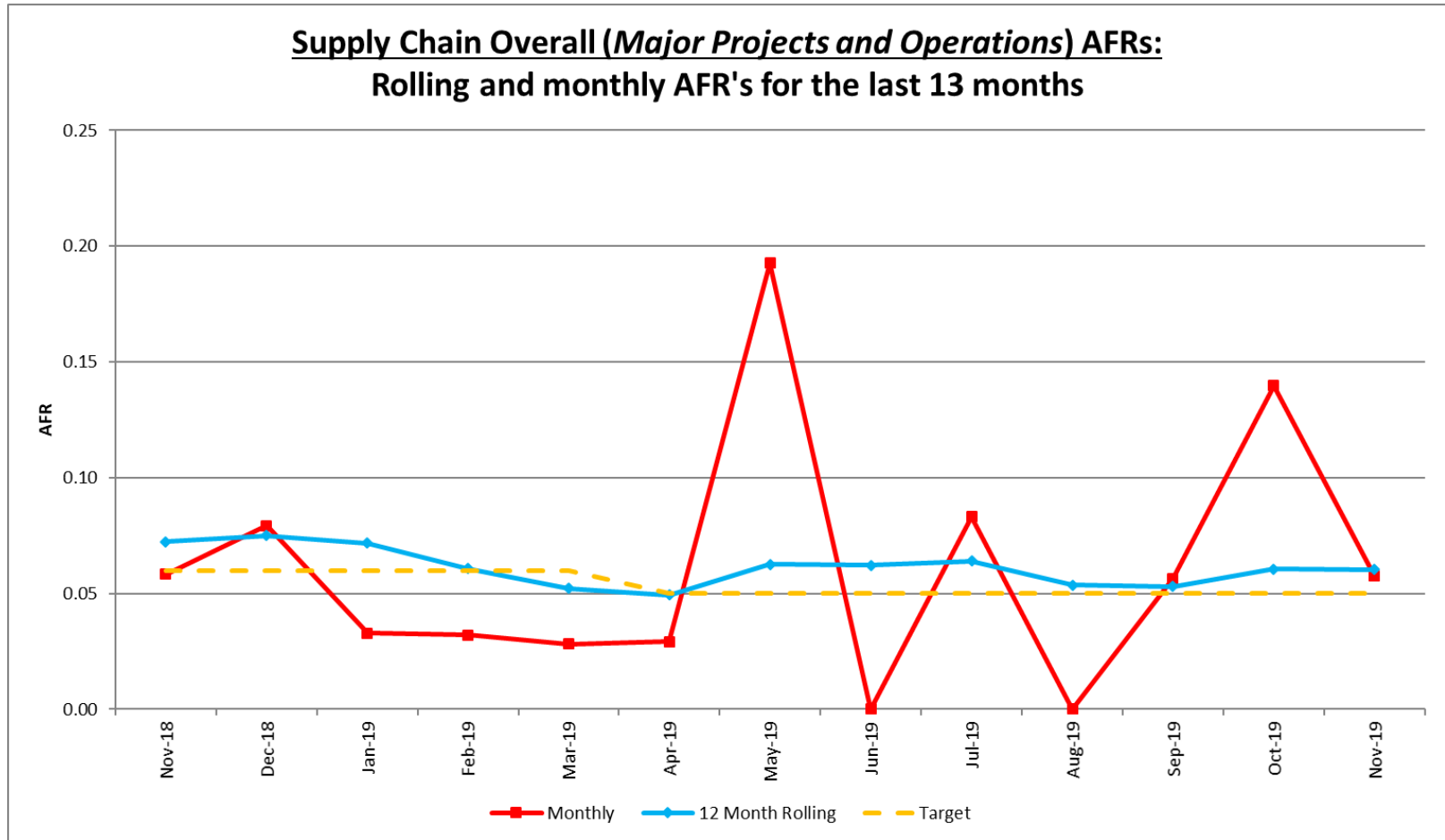
Graph 1 – Rolling AFR for Supply Chain - Major Projects



Graph 2 – Rolling AFR for Supply Chain - Operations



Graph 3 – Rolling AFR for Supply Chain – Major Projects and Operations



Performance by Supplier across the Supply Chain

Supplier	Hours worked	% hours worked	RIDDOR	Type of incidents				November AFR	Group AFR (2018/19 performance)
				Fatality	Specified Injury	> 7 Day	Disease		
Kier Highways	9,593,779	24.15%	7	0	4	3	0	0.07	0.03
Balfour Beatty	3,778,766	9.51%	3	0	2	1	0	0.08	0.07
Aone+	3,676,313	9.25%	0	0	0	0	0	0.00	0.00
Skanska	3,463,297	8.72%	2	0	2	0	0	0.06	0.09
BAM Nuttall Ltd	3,221,871	8.11%	2	0	1	1	0	0.06	0.07
Costain	2,023,870	5.09%	2	0	1	1	0	0.10	0.03
Connect Plus	1,745,245	4.39%	0	0	0	0	0	0.00	0.07
AECOM	1,392,149	3.50%	1	0	0	1	0	0.07	0.02
Amey	1,269,607	3.20%	1	0	0	1	0	0.08	0.09
Telent	646,459	1.63%	0	0	0	0	0	0.00	0.00
Jacobs	536,066	1.35%	0	0	0	0	0	0.00	0.00
Vinci Construction	516,089	1.30%	1	0	1	0	0	0.19	0.07
Ringway Ltd	500,156	1.26%	0	0	0	0	0	0.00	0.11
HW Martin Ltd	491,759	1.24%	1	0	1	0	0	0.20	0.00
Interserve	468,344	1.18%	0	0	0	0	0	0.00	0.07
Galliford Try	457,510	1.15%	1	0	0	1	0	0.22	0.11
Autolink Concessionaires (A19) Ltd	410,918	1.03%	0	0	0	0	0	0.00	0.00
Atkins	369,705	0.93%	0	0	0	0	0	0.00	0.00
Egis	305,568	0.77%	1	0	0	1	0	0.33	0.40
Sisk	262,831	0.66%	1	0	0	1	0	0.38	0.08
Osborne	224,922	0.57%	1	0	0	1	0	0.44	0.17
Forest Support Services	159,436	0.40%	0	0	0	0	0	0.00	0.00
Graham Construction	156,894	0.39%	0	0	0	0	0	0.00	0.05
FMG	60,658	0.15%	0	0	0	0	0	0.00	4.50
Morgan Sindall	22,140	0.06%	0	0	0	0	0	0.00	0.06
Rest of Group (63)	3,969,456	9.99%	0	0	0	0	0	0.00	
Grand Total	39,723,808	100%	24	0	12	12	0	0.06	

Group AFR data relates to 2018/19 performance

Key	> 0.12	0.12 ≥ & > 0.05	≤ 0.05
-----	--------	-----------------	--------

Performance by Supplier across the Supply Chain

Major Projects Contractor Performance

Supplier	Rolling 12 months to November 2019								
	Hours Worked (12 Mths)	Total RIDDORs	Fatality	Specified Injury	>7 day	Disease	Minor Injuries	AFR	Oct. AFR
Kier Highways	3,970,601	3	0	2	1	0	13	0.08	0.08
Skanska	3,463,297	2	0	2	0	0	13	0.06	0.06
Balfour Beatty	3,230,242	2	0	1	1	0	13	0.06	0.06
Costain	2,023,870	2	0	1	1	0	7	0.10	0.05
BAM Nuttall Ltd	1,892,028	1	0	1	0	0	13	0.05	0.00
AECOM	1,358,634	1	0	0	1	0	0	0.07	0.16
Vinci Construction	516,089	1	0	1	0	0	7	0.19	0.19
Jacobs	485,538	0	0	0	0	0	1	0.00	0.00
Galliford Try	453,433	1	0	0	1	0	2	0.22	0.22
Interserve	401,575	0	0	0	0	0	0	0.00	0.00
Atkins	369,705	0	0	0	0	0	3	0.00	0.00
Sisk	262,831	1	0	0	1	0	4	0.38	0.34
WSP	237,973	0	0	0	0	0	1	0.00	0.00
SWECO	216,900	0	0	0	0	0	0	0.00	0.00
Osborne	162,163	0	0	0	0	0	5	0.00	0.00
Mott MacDonald Ltd	133,140	0	0	0	0	0	1	0.00	0.00
Arcadis	89,736	0	0	0	0	0	0	0.00	0.00
Morgan Sindall	22,140	0	0	0	0	0	0	0.00	0.00
Volker Fitzpatrick	21,872	0	0	0	0	0	0	0.00	0.00
Amey	8,148	0	0	0	0	0	0	0.00	0.00
Carnell Support Services Ltd	5,274	0	0	0	0	0	0	0.00	0.00
<i>Pre-construction/PC to be assigned</i>	<i>350,604</i>	<i>0</i>	<i>0</i>	<i>0</i>	<i>0</i>	<i>0</i>	<i>0</i>	<i>0.00</i>	<i>0.00</i>
Grand Total	19,675,793	14	0	8	6	0	83	0.07	0.07

Key > 0.12 0.12 ≥ & > 0.05 ≤ 0.05

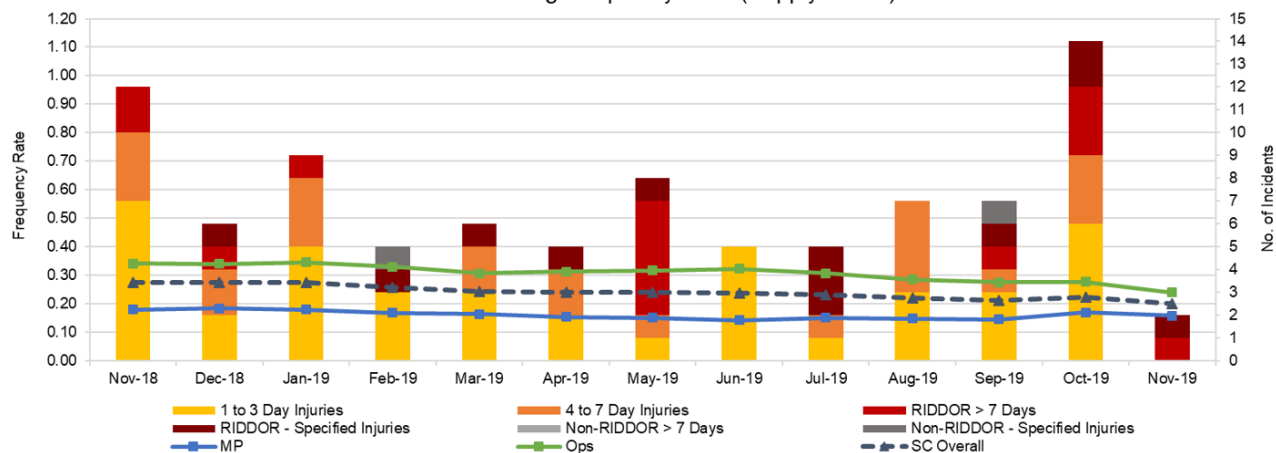
Performance by Supplier across the Supply Chain

Region / Function	Rolling 12 months to November 2019								
	Hours Worked (12 months)	Total RIDDORs	Fatality	Specified Injury	>7 day	Disease	Minor Injuries	AFR	Oct. AFR
East	1,543,572	2	0	0	2	0	16	0.13	0.13
Asset Delivery	83,416	0	0	0	0	0	0	0.00	0.00
Asset Support	708,455	0	0	0	0	0	3	0.00	0.00
CDF	388,332	1	0	0	1	0	3	0.26	0.26
DBFO	340,597	1	0	0	1	0	10	0.29	0.30
RTMC	22,772	0	0	0	0	0	0	0.00	0.00
Midlands	5,660,278	4	0	1	3	0	42	0.07	0.09
Asset Delivery	1,488,208	1	0	0	1	0	12	0.07	0.14
Asset Support	2,471,403	2	0	1	1	0	12	0.08	0.08
DBFO	48,899	0	0	0	0	0	0	0.00	0.00
CDF	1,329,843	1	0	0	1	0	16	0.08	0.07
M6 Toll	288,732	0	0	0	0	0	2	0.00	0.00
RTMC	33,193	0	0	0	0	0	0	0.00	0.00
North East	3,416,036	2	0	2	0	0	6	0.06	0.06
Asset Delivery	708,636	1	0	1	0	0	0	0.14	0.14
Asset Support	2,070,026	0	0	0	0	0	2	0.00	0.00
DBFO	582,652	1	0	1	0	0	4	0.17	0.19
RTMC	54,722	0	0	0	0	0	0	0.00	0.00
North West	1,811,527	1	0	1	0	0	10	0.06	0.06
Asset Delivery	1,565,919	1	0	1	0	0	7	0.06	0.06
Asset Support	196,872	0	0	0	0	0	3	0.00	0.00
RTMC	48,736	0	0	0	0	0	0	0.00	0.00
South East	5,003,592	1	0	0	1	0	37	0.02	0.02
Asset Support	3,208,479	1	0	0	1	0	11	0.03	0.03
DBFO	1,745,245	0	0	0	0	0	24	0.00	0.00
RTMC	49,868	0	0	0	0	0	2	0.00	0.00
South West	1,840,505	0	0	0	0	0	9	0.00	0.00
Asset Delivery	1,681,482	0	0	0	0	0	8	0.00	0.00
DBFO	44,005	0	0	0	0	0	0	0.00	0.00
Improvement Scheme	9,165	0	0	0	0	0	0	0.00	0.00
RTMC	30,525	0	0	0	0	0	0	0.00	0.00
Severn River Group	75,328	0	0	0	0	0	1	0.00	0.00
National	772,505	0	0	0	0	0	5	0.00	0.00
Redflex Speed Cameras	57,718	0	0	0	0	0	0	0.00	0.00
NGVR - Next Generation Vehicle Recovery	60,658	0	0	0	0	0	0	0.00	0.00
National Roads Telecommunication Services	573,819	0	0	0	0	0	4	0.00	0.00
ESCoRT	14,950	0	0	0	0	0	0	0.00	0.00
Efficiency and Noise Insulation Project	35,152	0	0	0	0	0	0	0.00	0.00
Property M.E.S. E	30,208	0	0	0	0	0	1	0.00	0.00
Grand Total	20,048,015	10	0	4	6	0	125	0.05	0.05

Lost Time Incidents recorded by Supplier

Supplier	Hours worked	% hours worked	Total No. of LTIs	Type of incidents						LTI Frequency Rate
				1 to 3 Day Injury	4 to 7 Day Injury	RIDDOR > 7 Day Injury	RIDDOR Specified Injury	Non-RIDDOR Specified Injury	Non-RIDDOR > 7 Day Injury	
Kier Highways	9,593,779	24.15%	23	8	7	3	4	0	1	0.24
BAM Nuttall Ltd	3,221,871	8.11%	8	3	3	1	1	0	0	0.25
Balfour Beatty	3,778,766	9.51%	7	3	1	1	2	0	0	0.19
Skanska	3,463,297	8.72%	6	4	0	0	2	0	0	0.17
Costain	2,023,870	5.09%	6	3	1	1	1	0	0	0.30
Egis	305,568	0.77%	5	4	0	1	0	0	0	1.64
Amey	1,269,607	3.20%	5	3	0	1	0	0	1	0.39
Connect Plus	1,745,245	4.39%	5	1	4	0	0	0	0	0.29
Sisk Lagan JV	262,831	0.66%	3	2	0	1	0	0	0	1.14
Osborne	224,922	0.57%	3	1	1	1	0	0	0	1.33
Galliford Try	457,510	1.15%	1	0	0	1	0	0	0	0.22
HW Martin Ltd	491,759	1.24%	1	0	0	0	1	0	0	0.20
Forkers Ltd	57,478	0.14%	1	1	0	0	0	0	0	1.74
Telent	646,459	1.63%	1	0	1	0	0	0	0	0.15
Aone+	3,676,313	9.25%	1	0	1	0	0	0	0	0.03
Vinci Construction	516,089	1.30%	1	0	0	0	1	0	0	0.19
AECOM	1,392,149	3.50%	1	0	0	1	0	0	0	0.07
Rest of Group	6,596,295	16.61%	1	1	0	0	0	0	0	0.02
SC Total	39,723,808	100.00%	79	34	19	12	12	0	2	0.20

12 Month Rolling Frequency Rate (Supply Chain)



Road User performance - Fatality data

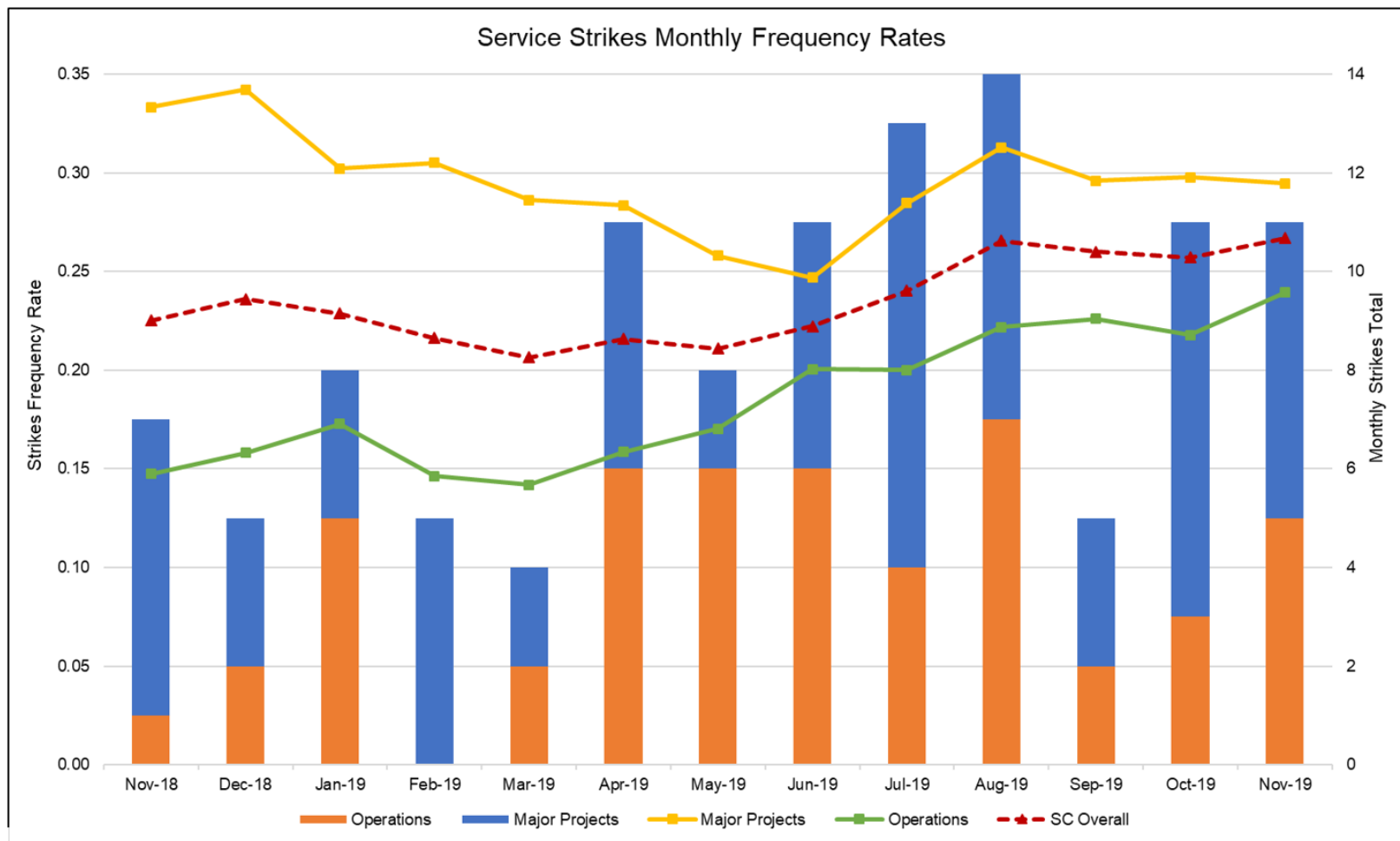
Fatal Summary Data November 2019

Ref	Date of Incident	Location	Incident Vehicles Involved	No. of Fatalities
1	03/11/2019 10:05	M23, Hooley, Surrey	1 HGV, 1 Car	1
2	03/11/2019 16:30	A12, Marks Tey, Essex	1 Motorcycle, 1 Car, 1 Van	1
3	03/11/2019 20:00	A47, Walsoken, Norfolk	2 Cars, 1 HGV	1
4	03/11/2019 20:46	A47, Swaffham, Norfolk	1 Car, 1 Van	1
5	03/11/2019 23:13	M25, Godstone, Surrey	1 Van, 1 HGV	1
6	04/11/2019 01:52	A1, Belford, Northumberland	1 Van, 1 Car	1
7	04/11/2019 05:04	M621, Holbeck, West Yorkshire	1 HGV, 1 Pedestrian	1
8	04/11/2019 07:05	M6, Staffordshire	1 Car, 3 Unknown	1
9	05/11/2019 20:41	M6, Garstang, Lancashire	1 Car	1
10	11/11/2019 06:06	A66, Brough, Cumbria	1 HGV, 1 Car	1
11	11/11/2019 20:14	A34, Winchester, Hampshire	1 HGV, 1 Car	1
12	12/11/2019 06:39	A55, Broughton, Cheshire	2 Cars	1
13	16/11/2019 00:40	A5, Lichfield, Staffordshire	1 HGV, 1 Car	1
14	16/11/2019 05:59	M5, Bridgwater, Somerset	1 HGV, 1 Car	1
15	18/11/2019 19:16	A45, Wellingborough, Northamptonshire	1 Motorcycle	1
16	19/11/2019 04:54	A34, Winchester, Hampshire	1 HGV, 1 Pedestrian	1
17	26/11/2019 11:01	A14, Kelmarsh, Northamptonshire	1 Car	1
18	27/11/2019 01:31	A590, Haverthwaite, Cumbria	1 Car	1
19	29/11/2019 03:23	A34, Islip, Oxfordshire	1 Van, 1 Pedestrian	1
				19

Suspected Suicides Summary Data November 2019

Ref	Date of Incident	Location	Incident Vehicles Involved	No. of Fatalities
20	01/11/2019 18:16	M57, Switch Island, Merseyside	1 Pedestrian	1
21	09/11/2019 17:27	A303, Chicklade, Wiltshire	1 HGV & 1 Car	1
22	19/11/2019 03:40	M4, Langley, Berkshire	1 HGV & 1 Pedestrian	1
23	24/09/2019 20:48	A38, Queensway, Derbyshire	1 Pedestrian	1
24	30/11/2019 23:56	M1, Rugby, Northamptonshire	1 Pedestrian	1
				5

Service Strikes recorded by Supplier



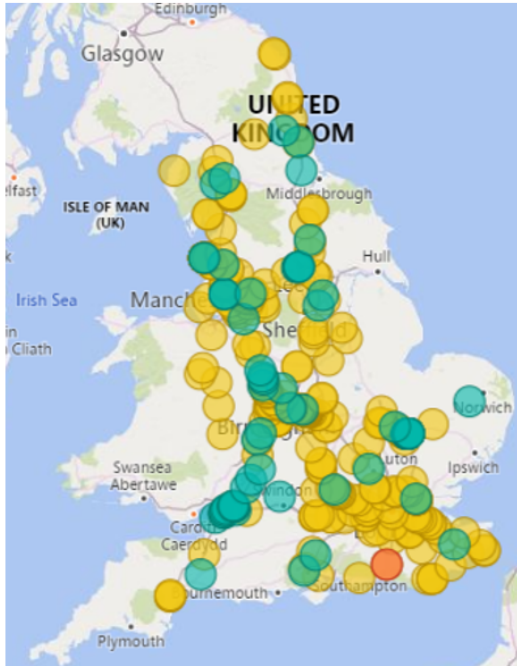
Summary of Significant Supply Chain Incidents reported

There have been 2 RIDDOR accidents in November.

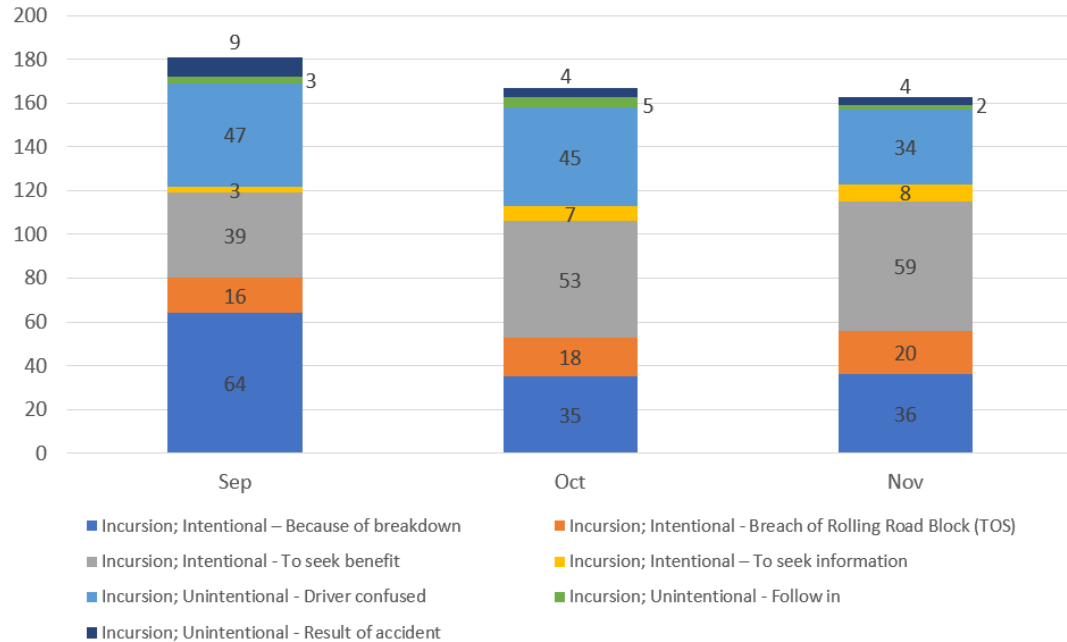
Date of incident	Location	Incident category	Overview of incident
11/11/2019	MP SMP - Costain Galliford Try JV - M1 Jct 13-16	RIDDOR > 7 day injury	Whilst unloading pile cages in the site compound a lorry loader driver working for Van Elle injured their ankle when one of the pile cages began to turn and they needed to push it to get it straight. The pile was at a high level and the driver had not been able to attach a tag line so to reach the pile cage they stood on the Deltabloc temporary barrier. As they stepped down they twisted their ankle and were diagnosed with soft tissue damage following a visit to hospital. Airswweb: 108985
18/11/2019	MP SMP - bmJV - M62 Jct 10-12	RIDDOR Specified injury	A grab driver working for K Rouse Civil Engineers Ltd was exiting their vehicle when they slipped on one of the steps and fell. They put their arm out to stop their fall but on impact with the ground they sustained a broken wrist. Airswweb:109323.

Vehicle incursions into roadworks

Areas of Incursions: September-November 2019



Kind of Incursions: September-November 2019



	Undesired Circumstance (a set of conditions or circumstances that have the potential to cause injury or ill health)
	Near Miss (an event not causing harm, but has the potential to cause injury or ill health)
	Personal Injury

Details of the Personal Injury Incursions:

Department	Site/Project	Event Type	Kind of Event	Date	Describe the facts of what happened
Operations	Area 4 – A23	Non-RIDDOR – Specified Injury	Incursion; Intentional - To seek benefit	11/10/19	A cyclist entered a lane closure and upon exiting they struck a road cone causing them to fall and sustain an injury. (Airsweb:106647)

Impact Protection Vehicle (IPV) Strikes

There have been 2 IPV strike incidents reported in November.

Department	Site/Project	Date	Describe the facts of what happened
TO/RCC	RCC - East (South Mimms)	14/11/2019 01:37	M1 Northbound MP89/3A J14/15. In the scheme works, IPV's were doing a lane 1 and 2 closure for recovery of a HGV involved in an RTC, an unknown vehicle then took off the offside wing mirror of the IPV in lane 2. (Airsweb: 109045)
Major Projects	MP-0147 - M1 J13-16	13/11/2019 01:15:00	Recovery IPV was deployed in a staggered formation in lane 2 at an RTC. A UK licenced HGV travelling along lane 3 (third party) clipped the off-side wing mirror of the IPV with its near side wing mirror. Third party vehicle failed to stop so no details were taken. There were no injuries. (Airsweb: 109641)

Site Inspections undertaken in November 2019

This month there have been **31** inspections undertaken across Highways England, a summary of the findings is below.

	Number of inspections	No. observations	No. observations	No. observations	No. observations
		Status (Red)	Status (Amber)	Status (Green)	Blue Star
Major Projects	14	12	33	136	-
Operations	17	1	21	470	-
Totals	31	13	54	606	0

Key to non-conformance RAG status:

Red	Non-conformance with legislation or Raising the Bar (RtB) requirements
Amber	RtB requirements not adopted everywhere on site or in full, and negative observation
Green	Positive observation relating to management of top risks
★	Exceptional performance or new initiative not widely used on another site

Site Inspections undertaken in November 2019

Red and Amber findings across Major Projects:

Division	Section	Question	Red		Amber	
			Identified	Actions Raised	Identified	Actions Raised
Major Projects	Documentation	RAMS	1	1		
	Electrical Safety	Cables and Transformers			1	1
		Fixed Installations / Appliances			1	1
		Hand Tools			1	1
					4	4
	Housekeeping	Site Tidiness	1	1	2	2
		Slip, Trips, Falls			1	1
		Storage of Materials			2	2
		Task Lighting			1	1
					1	1
	Management Arrangements	Leadership			1	1
		PPE			1	1
		Site Rules			1	1
		Supervision	1	1	2	1
	Management of Traffic, Mobile Plant and Vehicles	Mobile Plant	3	3		
		O/H Services / Structures			1	
		Segregation	2	2	1	
		Traffic Management	1	1	1	1
		Vehicles			1	1
	Occupational Health	HAVS			1	1
		Noise			1	
	Office / Welfare Facilities	Canteen / Rest Area			2	2
		Toilets	1	1	1	1
	Work at Height and Associated Activities	Excavations	1	1	2	1
		Scaffolding			1	
	Workforce Communication	Behavioral Based Safety	1	1	1	1
Inductions				1	1	
Grand Total			12	12	33	27

Site Inspections undertaken in November 2019

Red and Amber findings across Operations:


Red and Amber findings across Operations.						
Division	Section	Question	Red		Amber	
			Identified	Actions Raised	Identified	Actions Raised
Operations	Documentation	RAMS			1	
	Housekeeping	Site Tidiness			1	
		Slip, Trips, Falls			5	
		Task Lighting			1	
		Emergency Procedures			1	1
	Management Arrangements	Near Miss / Don't Walk By			2	2
		Supervision			1	1
		O/H Services / Structures			1	
	Management of Traffic, Mobile Plant and Vehicles	Temporary Barriers	1			
		Traffic Management			1	
		Traffic Routes			1	
		Occupational Health	COSHH			1
	Office / Welfare Facilities	Drying Room			1	
		Fire Extinguishers			1	
		First Aid			2	
		Toilets			1	
Grand Total:			1		21	5

Road User Performance and Road User Safety

- We continue to work with Police Forces in the North West to develop the **North West Commercial Vehicle Unit (NW CVU)**. The CVU has proved very successful and has support from DVSA examiners, the Port of Liverpool Police and other parties including Health & Safety Executive and Her Majesty Revenue & Customs. Over the last six months the NW CVU has focussed more on light commercial vehicles (vans) as well as targeting non-compliant HGVs. Building on this initiative we launched **Operation Pennine**, a multi-agency initiative to target non-compliant commercial vehicles on the M62 between the Port of Liverpool and Immingham. The project highlighted the high level of non-compliance on the M62 with a total of 615 vehicles stopped and almost 437 non-compliant over the course of one month with offences ranging from overloading, mechanical defects and exceeding driver hours. Given to ongoing success of the programme the NW CVU is now fully operational and future M62 operations are being programmed, this work is also informing the ongoing Roads Policing Review being undertaken by the Department of Transport and Home Office.



- As part of **Driving for Better Business** we have undertaken a range of activities to promote the programme, including: we presented at the Chartered Institute Logistics & Transport CILT Transport and Logistics Safety Forum Conference – ‘Road Risk: Good Management or Good Luck’ providing an overview of employers’ responsibilities for driving for work and how DfBB can support; we presented at a Cross-Government Health & Safety Conference with around 75 Government Departments represented, as a result the Department for Work Pension and Home Office are leading the way with further engagement and activities planned in the new year; and we launched a National Work-Related Road Risk Development Group which brings together partners and stakeholders to provide a collaborative approach to addressing work-related road risk issues and to further inform our approach to DfBB.



Road User Performance and Road User Safety – continued.

- We have been identified as an example of good practice in **RAC Foundations Report on the Effectiveness of UK Road Safety Behaviour Change Interventions** which was published in November 2019 and presented at Road Safety Great Britain Annual Conference in Telford. The report highlights the leadership role Highways England plays in road safety and behaviour change - specifically outlining initiatives underway and the role of the social research and behaviour change team to support its activities. It goes on to note that 'whilst it is early days for Highways England, this looks like being an approach that could be emulated more widely across the sector, through a central organisation performing a role similar to that of the Social Research and Behaviour Team'.
- In support of **Brake's Road Safety Week** which took place between 18-24 November, we have delivered a number of internal and external events to engage with our staff, supply chain and customers. We held pop up events at Motorway Service Areas throughout the week as well as undertaking vehicle checks at our offices and outstations. We have also supported a number of stakeholder events, including the Associated British Ports (ABP) with vehicle check and engagement days at Hull and Immingham Ports. Over these two days 210 vehicles were checked and drivers were given advice on checks, and tyres with Fresnel Lenses also being given to left hand drive vehicles to reduce side swipe collision with foreign registered vehicles.



National Health & Safety Team Update

a) Corporate Assurance Team;

- The audit team has completed a health check of the rewrite of the organisational health and safety management system (HSMS-2).
- The audit team will be starting two audits this month namely, an audit of our approach to occupational health management (Health Check on current progress) and an audit of observation processes (Operational Capability and Development Process) for on-road traffic officers and control room operators.
- All members of the audit team are now certified ISO 45001 lead auditors.

b) Safety Alerts: To date, there have been 6 Safety Alerts issued in the month of November:

- HEi123 – Highways England For Information Safety Alert - [Battery Explosion](#)
- HEi124 – Highways England For Information Safety Alert - [Reversing Incident](#)
- HEi125 – Highways England For Information Safety Alert - [Overturned Crawler Crane](#)
- HEi126 – Highways England For Information Safety Alert - [Fractured Skull](#)
- HEi127 – Highways England For Information Safety Alert - [Spray Can Explosion](#)
- HEi128 – Highways England For Information Safety Alert - [Slips Trips and Falls](#)