

# January 2020 Summary Health & Safety Performance Report

Board Sponsor: Alan Cumming  
Executive Sponsor: Mike Wilson  
Author: Mark Byard

5 February 2020

home  
**safe**  
and **well**

# Executive Summary

## AFR:

- The **Major Projects 12 month rolling AFR** to January 2020 **remained** at **0.06**.
- There was **1 RIDDOR** accident reported in January 2020.
- **0 RIDDORs** fell out of the scope of the rolling AFR calculation.
- The in-month AFR was **0.07** and the net 12 month recorded hours increased by 0.32% (20.03 to 20.09m).
  
- The **Operations 12 month rolling AFR** to January 2020 **increased** from **0.07** to **0.08**.
- There were **3 RIDDOR** accidents reported in January 2020.
- **1 RIDDOR** fell out of the scope of the rolling AFR calculation.
- The in-month AFR was **0.20** and the net 12 month recorded hours increased by 0.30% (20.05 to 20.11m).
  
- The overall **Supply Chain 12 month rolling AFR** to January 2020 **increased** from **0.06** to **0.07**.
- There have been **29 RIDDORs** in the rolling 12-month period.
- **1 RIDDOR** fell out of the scope of the rolling AFR calculation.
- The in-month AFR was **0.13** and the net 12 month recorded hours increased by 0.31% (40.08 to 40.20m).

## Lost time Incidents:

- There have been **9** Lost Time Incidents reported this month – **2** Major Projects, **5** Operations and **2** Highways England.

## Fatality Data:

- The National Incident Liaison Officer (NILO), media and police reports provide information on the number of fatalities on the strategic road network. These data sources indicated that there had been **15 fatal incidents** and **3 suicides** on the Strategic Road Network.

## Incidents Reported:

- There have been **4 RIDDOR** reportable events in January.

## Service Strikes:

- There have been **5** service strikes reported this month

## Vehicle Incursions:

- There have been **166** Vehicle Incursions reported this month

## IPV Strikes

- There has been **1** IPV Strike reported this month

## Bridge Strikes:

- There have been **0** Bridge Strike reported this month

## Site Inspections:

- To date there have been **38** inspections carried out for January 2020 by the H&S Division, **25** in Major Projects and **13** in Operations

# Accident Frequency Rate Overview

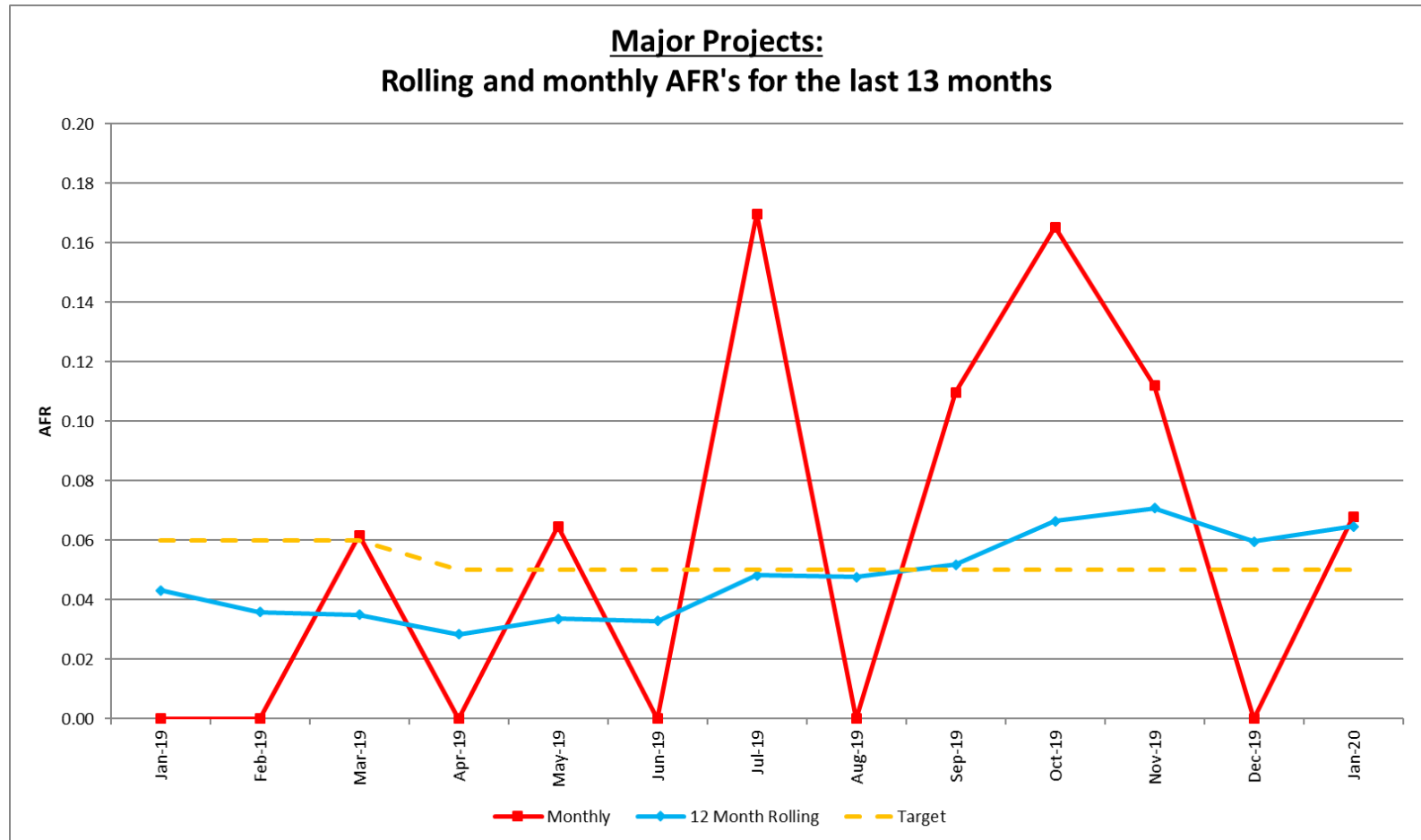
Area	AFR Target	AFR Actuals (rolling 12 months)	AFR for month	Fatality	RIDDOR Specified Injury	RIDDOR > 7-day injury	RIDDOR Disease	Total RIDDOR Reportable	RIDDOR Dangerous Occurrences <sup>[1]</sup>
Major Projects	0.05	0.06	0.07	0	0	1	0	1	0
				(0)	(7)	(6)	(0)	(13)	(1)
Operations	0.05	0.08	0.20	0	2	1	0	3	0
				(0)	(8)	(7)	(1)	(16)	(0)
Supply Chain Total	0.05	0.07	0.13	0	2	2	0	4	0
				(0)	(15)	(13)	(1)	(29)	(1)

NB: The data recorded in **(brackets)** is the 12 month rolling data. The content of this report is informed by the IoD/HSE "Leading Health and Safety at Work" guidance.

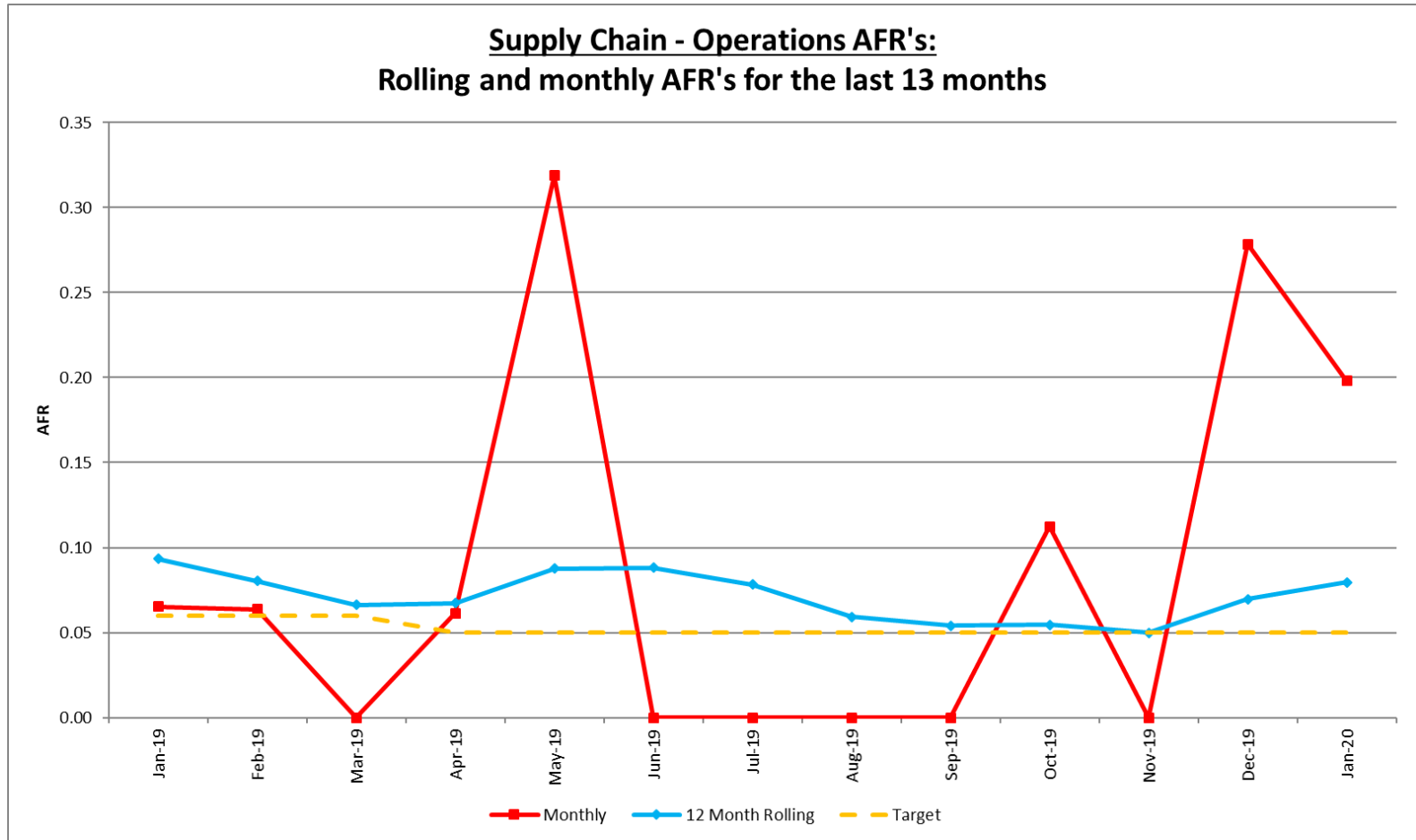
Supply Chain RAG status based on AFR target of 0.05 and aligning to the CPF model:

> 0.12	0.12 ≥ & > 0.05	≤ 0.05
--------	-----------------	--------

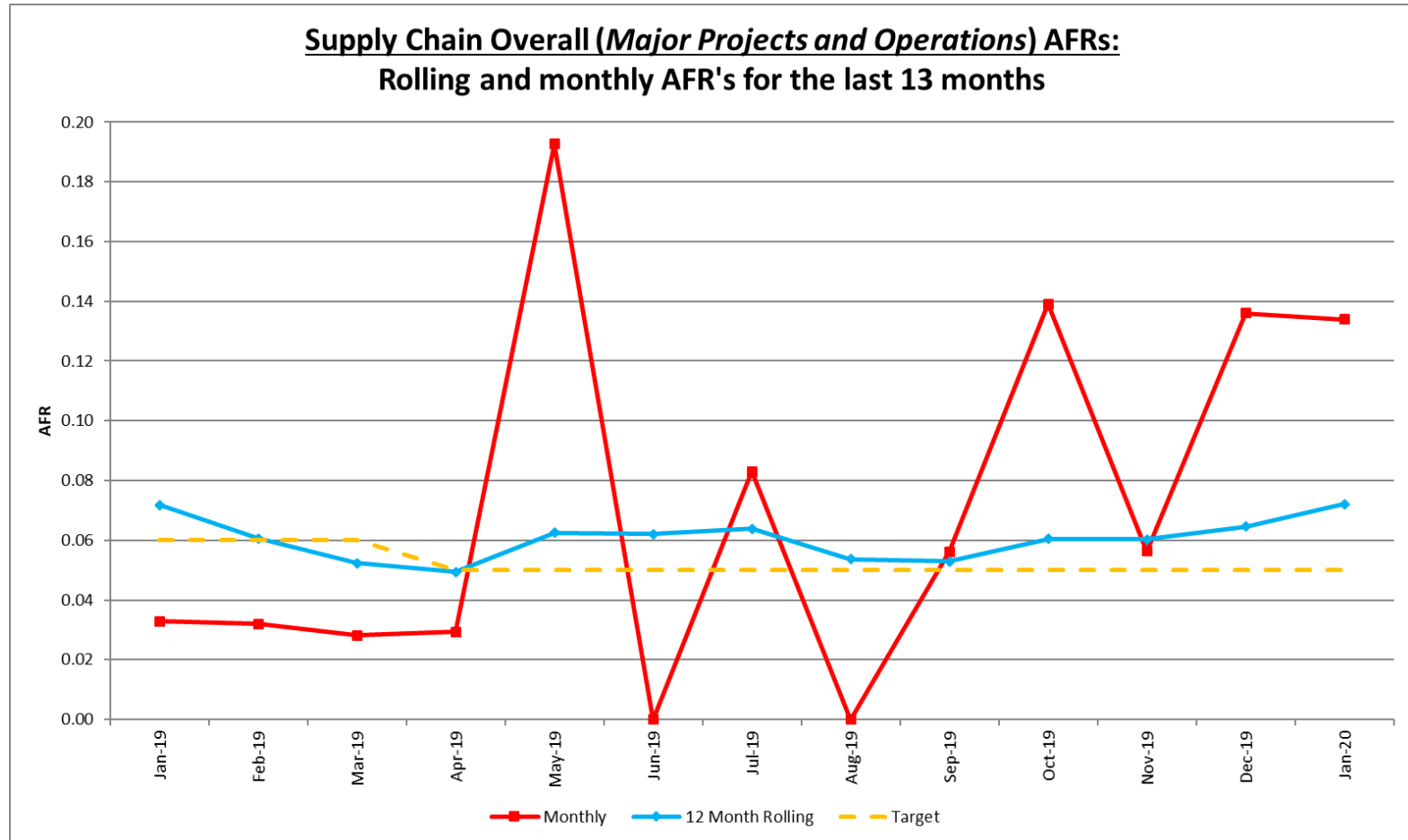
# Graph 1 – Rolling AFR for Supply Chain - Major Projects



## Graph 2 – Rolling AFR for Supply Chain - Operations



## Graph 3 – Rolling AFR for Supply Chain – Major Projects and Operations



# Performance by Supplier across the Supply Chain

Supplier	Hours worked	% hours worked	RIDDOR	Type of incidents				January AFR	Group AFR (2018/19 performance)
				Fatality	Specified Injury	> 7 Day	Disease		
Kier Highways	9,470,010	23.55%	6	0	3	3	0	0.06	0.03
Balfour Beatty	3,783,396	9.41%	4	0	2	1	1	0.11	0.07
Aone+	3,772,131	9.38%	0	0	0	0	0	0.00	0
BAM Nuttall Ltd	3,245,814	8.07%	2	0	2	0	0	0.06	0.07
Skanska	3,227,289	8.03%	2	0	2	0	0	0.06	0.09
Costain	2,080,859	5.18%	2	0	1	1	0	0.10	0.03
Connect Plus	1,765,469	4.39%	0	0	0	0	0	0.00	0.07
AECOM	1,540,627	3.83%	2	0	0	2	0	0.13	0.02
Amey	1,384,818	3.44%	1	0	0	1	0	0.07	0.09
Telent	674,943	1.68%	0	0	0	0	0	0.00	0
Ringway Ltd	553,650	1.38%	0	0	0	0	0	0.00	0.11
Vinci Construction	489,716	1.22%	1	0	1	0	0	0.20	0.07
Interserve	481,196	1.20%	0	0	0	0	0	0.00	0.07
HW Martin Ltd	475,412	1.18%	1	0	1	0	0	0.21	0
Jacobs	464,409	1.16%	0	0	0	0	0	0.00	0
Galliford Try	451,454	1.12%	0	0	0	0	0	0.00	0.11
Autolink Concessionaires (A19) Ltd	408,689	1.02%	0	0	0	0	0	0.00	0
Egis	332,682	0.83%	2	0	1	1	0	0.60	0.4
Atkins	324,035	0.81%	0	0	0	0	0	0.00	0
Tarmac	313,185	0.78%	0	0	0	0	0	0.00	0.88
Midland Express Way	295,397	0.73%	0	0	0	0	0	0.00	-
CHC Highways	268,724	0.67%	1	0	1	0	0	0.37	0.28
Osborne	262,209	0.65%	1	0	0	1	0	0.38	0.17
Sisk	213,079	0.53%	1	0	0	1	0	0.47	0.08
Huyton Asphalt	10,077	0.03%	2	0	1	1	0	19.85	-
DDC Engineering Solutions	*Zero hours submitted		1	0	0	1	0	*	-
Rest of Group (70)	3,915,433	9.74%	0	0	0	0	0	0.00	-
<b>Grand Total</b>	<b>40,204,703</b>	<b>100%</b>	<b>29</b>	<b>0</b>	<b>15</b>	<b>13</b>	<b>1</b>	<b>0.07</b>	<b>-</b>

Group AFR data relates to 2018/19 performance

Key	> 0.12	0.11 - 0.06	≤ 0.05
-----	--------	-------------	--------

# Performance by Supplier across the Supply Chain

## Major Projects Contractor Performance

Supplier	Rolling 12 months to January 2020								
	Hours Worked (12 Mths)	Total RIDDORs	Fatality	Specified Injury	>7 day	Disease	Minor Injuries	AFR	Dec. AFR
Kier Highways	3,993,790	2	0	1	1	0	12	0.05	0.05
Balfour Beatty	3,367,547	2	0	1	1	0	11	0.06	0.06
Skanska	3,227,289	2	0	2	0	0	16	0.06	0.06
Costain	2,080,859	2	0	1	1	0	8	0.10	0.10
BAM Nuttall Ltd	2,070,100	1	0	1	0	0	17	0.05	0.05
AECOM	1,495,116	2	0	0	2	0	1	0.13	0.07
Vinci Construction	489,716	1	0	1	0	0	10	0.20	0.19
Galliford Try	446,254	0	0	0	0	0	1	0.00	0.00
Jacobs	423,687	0	0	0	0	0	1	0.00	0.00
Interserve	421,553	0	0	0	0	0	0	0.00	0.00
Atkins	324,035	0	0	0	0	0	3	0.00	0.00
SWECO	215,560	0	0	0	0	0	0	0.00	0.00
WSP	215,297	0	0	0	0	0	1	0.00	0.00
Sisk	213,079	1	0	0	1	0	5	0.47	0.41
Osborne	200,012	0	0	0	0	0	5	0.00	0.00
Mott MacDonald Ltd	116,586	0	0	0	0	0	1	0.00	0.00
Arcadis	87,084	0	0	0	0	0	0	0.00	0.00
Amey	31,420	0	0	0	0	0	0	0.00	0.00
Volker Fitzpatrick	30,772	0	0	0	0	0	0	0.00	0.00
Morgan Sindall	11,600	0	0	0	0	0	0	0.00	0.00
Carnell Support Services Ltd	2,157	0	0	0	0	0	0	0.00	0.00
Pre-construction/PC to be assigned	631,070	0	0	0	0	0	0	0.00	0.00
<b>Grand Total</b>	<b>20,094,583</b>	<b>13</b>	<b>0</b>	<b>7</b>	<b>6</b>	<b>0</b>	<b>92</b>	<b>0.06</b>	<b>0.06</b>

Key > 0.12 0.11 - 0.06 ≤ 0.05



# Performance by Supplier across the Supply Chain

## Supply Chain Operations (Regional and Programme Performance)

Region / Function	Rolling 12 months to January 2020							
	Hours Worked (12 months)	Total RIDDORs	Fatality	Specified Injury	>7 day	Disease	Minor Injuries	AFR
<b>East</b>	<b>1,506,842</b>	<b>2</b>	<b>0</b>	<b>0</b>	<b>2</b>	<b>0</b>	<b>5</b>	<b>0.13</b>
Area 6 & 8	727,974	1	0	0	1	0	2	0.14
DBFO - A1(M) Alconbury to Peterborough	33,668	0	0	0	0	0	0	0.00
DBFO - M40 J1-15 Denham to Warwick (area 30)	332,682	2	0	1	1	0	10	0.60
East CDF (All Packages)	389,589	1	0	0	1	0	3	0.26
RTMC: East Regional Technology Contract	22,929	0	0	0	0	0	0	0.00
<b>Midlands</b>	<b>5,498,364</b>	<b>6</b>	<b>0</b>	<b>3</b>	<b>3</b>	<b>0</b>	<b>52</b>	<b>0.11</b>
Area 7	1,469,800	1	0	0	1	0	15	0.07
Area 9	2,482,984	2	0	1	1	0	10	0.08
DBFO - A50 / A564 Stoke to Derby	50,926	0	0	0	0	0	0	0.00
M5 Oldbury Project	1,175,714	1	0	1	0	0	15	0.09
M6 Toll	295,397	0	0	0	0	0	2	0.00
*RTMC: Midlands Regional Technology Contract	23,543	0	0	0	0	0	0	0.00
<b>North West</b>	<b>1,998,666</b>	<b>3</b>	<b>0</b>	<b>2</b>	<b>1</b>	<b>0</b>	<b>9</b>	<b>0.15</b>
Area 10	1,068,479	2	0	1	1	0	8	0.19
Area 13	878,645	1	0	1	0	0	1	0.11
RTMC: North West Regional Technology Contract	51,542	0	0	0	0	0	0	0.00

\*The work activity for Midlands RTMC ceased in June 2019. Since this date, the data relating to this activity is now captured within submissions for Area 7 & Area 9.

Key	> 0.12	0.11 - 0.06	≤ 0.05
-----	--------	-------------	--------

(Table 9 continues on the next page)

# Performance by Supplier across the Supply Chain

## Supply Chain Operations (Regional and Programme Performance)

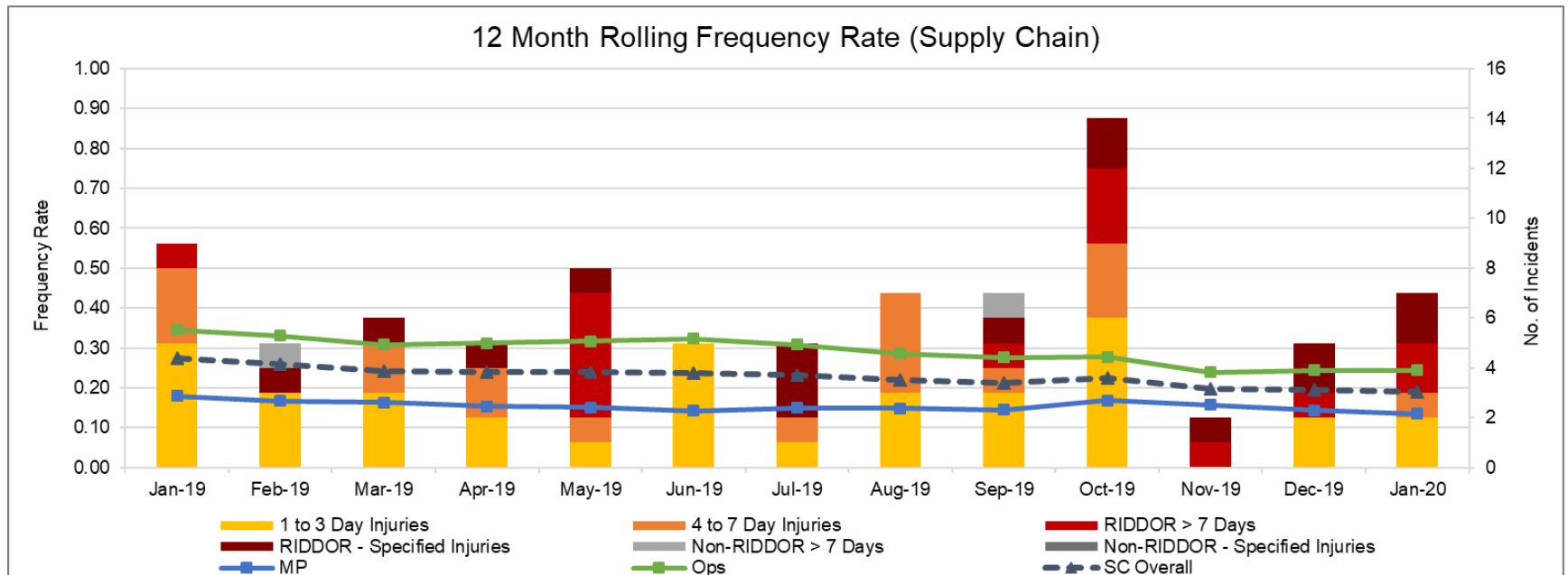
Region / Function	Rolling 12 months to Jan 2020							
	Hours Worked	Total RIDDORs	Fatality	Specified Injury	>7 day	Disease	Minor Injuries	AFR
<b>South East</b>	<b>4,973,898</b>	<b>1</b>	<b>0</b>	<b>0</b>	<b>1</b>	<b>0</b>	<b>37</b>	<b>0.02</b>
Area 3	1,556,832	1	0	0	1	0	4	0.06
Area 4	1,601,939	0	0	0	0	0	7	0.00
DBFO - M25 (Area 5)	1,765,469	0	0	0	0	0	24	0.00
RTMC: M25 Regional Technology Contract	26,085	0	0	0	0	0	1	0.00
RTMC: South East Regional Technology	23,573	0	0	0	0	0	1	0.00
<b>South West</b>	<b>1,862,754</b>	<b>0</b>	<b>0</b>	<b>0</b>	<b>0</b>	<b>0</b>	<b>10</b>	<b>0.00</b>
Area 1 & 2	1,693,299	0	0	0	0	0	7	0.00
DBFO - A30 / A35 Exeter to Bere Regis	42,918	0	0	0	0	0	0	0.00
M5 J24-J25 Driver Information and Queue Protection	3,665	0	0	0	0	0	0	0.00
RTMC: South West Regional Technology Contract	29,426	0	0	0	0	0	0	0.00
Severn Bridge	15,845	0	0	0	0	0	3	0.00
Severn Bridge Maintenance Unit	77,601	0	0	0	0	0	0	0.00
<b>Yorkshire and North East</b>	<b>3,525,003</b>	<b>4</b>	<b>0</b>	<b>3</b>	<b>0</b>	<b>1</b>	<b>6</b>	<b>0.11</b>
Area 12	2,170,192	0	0	0	0	0	1	0.00
Area 14	712,646	2	0	2	0	0	1	0.28
DBFO - A1 Darrington to Dishforth	77,890	0	0	0	0	0	0	0.00
DBFO - A168 / A19 Dishforth to Tyne Tunnel	408,689	0	0	0	0	0	4	0.00
DBFO - A69 Carlisle to Newcastle	49,099	0	0	0	0	0	0	0.00
DBFO - M1 - A1 Link Road	50,787	2	0	1	0	1	0	3.94
North East Tech Mac Contract	55,700	0	0	0	0	0	0	0.00
<b>National</b>	<b>744,593</b>	<b>0</b>	<b>0</b>	<b>0</b>	<b>0</b>	<b>0</b>	<b>3</b>	<b>0.00</b>
Expert Support for Control Room Technology(ESCoRT)	15,066	0	0	0	0	0	0	0.00
HE Efficiency and Noise Insulation Project	31,030	0	0	0	0	0	0	0.00
NGVR National - Next Generation Vehicle Recovery	66,732	0	0	0	0	0	0	0.00
NRTS - National Roads Telecommunications Services	602,356	0	0	0	0	0	3	0.00
Property Management, Enquiries, Sales & Estates	29,409	0	0	0	0	0	0	0.00
<b>Grand Total</b>	<b>20,110,120</b>	<b>16</b>	<b>0</b>	<b>8</b>	<b>7</b>	<b>1</b>	<b>122</b>	<b>0.08</b>

# Lost Time Incidents recorded by Supplier

## + Supply Chain Lost Time Incidents

Supplier	Hours worked	% hours worked	Total No. of LTIs	Type of incidents						LTI Frequency Rate
				1 to 3 Day Injury	4 to 7 Day Injury	RIDDOR > 7 Day Injury	RIDDOR Specified Injury	Non-RIDDOR > 7 Day Injury	Non-RIDDOR Specified Injury	
Kier Highways	9,470,010	23.55%	18	5	6	3	3	1	0	0.19
Balfour Beatty	3,783,396	9.41%	4	1	0	1	2	0	0	0.11
A-one+	3,772,131	9.38%	1	0	1	0	0	0	0	0.03
BAM Nuttall Ltd	3,245,814	8.07%	7	3	2	0	2	0	0	0.22
Skanska	3,227,289	8.03%	7	5	0	0	2	0	0	0.22
Costain	2,080,859	5.18%	5	3	0	1	1	0	0	0.24
Connect Plus	1,765,469	4.39%	4	1	3	0	0	0	0	0.23
AECOM	1,540,627	3.83%	2	0	0	2	0	0	0	0.13
Amey	1,384,818	3.44%	6	3	1	1	0	1	0	0.43
Telent	674,943	1.68%	1	0	1	0	0	0	0	0.15
Vinci Construction	489,716	1.22%	1	0	0	0	1	0	0	0.20
HW Martin Ltd	475,412	1.18%	1	0	0	0	1	0	0	0.21
Egis	332,682	0.83%	6	4	0	1	1	0	0	1.80
CHC Highways	268,724	0.67%	1	0	0	0	1	0	0	0.37
Osborne	262,209	0.65%	3	1	1	1	0	0	0	1.14
Carnell Support Services Ltd	229,566	0.57%	1	1	0	0	0	0	0	0.44
Sisk Lagan JV	213,079	0.53%	3	2	0	1	0	0	0	1.41
Laing O'Rourke	93,446	0.23%	1	1	0	0	0	0	0	1.07
Forkers Ltd	68,695	0.17%	1	1	0	0	0	0	0	1.46
Huyton Asphalt	10,077	0.03%	2	0	0	1	1	0	0	19.85
DDC Engineering Solutions	*Zero hours submitted		1	0	0	1	0	0	0	*
Rest of Group	6,815,741	16.95%	1	0	0	1	0	0	0	0.01
<b>SC Total</b>	<b>40,204,703</b>	<b>100.00%</b>	<b>76</b>	<b>31</b>	<b>15</b>	<b>13</b>	<b>15</b>	<b>2</b>	<b>0</b>	<b>0.19</b>

# Lost Time Incidents recorded by Supplier



# Road User performance - Fatality data

The National Incident Liaison Officer (NILO), Media and Police Reports provide some understanding on the number of fatalities on the strategic road network. Based on our current understanding there are **15 fatalities** due to road traffic collisions and we estimate **3 suicides** in January 2020.

**Table 5 – Fatal Summary Data January 2020**

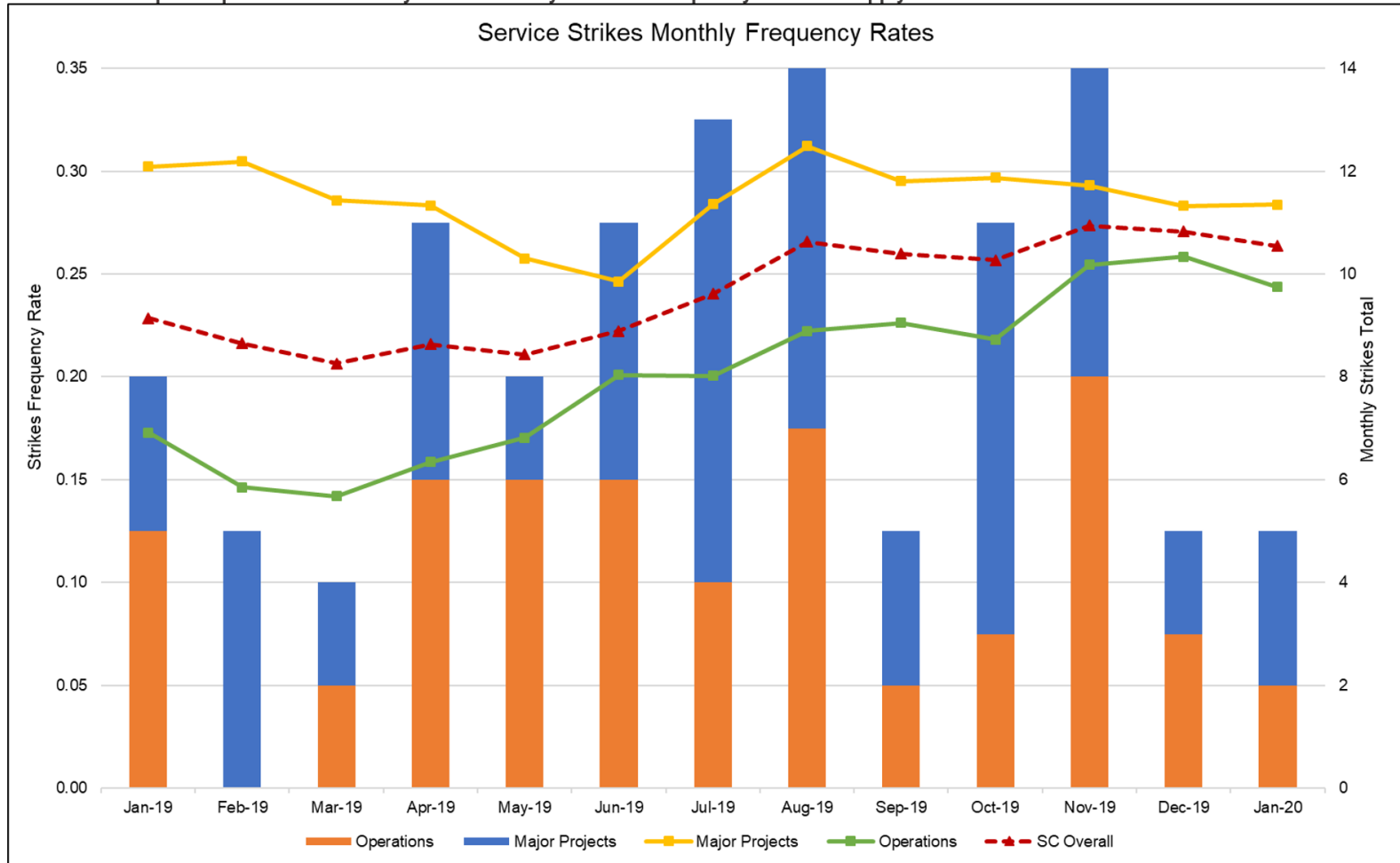
Ref	Date of Incident	Location	Incident Vehicles Involved	No. of Fatalities
1	01/01/2020 18:15	A30, Lanivet, Cornwall	1 LGV & 4 Cars	1
2	02/01/2020 08:26	M5, Quedgeley, Gloucestershire	2 Cars	1
3	04/01/2020 02:41	A5, Lichfield, Staffordshire	1 HGV & 1 Car	1
4	04/01/2020 06:45	M1, Flitwick, Bedfordshire	2 HGVs	2
5	04/01/2020 22:12	M32, Bristol, Somerset	3 Cars, 1 Van & 1 Motorcycle	1
6	04/01/2020 23:36	A14, Sproughton, Suffolk	1 Car	1
7	07/01/2020 22:58	A69, Hayton, Cumbria	1 Car & 1 Pedestrian	1
8	11/01/2020 11:30	A1M, Welwyn, Hertfordshire	1 Car & 1 Motorcycle	1
9	12/01/2020 09:58	M275 Link to M27, Portsmouth, Hampshire	1 Car	1
10	17/01/2020 08:55	A47, Bawburgh, Norfolk.	1 Car	1
11	17/01/2020 11:46	M602, Eccles, Greater Manchester	1 HGV & 1 Car	1
12	24/01/2020 06:29	A47, Kings Lynn, Norfolk	1 HGV & 1 Bicycle	1
13	26/01/2020 14:10	M6, Houghton, Cumbria	1 Car	1
14	27/01/2020 19:36	A5, Towcester, Northamptonshire	1 Car & 1 Pedestrian	1
				<b>15</b>

**Table 6 – Suspected Suicides Summary Data January 2020**

Ref	Date of Incident	Location	Incident Vehicles Involved	No. of Fatalities
15	15/01/2020 20:28	A14, Bury St Edmunds, Suffolk	1 HGV & 1 Pedestrian	1
16	20/01/2020 05:31	M1, Tankersley, South Yorkshire	1 HGV & 1 Pedestrian	1
17	21/01/2020 07:00	A38, Burton Upon Trent, Staffordshire	1 Pedestrian	1
				<b>3</b>

# Service Strikes recorded by Supplier

Cable Strikes reported per month – January 2019 – January 2020 and Frequency rates for Supply Chain.



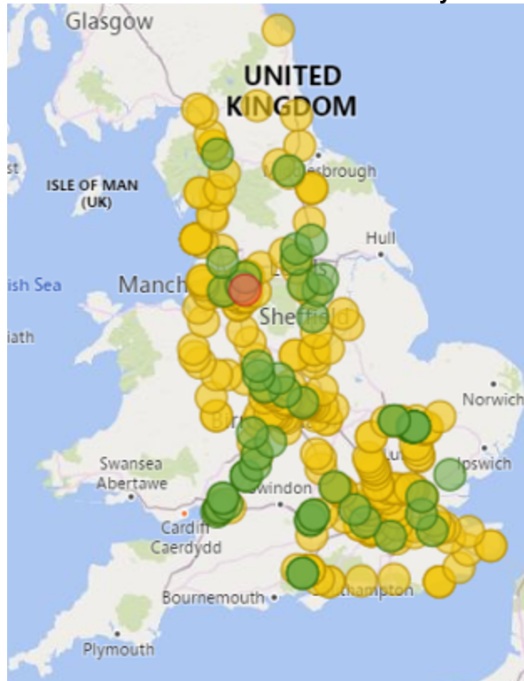
# Summary of Significant Supply Chain Incidents reported

There have been 4 RIDDOR accidents in January.

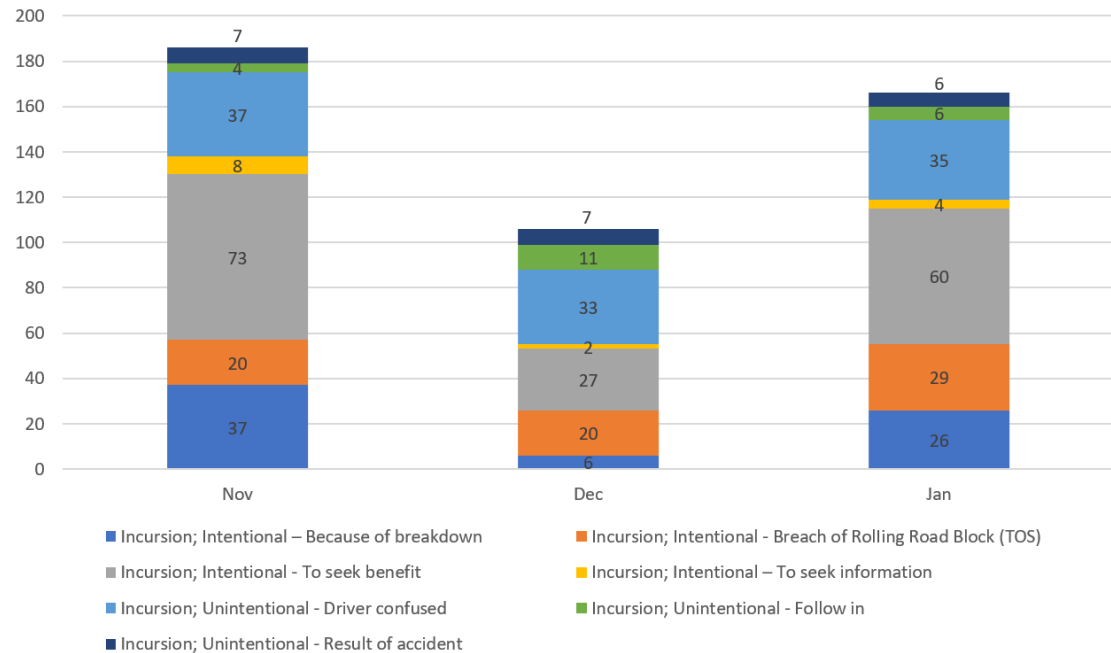
Date of incident	Location	Incident category	Overview of incident
15/01/2020	Major Projects CIP - Lower Thames Crossing - <u>Aecom</u>	RIDDOR > <u>7</u> day injury	An assistant drill rig operator was deploying the <u>Geobor</u> barrel into the casing when they released a latch to send the barrel down. As the barrel descended the operators thumb was caught between the latch ring and the casing which resulted in the amputation of the thumb at the first knuckle. They were taken to hospital where surgeons were able to successfully re-attach their thumb. <b>Airswweb:111859.</b>
24/01/2020	Operations Area 9 - Oldbury Viaduct - BMV JV	RIDDOR Specified Injury	An operative was carrying a coil of electrical cable across the site when they tripped over a small tree stump that was protruding approximately 200mm above ground level. The operative attended hospital where they were diagnosed with a broken bone in their foot. <b>Airswweb:112414.</b>
28/01/2020	Operations Area 6&8 - A12 <u>Margaretting</u> Bypass - DDC	RIDDOR > <u>7</u> day injury	An operative was collecting tools from the side compartment of their vehicle by stepping on the side rail. As they stepped down they put their foot into a V-drain and went over on their ankle. <b>Airswweb: 112666.</b>
29/01/2020	Operations Area 30 - M40 DBFO - Egis	RIDDOR Specified Injury	A lamp column was being removed following it being hit and damaged by a road user. The gang were cutting the column when it fell to the ground and bounced up and hit an operative in the face causing a fracture to their cheekbone. <b>Airswweb:112566.</b>

# Vehicle incursions into roadworks

Areas of Incursions: November-January 2020



Kind of Incursions: November 2019 - January 2020



	Undesired Circumstance (a set of conditions or circumstances that have the potential to cause injury or ill health)
	Near Miss (an event not causing harm, but has the potential to cause injury or ill health)
	Personal Injury

Details of the Personal Injury Incursions;

Department	Site/Project	Event Type	Kind of Incursion	Date	Describe the facts of what happened
TO/RCC	Outstation - Rob Lane	No Lost Time Injury	Intentional – Because of breakdown	20/12/19	Removing slings and bumper hit left hand causing cuts to two fingers ( <b>Airweb: 110982</b> )



# Impact Protection Vehicle (IPV) Strikes

There has been 1 incident with "IPV Strike" indicated as the Kind of Event reported in January.

Department	Site/Project	Event Type	Date	Describe the facts of what happened
TO/RCC	Outstation - Toddington	High Potential Near Miss	04/01/20	Whilst attending a vehicle recovery operation on the M1 at Jct 14 an IPV was struck by a third-party vehicle causing damage to the offside mirror. No injuries were sustained by the driver of the vehicles involved. (Airsweb:112068)

# Site Inspections undertaken in January 2020

This month (28/12 - 24/01), there have been **38** inspections undertaken across Highways England, a summary of the findings is below.

	Number of inspections	No. observations Status (Red)	No. observations Status (Amber)	No. observations Status (Green)	No. observations Blue Star
Major Projects	25	16	42	224	-
Operations	13	10	21	236	-
Totals	38	26	63	460	-

Key to non-conformance RAG status:

**Red** Non-conformance with legislation or Raising the Bar (RtB) requirements

**Amber** RtB requirements not adopted everywhere on site or in full, and negative observation

**Green** Positive observation relating to management of top risks

**★** Exceptional performance or new initiative not widely used on another site

Blue Star(s) Awarded

Audit ID	Audit Date	Division	Site	Section	Finding Details

# Site Inspections undertaken in January 2020

## Red and Amber findings across Major Projects:

Division	Section	Question	Red		Amber	
			Identified	Actions Raised	Identified	Actions Raised
Major Projects	Documentation	CDM			2	1
	Electrical Safety	Cables and Transformers			1	1
		Fixed Installations / Appliances			1	
	Housekeeping	Drip Trays			1	
		Site Tidiness			5	3
		Slip, Trips, Falls	1		1	1
		Spill Kits	1			
		Storage of Materials	2	1		
		Task Lighting			1	1
	Lifting Operations	Lifting Tackle			1	1
	Management Arrangements	Accident Reporting and Investigation			2	1
		Emergency Procedures			1	1
		Leadership	1		1	1
		PPE			2	2
		Site Rules			1	1
		Supervision	2	2	1	
		Whole Life Design for Safety			1	
	Management of Traffic, Mobile Plant and Vehicles	Mobile Plant	2	2	1	
		O/H Services / Structures			1	
		Segregation	1	1	1	1
		Traffic Management	1	1	2	2
		Vehicles			1	
	Occupational Health	COSHH	1			
		HAWS			2	2

# Site Inspections undertaken in January 2020

Division	Section	Question	Red		Amber	
			Identified	Actions Raised	Identified	Actions Raised
Major Projects	Office / Welfare Facilities	Canteen / Rest Area	1	1	4	3
		Caravans			1	1
		Drying Room			1	1
		Fire Extinguishers	1	1		
		First Aid			1	1
		Toilets	2	2		
	Work at Height and Associated Activities	Embankments			2	1
		Mobile Towers			1	1
		Scaffolding			1	1
	Workforce Communication	Noticeboards			1	
Grand Total			16	11	42	28

Division	Section	Question	Red		Amber	
			Identified	Actions Raised	Identified	Actions Raised
Operations	Documentation	CDM	1		1	
		Drip Trays			1	
	Housekeeping	Site Tidiness	2	1	2	
		Slip, Trips, Falls			3	
		Storage of Materials			1	
	Lifting Operations	Other Plant used for Lifting	1			
		Leadership	1		1	
	Management Arrangements	Near Miss / Don't Walk By			1	
		Site Rules			2	
		Supervision			1	
	Management of Traffic, Mobile Plant and Vehicles	Seat Belts			1	
		Segregation			1	
		Traffic Routes			1	
	Occupational Health	COSHH			1	
		Canteen / Rest Area			2	
	Office / Welfare Facilities	Drying Room	1			
		Fire Extinguishers	2			
		First Aid	1		1	
	Work at Height and Associated Activities	Use of Ladders	1	1		
	Workforce Communication	Inductions			1	
Grand Total			10	2	21	

# Road User Performance and Road User Safety

- We have revised our **Suicide Prevention Toolkit** – the central hub for knowledge, policy, guidance and resources for identifying and delivering a broad and inclusive range of crisis interventions on the network. This has now been peer reviewed by Samaritans, academics and internal partners. The Toolkit alongside wider supporting documents have been published and associated communication activities are planned throughout February. We continue to develop our understanding of suicides on our network through better tools to analyse clusters sites and contributory factors (i.e. environmental factors, nearby hospitals and schools), this includes academic research being undertaken with Middlesex University to further understand the reasons why someone may choose the road network as a means of suicides and factors that may discourage them.
- **Road User Safety Campaigns:** we re-ran our vehicle checks campaign which encourages families to check their vehicles before long journeys using tv, radio, out of home and digital advertising. We have completed work to develop our next campaign focusing on driving to the conditions and rain, the campaign will look to get drivers to re-evaluate the risks and to take extra care. Our research shows that rain is a factor in 1 in 7 fatalities on our network in 2018 and that there were 268 incidents of people being killed or seriously injured in collisions in the rain. The launch of the campaign is planned for February, however, this dependent on wider public relation and media activities.



- **Driving for Better Business** continues to increase its reach with 700,000 drivers now positively influenced through organisations registered with the programme. New registrations this month include the Department for Work and Pensions, Northumbrian Water and National Express. The new approach for the communications programme since May last year has seen 31 pieces of UK coverage secured, with coverage sentiment 100% positive and 2,368,522 UK readers reached. **DfBB** held the first **National Work-related Road Risk Development Group** which comprised representatives from **DfT**, Traffic Commissioners, Van Excellence, Driver Vehicle Standards Agency, HSE and other key influencers. The two key purposes of this group are to identify common and recurring work-related risk on the network and to develop mitigation measures which can be delivered through this wider forum.

## Road User Performance and Road User Safety – continued.

- We supported the delivery of an enhanced **load security** capability in the North West, courses have been delivered by HSE, regional Police Forces and Driver Vehicle Standards Agency. Over 150 officers are now trained in the North-West region. Various offences have been detected on engagement and compliance days including no straps in use to secure loads, poor condition of ratchet straps, Hazardous Chemical loads not being secured in vehicles, tyre offences, over loading of vehicles and driving hour offences.



# Health, Safety & Wellbeing Team Update

- a) **The new Health, Safety and Wellbeing (HSW) intranet page was published** on the 9<sup>th</sup> December, this was supported with a number of communications across the organisation. The HSW landing page incorporates the short animation introducing the Health & Safety Management System (HSMS), what it is, where to find it and the benefits to the user. There is a dedicated section which sets out the HSMS content in an A-Z index. The first of the new documents have been published as part of this initial phase.
- b) **Wellbeing calendar of campaigns and initiatives**; has been produced and is being shared across the business to ensure directorate activity aligns with corporate initiatives. This enables teams/leaders to keep wellbeing in the fore front of people's minds and provides our people with tools, information, and signposting to enable them to improve their health and wellbeing
- c) **New Occupational health contract awarded**; this will start on 1<sup>st</sup> April 2020. The new contract will provide better support and guidance to give help prevent and manage absence.
- d) **Increased visibility of sickness absence data**; this is a key health and wellbeing metric and forms a pivotal part of the HR dashboard.
- e) **Safety Alerts**: There have been 7 Safety Alerts issued in the month of January:
  - HEi136 - Highways England For Information Safety Alert - [People Plant Interface](#)
  - HEi138 - Highways England For Information Safety Alert - [Working at height fatality](#)
  - HEi139 - Highways England For Information Safety Alert - [Gritter fire](#)
  - HEi140 - Highways England For Information Safety Alert - [Unsafe removal of Excavator bucket](#)
  - HEi141 - Highways England For Information Safety Alert - [Ground Investigation Operations Wire Rope Failure](#)
  - HEi142 - Highways England For Information Safety Alert - [Amputation of Top of Thumb](#)
  - HEi143 - Highways England For Information Safety Alert - [STOP! Think Moment - Skid Steer Roll over](#)