

December 2019 Summary Health & Safety Performance Report

Board Sponsor: Alan Cumming
Executive Sponsor: Mike Wilson
Author: Mark Byard

8 January 2020

home
safe
and **well**

Executive Summary

Accident Frequency Rate (AFR) Overview:

- The **Major Projects 12 month rolling AFR** to December 2019 **decreased** from **0.07** to **0.06**.
- There were **0 RIDDOR** accidents reported in December 2019.
- **2 RIDDORs** fell out of the scope of the rolling AFR calculation.
- The in-month AFR was **0.00** and the net 12 month recorded hours increased by 1.81% (19.68 to 20.03m).
- The **Operations 12 month rolling AFR** to December 2019 **increased** from **0.05** to **0.07**.
- There were **4 RIDDOR** accidents reported in December 2019.
- **0 RIDDORs** fell out of the scope of the rolling AFR calculation.
- The in-month AFR was **0.29** and the net 12 month recorded hours increased by 0.01% (20.048 to 20.051m).
- The overall **Supply Chain 12 month rolling AFR** to December 2019 **remained** at **0.06**.
- There have been **26 RIDDORs** in the rolling 12-month period.
- **2 RIDDORs** fell out of the scope of the rolling AFR calculation.
- The in-month AFR was **0.14** and the net 12 month recorded hours increased by 0.9% (39.72 to 40.08).

Lost time Incidents:

- There have been **7** Lost Time Incidents reported this month – **1** Major Projects, **5** Operations and **1** Highways England. |

Fatality Data:

- The National Incident Liaison Officer (NILO), media and police reports provide information on the number of fatalities on the strategic road network. These data sources indicated that there had been **11 fatal incidents and 2 suicides** on the Strategic Road Network.

Incidents Reported:

- There have been **4 RIDDOR** reportable events in December.

Service Strikes:

- There have been **5** service strikes reported this month.

Vehicle Incursions:

- There have been **120** Vehicle Incursions reported this month.

IPV Strikes

- There have been **0** IPV Strikes reported this month.

Bridge Strikes:

- There have been **0** Bridge Strike reported this month.

Site Inspections:

- To date there have been **29** inspections carried out for December 2019 by the H&S Division, **16** in Major Projects and **13** in Operations.

Accident Frequency Rate Overview

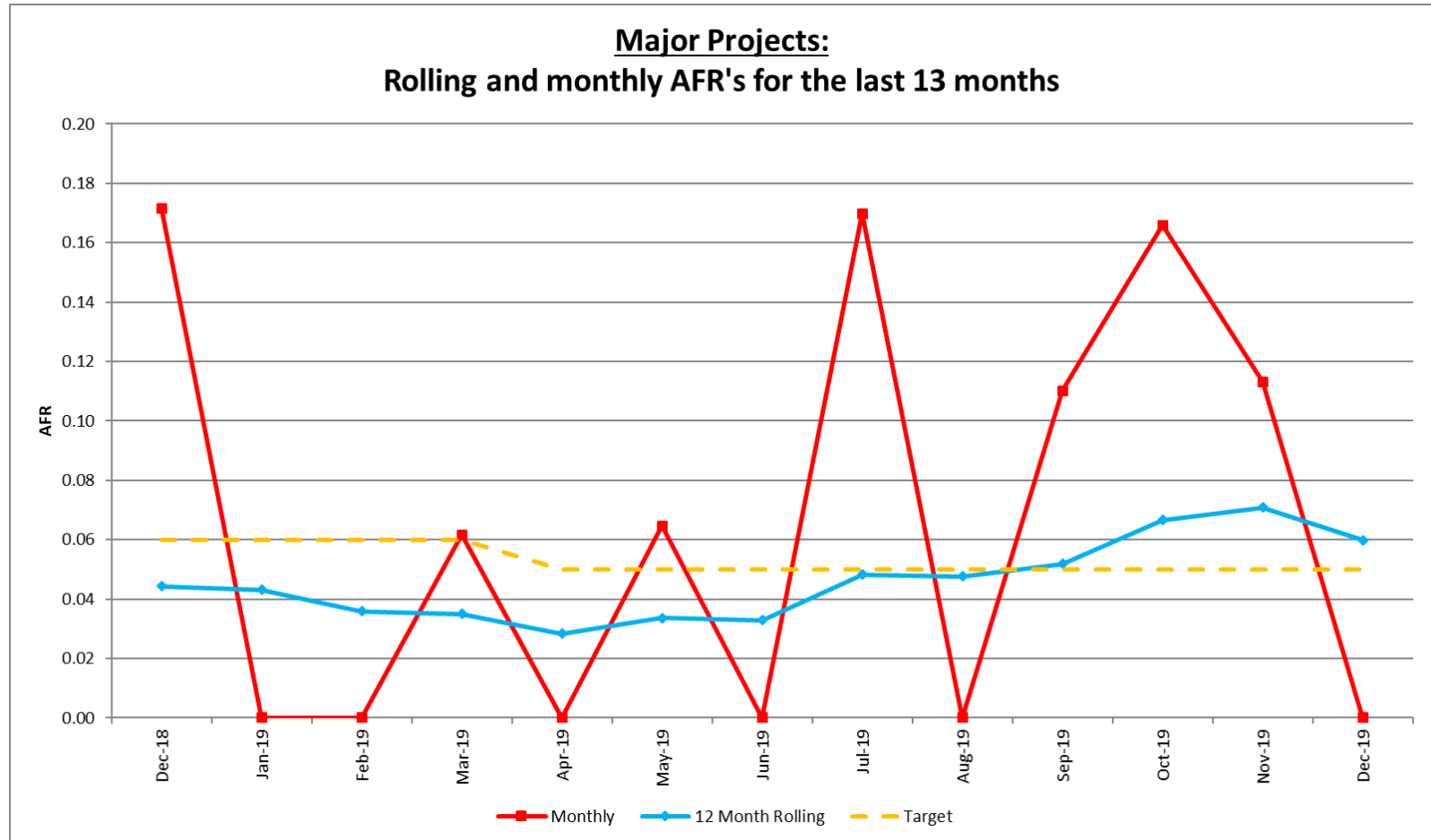
Area	AFR Target	AFR Actuals (rolling 12 months)	AFR for month	Fatality	RIDDOR Specified Injury	RIDDOR > 7-day injury	RIDDOR Disease	Total RIDDOR Reportable	RIDDOR Dangerous Occurrences ⁽¹⁾
Major Projects	0.05	0.06	0.00	0 (0)	0 (7)	0 (5)	0 (0)	0 (12)	0 (1)
Operations	0.05	0.07	0.29	0 (0)	2 (6)	1 (7)	1 (1)	4 (14)	0 (0)
Supply Chain Total	0.05	0.06	0.14	0 (0)	2 (13)	1 (12)	1 (1)	4 (26)	0 (1)

NB: The data recorded in **(brackets)** is the 12 month rolling data. The content of this report is informed by the IoD/HSE "Leading Health and Safety at Work" guidance.

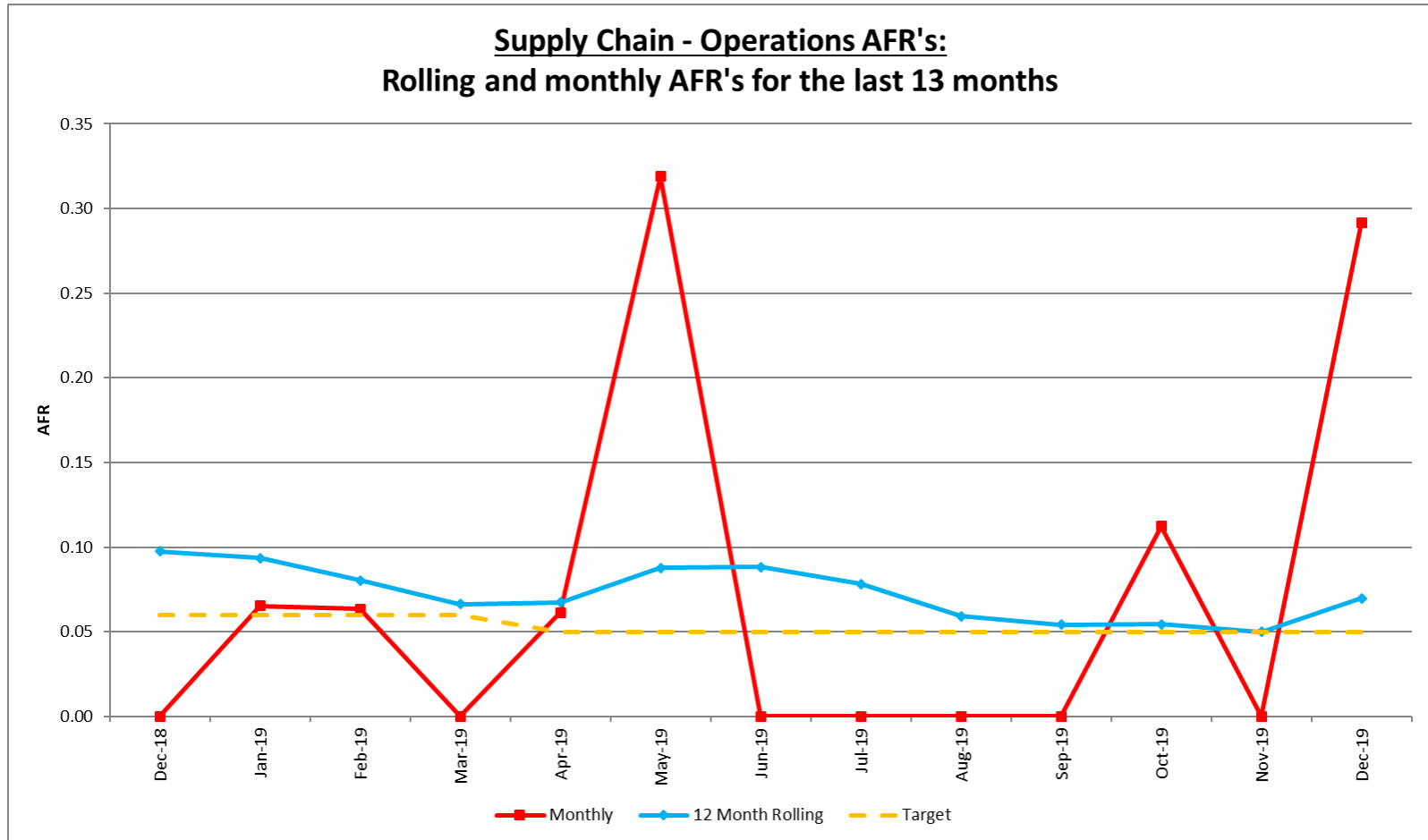
Supply Chain RAG status based on AFR target of 0.05 and aligning to the CPF model:

> 0.12	0.12 ≥ & > 0.05	≤ 0.05
--------	-----------------	--------

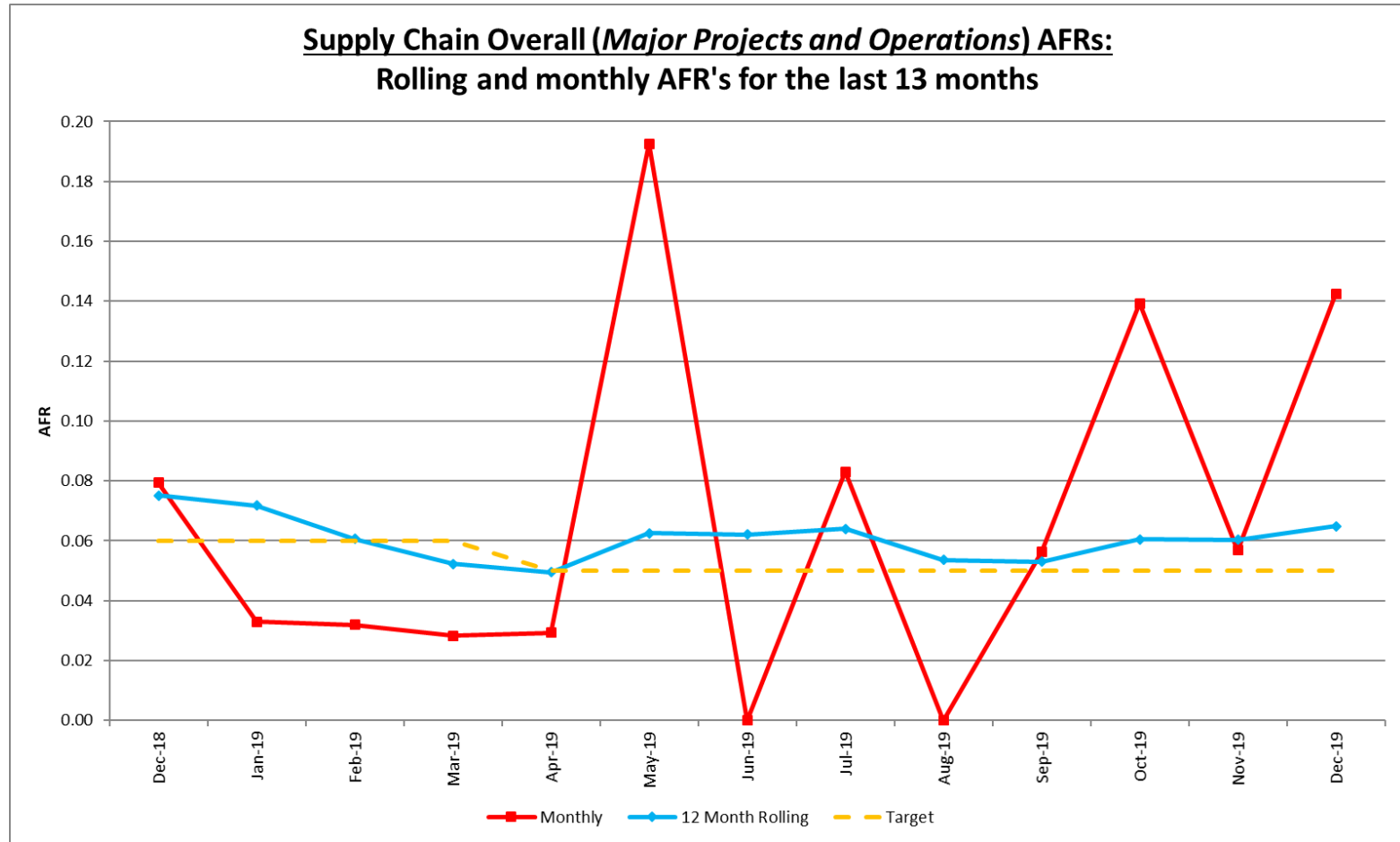
Graph 1 – Rolling AFR for Supply Chain - Major Projects



Graph 2 – Rolling AFR for Supply Chain - Operations



Graph 3 – Rolling AFR for Supply Chain – Major Projects and Operations



Performance by Supplier across the Supply Chain

Supplier	Hours worked	% hours worked	RIDDOR	Type of incidents				December AFR	Group AFR (2018/19 performance)
				Fatality	Specified Injury	> 7 Day	Disease		
Kier Highways	9,551,357	23.83%	6	0	3	3	0	0.06	0.03
Aone+	3,742,367	9.34%	0	0	0	0	0	0.00	0.00
Balfour Beatty	3,741,963	9.34%	4	0	2	1	1	0.11	0.07
Skanska	3,547,442	8.85%	2	0	2	0	0	0.06	0.09
BAM Nuttall Ltd	3,268,178	8.15%	2	0	1	1	0	0.06	0.07
Costain	2,058,961	5.14%	2	0	1	1	0	0.10	0.03
Connect Plus	1,782,108	4.45%	0	0	0	0	0	0.00	0.07
AECOM	1,445,817	3.61%	1	0	0	1	0	0.07	0.02
Amey	1,313,650	3.28%	1	0	0	1	0	0.08	0.09
Telent	659,520	1.65%	0	0	0	0	0	0.00	0.00
Ringway Ltd	523,605	1.31%	0	0	0	0	0	0.00	0.11
Vinci Construction	520,034	1.30%	1	0	1	0	0	0.19	0.07
HW Martin Ltd	499,363	1.25%	1	0	1	0	0	0.20	0.00
Jacobs	486,096	1.21%	0	0	0	0	0	0.00	0.00
Interserve	463,408	1.16%	0	0	0	0	0	0.00	0.07
Galliford Try	461,966	1.15%	0	0	0	0	0	0.00	0.11
Autolink Concessionaires (A19) Ltd	410,672	1.02%	0	0	0	0	0	0.00	0.00
Atkins	341,733	0.85%	0	0	0	0	0	0.00	0.00
Egis	331,120	0.83%	1	0	0	1	0	0.30	0.40
Midland Express Way	293,664	0.73%	0	0	0	0	0	0.00	
CHC Highways	288,084	0.72%	1	0	1	0	0	0.35	
Tarmac	286,941	0.72%	0	0	0	0	0	0.00	
Osborne	258,912	0.65%	1	0	0	1	0	0.39	0.17
Sisk Lagan JV	244,938	0.61%	1	0	0	1	0	0.41	
Huyton Asphalt	10,077	0.03%	2	0	1	1	0	19.85	
Rest of Group (65)	3,549,985	8.86%	0	0	0	0	0	0.00	-
Grand Total	40,081,961	100%	26	0	13	12	1	0.06	-

Performance by Supplier across the Supply Chain

Major Projects Contractor Performance

Supplier	Rolling 12 months to December 2019								
	Hours Worked (12 Mths)	Total RIDDORs	Fatality	Specified Injury	>7 day	Disease	Minor Injuries	AFR	Nov. AFR
Kier Highways	4,021,260	2	0	1	1	0	12	0.05	0.08
Skanska	3,547,442	2	0	2	0	0	15	0.06	0.06
Balfour Beatty	3,280,716	2	0	1	1	0	13	0.06	0.06
Costain	2,058,961	2	0	1	1	0	7	0.10	0.10
BAM Nuttall Ltd	1,994,858	1	0	1	0	0	15	0.05	0.05
AECOM	1,408,613	1	0	0	1	0	0	0.07	0.07
Vinci Construction	520,034	1	0	1	0	0	8	0.19	0.19
Galliford Try	457,412	0	0	0	0	0	1	0.00	0.22
Jacobs	439,882	0	0	0	0	0	1	0.00	0.00
Interserve	403,733	0	0	0	0	0	0	0.00	0.00
Atkins	341,733	0	0	0	0	0	3	0.00	0.00
Sisk	244,938	1	0	0	1	0	4	0.41	0.38
WSP	229,934	0	0	0	0	0	1	0.00	0.00
SWECO	216,539	0	0	0	0	0	0	0.00	0.00
Osborne	180,870	0	0	0	0	0	6	0.00	0.00
Mott MacDonald Ltd	126,258	0	0	0	0	0	1	0.00	0.00
Arcadis	90,260	0	0	0	0	0	0	0.00	0.00
Volker Fitzpatrick	26,751	0	0	0	0	0	0	0.00	0.00
Morgan Sindall	17,400	0	0	0	0	0	0	0.00	0.00
Amey	8,043	0	0	0	0	0	0	0.00	0.00
Carnell Support Services Ltd	4,057	0	0	0	0	0	0	0.00	0.00
<i>Pre-construction/PC to be assigned</i>	<i>411,726</i>	<i>0</i>	<i>0</i>	<i>0</i>	<i>0</i>	<i>0</i>	<i>0</i>	<i>0.00</i>	<i>0.00</i>
Grand Total	20,031,420	12	0	7	5	0	87	0.06	0.07

Key > 0.12 0.12 ≥ & > 0.05 ≤ 0.05

Performance by Supplier across the Supply Chain

Supply Chain Operations (Regional and Programme Performance)

Region / Function	Rolling 12 months to December 2019								
	Hours Worked (12 months)	Total RIDDORs	Fatality	Specified Injury	>7 day	Disease	Minor Injuries	AFR	Nov. AFR
<i>East</i>	<i>1,523,049</i>	<i>2</i>	<i>0</i>	<i>0</i>	<i>2</i>	<i>0</i>	<i>15</i>	<i>0.13</i>	<i>0.13</i>
Asset Delivery	115,193	0	0	0	0	0	0	0.00	0.00
Asset Support	644,989	0	0	0	0	0	2	0.00	0.00
CDF	373,503	1	0	0	1	0	3	0.27	0.26
DBFO	366,619	1	0	0	1	0	10	0.27	0.29
RTMC	22,745	0	0	0	0	0	0	0.00	0.00
<i>Midlands</i>	<i>5,552,087</i>	<i>4</i>	<i>0</i>	<i>1</i>	<i>3</i>	<i>0</i>	<i>43</i>	<i>0.07</i>	<i>0.07</i>
Asset Delivery	1,442,644	1	0	0	1	0	14	0.07	0.07
Asset Support	2,463,364	2	0	1	1	0	11	0.08	0.08
DBFO	49,654	0	0	0	0	0	0	0.00	0.00
CDF	1,273,320	1	0	0	1	0	16	0.08	0.08
M6 Toll	293,664	0	0	0	0	0	2	0.00	0.00
RTMC	29,441	0	0	0	0	0	0	0.00	0.00
<i>North East</i>	<i>3,489,331</i>	<i>4</i>	<i>0</i>	<i>3</i>	<i>0</i>	<i>1</i>	<i>6</i>	<i>0.11</i>	<i>0.06</i>
Asset Delivery	725,410	1	0	2	0	0	0	0.14	0.14
Asset Support	2,122,501	0	0	0	0	0	2	0.00	0.00
DBFO	586,698	1	0	1	0	1	4	0.17	0.17
RTMC	54,722	0	0	0	0	0	0	0.00	0.00

(Table continues on the next page)

Performance by Supplier across the Supply Chain

Supply Chain Operations (Regional and Programme Performance)

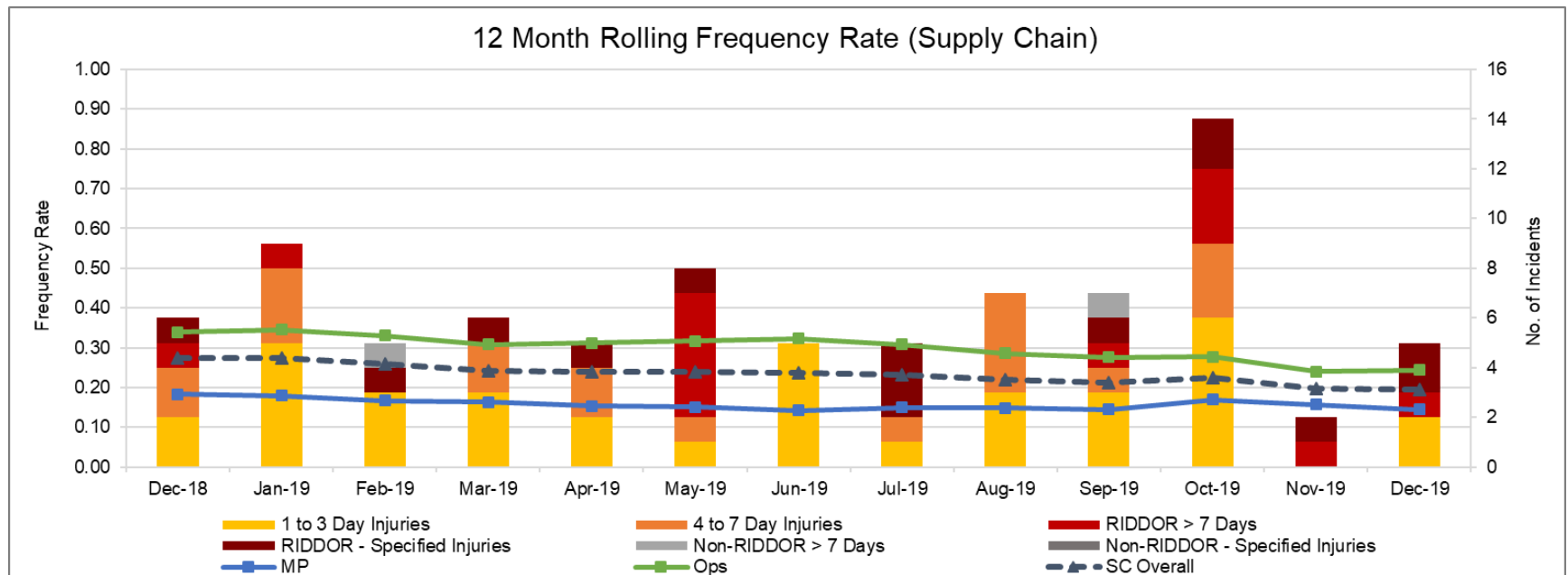
Region / Function	Rolling 12 months to December 2019								
	Hours Worked (12 months)	Total RIDDORs	Fatality	Specified Injury	>7 day	Disease	Minor Injuries	AFR	Nov. AFR
<i>North West</i>	1,855,494	3	0	2	1	0	11	0.16	0.06
Asset Delivery	1,621,546	1	0	2	1	0	8	0.06	0.06
Asset Support	183,071	0	0	0	0	0	3	0.00	0.00
RTMC	50,877	0	0	0	0	0	0	0.00	0.00
<i>South East</i>	5,041,324	1	0	0	1	0	37	0.02	0.02
Asset Support	3,209,755	1	0	0	1	0	11	0.03	0.03
DBFO	1,782,108	0	0	0	0	0	24	0.00	0.00
RTMC	49,461	0	0	0	0	0	2	0.00	0.00
<i>South West</i>	1,859,027	0	0	0	0	0	8	0.00	0.00
Asset Delivery	1,678,805	0	0	0	0	0	7	0.00	0.00
DBFO	45,387	0	0	0	0	0	0	0.00	0.00
Improvement Scheme	9,165	0	0	0	0	0	0	0.00	0.00
RTMC	29,724	0	0	0	0	0	0	0.00	0.00
Severn River Group	95,946	0	0	0	0	0	1	0.00	0.00
<i>National</i>	730,229	0	0	0	0	0	5	0.00	0.00
NGVR - Next Generation Vehicle Recovery	66,594	0	0	0	0	0	0	0.00	0.00
National Roads Telecommunication Services	587,314	0	0	0	0	0	4	0.00	0.00
ESCoRT	15,069	0	0	0	0	0	0	0.00	0.00
Efficiency and Noise Insulation Project	31,286	0	0	0	0	0	0	0.00	0.00
Property M.E.S. E	29,966	0	0	0	0	0	1	0.00	0.00
Grand Total	20,050,541	14	0	6	7	1	125	0.07	0.05

Lost Time Incidents recorded by Supplier

Supply Chain Lost Time Incidents

Supplier	Hours worked	% hours worked	Total No. of LTIs	Type of incidents						LTI Frequency Rate
				1 to 3 Day Injury	4 to 7 Day Injury	RIDDOR > 7 Day Injury	RIDDOR Specified Injury	Non-RIDDOR Specified Injury	Non-RIDDOR > 7 Day Injury	
Kier Highways	9,551,357	23.83%	20	7	6	3	3	1	0	0.21
BAM Nuttall Ltd	3,268,178	8.15%	8	3	3	1	1	0	0	0.24
Balfour Beatty	3,741,963	9.34%	7	3	1	1	2	0	0	0.19
Costain	2,058,961	5.14%	6	3	1	1	1	0	0	0.29
Skanska	3,547,442	8.85%	6	4	0	0	2	0	0	0.17
Egis	331,120	0.83%	5	4	0	1	0	0	0	1.51
Amey	1,313,650	3.28%	5	3	0	1	0	1	0	0.38
Connect Plus	1,782,108	4.45%	4	1	3	0	0	0	0	0.22
Sisk Lagan JV	244,938	0.61%	3	2	0	1	0	0	0	1.22
Osborne	258,912	0.65%	3	1	1	1	0	0	0	1.16
Huyton Asphalt	10,077	0.03%	2	0	0	1	1	0	0	19.85
Carnell Support Services Ltd	214,186	0.53%	1	1	0	0	0	0	0	0.47
Aone+	3,742,367	9.34%	1	0	1	0	0	0	0	0.03
HW Martin Ltd	499,363	1.25%	1	0	0	0	1	0	0	0.20
CHC Highways	288,084	0.72%	1	0	0	0	1	0	0	0.35
AECOM	1,445,817	3.61%	1	0	0	1	0	0	0	0.07
Forkers Ltd	61,290	0.15%	1	1	0	0	0	0	0	1.63
Telent	659,520	1.65%	1	0	1	0	0	0	0	0.15
Vinci Construction	520,034	1.30%	1	0	0	0	1	0	0	0.19
Rest of Group	6,542,594	16.32%	1	1	0	0	0	0	0	0.02
SC Total	40,081,961	100.00%	78	34	17	12	13	2	0	0.19

Lost Time Incidents recorded by Supplier



Road User performance - Fatality data

The National Incident Liaison Officer (NILO), Media and Police Reports provide some understanding on the number of fatalities on the strategic road network. Based on our current understanding there are 11 fatalities due to road traffic collisions and we estimate 2 suicides in December. |

Fatal Summary Data December 2019

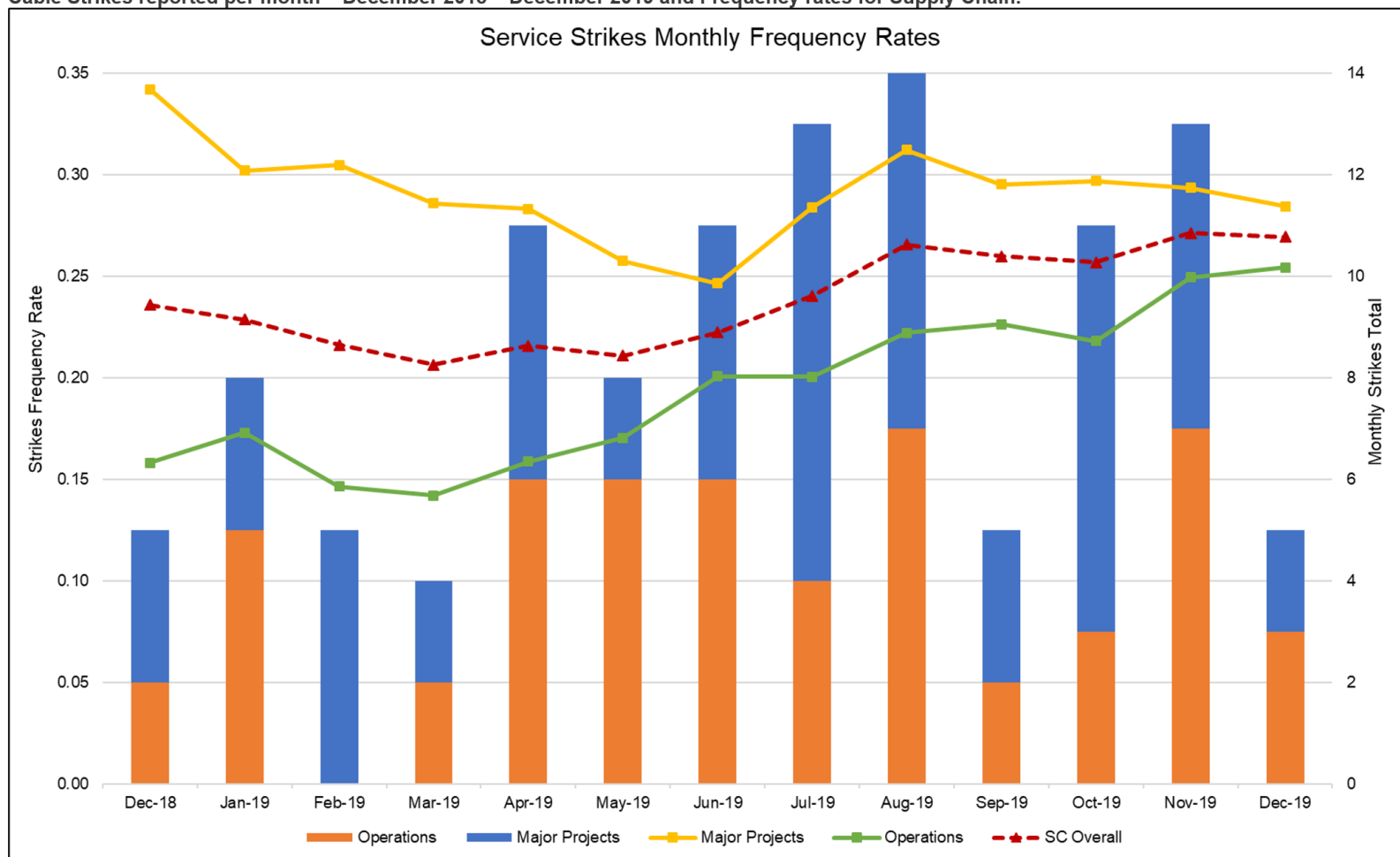
Ref	Date of Incident	Location	Incident Vehicles Involved	No. of Fatalities
1	01/12/2019 00:12	A46, Evesham, Worcestershire	1 Car & 1 Bicycle	1
2	01/12/2019 15:18	M1, Luton, Bedfordshire	1 HGV & 1 Car	1
3	09/12/2019 14:25	A5, Hinckley, Leicestershire	2 Cars	1
4	09/12/2019 18:44	A1, Eaton Socon, Bedfordshire	1 HGV & 4 Cars	1
5	11/12/2019 21:27	A46, Flintham, Nottinghamshire	2 Cars & 1 Motorcycle	1
6	15/012/2019 01:45	M4, Chippenham, Wiltshire	3 Cars	1
7	16/12/2019 12:14	A64, Scarborough, North Yorkshire	1 HGV & 3 Cars	1
8	20/12/2019 17:20	A5, Milton Keynes, Buckinghamshire	1 HGV & 1 Pedestrian alighted rider	1
9	20/12/2019 20:05	M66, Bury, Greater Manchester	2 Car & 1 Pedestrian	1
10	21/12/2019 00:58	M20, Swanley, Kent	1 HGV & 1 Car	1
11	24/12/2019 23:16	M1, Toddington, Bedfordshire	4 Cars	1
				11

Suspected Suicides Summary Data December 2019

Ref	Date of Incident	Location	Incident Vehicles Involved	No. of Fatalities
12	15/12/2019 22:11	M65, Burnley, Lancashire	1 Pedestrian	1
13	18/12/2019 12:50	M5, West Bromwich, West Midlands	1 Pedestrian	1
				2

Service Strikes recorded by Supplier

Cable Strikes reported per month – December 2018 – December 2019 and Frequency rates for Supply Chain.



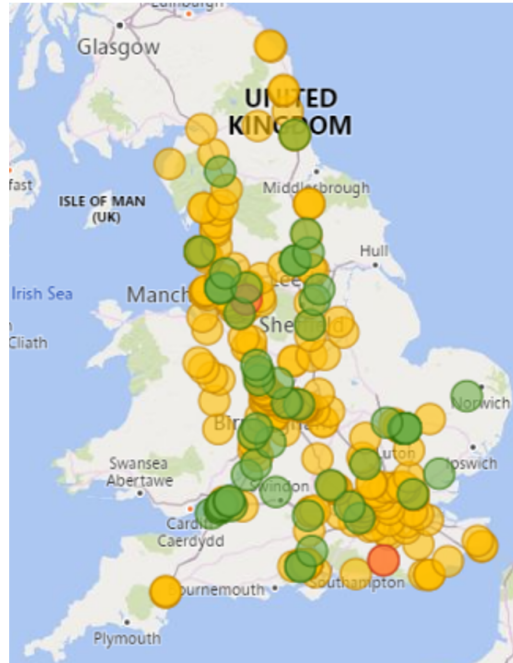
Summary of Significant Supply Chain Incidents reported

There have been 4 RIDDOR accidents in December.

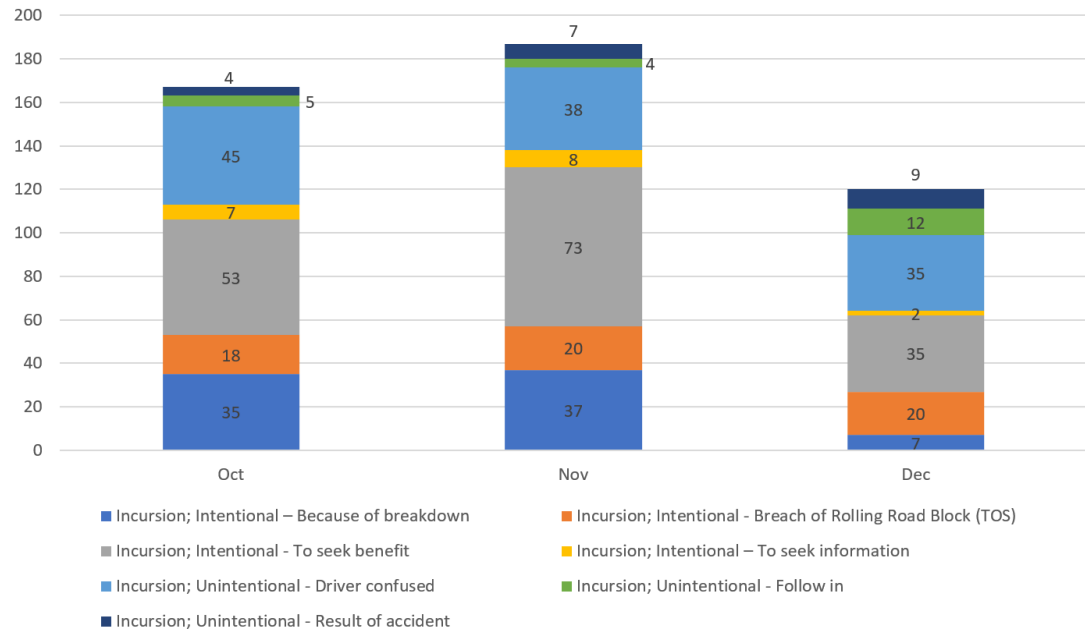
Date of incident	Location	Incident category	Overview of incident
01/12/2019	Operations M1 - A1 Link Road (DBFO) - Balfour Beatty	RIDDOR Reportable Disease	An operative attended a Tier 4 medical assessment where it was diagnosed that they have Stage 1 HAVS. The operative has been scheduled to attend a Tier 5 assessment which is a more in-depth examination. The was reported to the HSE based on the report received following the Tier 4 assessment. Airswweb:110684
09/12/2019	Operations NWAD - M58 Jct 3-4 - Huyton Asphalt Ltd	RIDDOR Specified injury	Operatives were undertaking vegetation clearance and had returned to their vehicle to load material into it when it was hit by an IPV. One operative was caught between the two vehicles and suffered broken ribs. Airswweb:110347
09/12/2019	Operations NWAD - M58 Jct 3-4 - Huyton Asphalt Ltd	RIDDOR > 7 day injury	Operatives were undertaking vegetation clearance and had returned to their vehicle to load material into it when it was hit by an IPV. One operative was hit by the wheel of their vehicle which resulted in ligament damage to their leg. Airswweb:110350
10/12/2019	Operations NEAD (M&R) - A1(M) Jct 60 - CHC Highways	RIDDOR Specified injury	An operative was working as part of a three-man IPV crew and had started to pick up signage at the top of the interchange when they stood on a kerb edge and went over on their ankle. The operative attended hospital the next morning where they were diagnosed with a fractured ankle. Airswweb:110513

Vehicle incursions into roadworks

Areas of Incursions: October-December 2019



Kind of Incursions: October-December 2019



	Undesired Circumstance (a set of conditions or circumstances that have the potential to cause injury or ill health)
	Near Miss (an event not causing harm, but has the potential to cause injury or ill health)
	Personal Injury

Details of the Personal Injury Incursions:

Department	Site/Project	Event Type	Kind of Incursion	Date	Describe the facts of what happened
Operations	Area 4 – A23	No Lost Time Injury	Intentional - To seek benefit	11/10/19	A cyclist entered a lane closure and upon exiting they struck a road cone causing them to fall and sustain an injury. (Airsweb:106647)
TO/RCC	Outstation - Rob Lane	No Lost Time Injury	Intentional – Because of breakdown	20/12/19	Removing slings and bumper hit left hand causing cuts to two fingers (Airsweb: 110982)

Impact Protection Vehicle (IPV) Strikes

There have been **0** incidents with “IPV Strike” indicated as the Kind of Event reported in December.

Site Inspections undertaken in December 2019

This month (23/11- 27/12), there have been **29** inspections undertaken across Highways England, a summary of the findings is below.

	Number of inspections	No. observations	No. observations	No. observations	No. observations
		Status (Red)	Status (Amber)	Status (Green)	Blue Star
Major Projects	16	12	30	127	-
Operations	13	6	19	291	1
Totals	29	18	49	418	1

Key to non-conformance RAG status:

Red	Non-conformance with legislation or Raising the Bar (RtB) requirements
Amber	RtB requirements not adopted everywhere on site or in full, and negative observation
Green	Positive observation relating to management of top risks
★	Exceptional performance or new initiative not widely used on another site

Blue Star(s) Awarded

Audit ID	Audit Date	Division	Site	Section	Finding Details
1582	10/12/2019	Operations	East CDF (All Packages)	Office / Welfare Facilities	Each Grahams Supervisor provided is with a welfare van ensuring adequate welfare is always available. Being responsible for individual vans helps in maintaining high standards of cleanliness.

Site Inspections undertaken in December 2019

Division	Section	Question	Red		Amber	
			Identified	Actions Raised	Identified	Actions Raised
Major Projects	Documentation	CDM			2	2
		RAMS			3	2
	Housekeeping	Caps on Bars			1	1
		Site Tidiness			3	1
		Slip, Trips, Falls			3	2
		Task Lighting			2	2
	Lifting Operations	Other Plant used for Lifting	1	1		
	Management Arrangements	Accident Reporting and Investigation	1	1		
		Leadership			1	1
		PPE	1		1	1
		Supervision	1	1		
		Whole Life Design for Safety			1	
	Management of Traffic, Mobile Plant and Vehicles	Mobile Plant	1	1		
		Seat Belts	1			
		Segregation	1		1	
		Site Security			1	
		Traffic Management	2	1		
		Traffic Routes			1	1
		Vehicles			1	1
	Occupational Health	Dust	1			
		Health Monitoring			1	1
		Noise	1			
Major Projects	Office / Welfare Facilities				1	1
		Canteen / Rest Area			1	
		Drying Room			1	
		First Aid			1	
		Toilets	1	1		
	Work at Height and Associated Activities	Embankments			1	
		Excavations			1	
	Workforce Communication	Behavioral Based Safety			1	1
		Daily Briefings			1	1
	Grand Total:		12	6	30	18

Site Inspections undertaken in December 2019

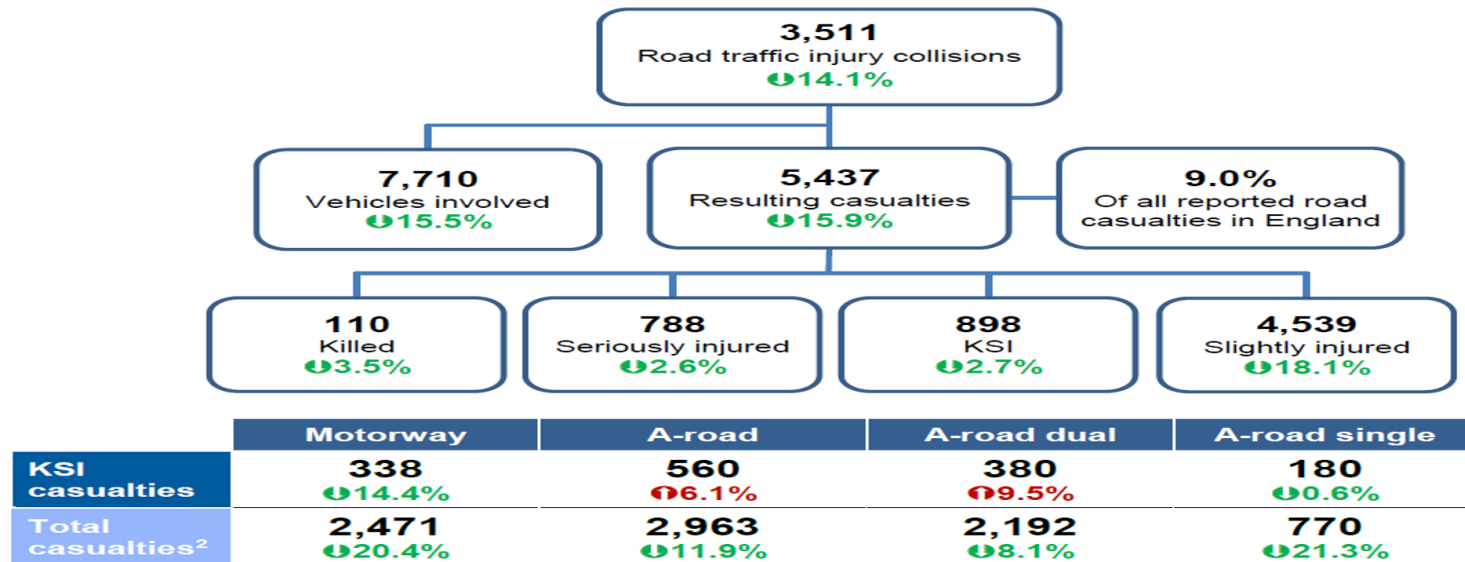
Red and Amber findings across Operations:

Red and Amber findings across Operations:

Division	Section	Question	Red		Amber	
			Identified	Actions Raised	Identified	Actions Raised
Operations	Documentation	RAMS			1	
	Housekeeping	Drip Trays			1	
		Site Tidiness	1		2	1
		Slip, Trips, Falls			2	
		Storage of Materials	1		2	1
		Lifting Operations	Cranes			1
	Lifting Tackle				1	1
	Management Arrangements	Supervision	1		2	1
	Management of Traffic, Mobile Plant and Vehicles	Mobile Plant	1			
		Segregation			1	1
		Traffic Management	1		1	
		Traffic Routes			1	1
	Office / Welfare Facilities	Canteen / Rest Area			1	
		First Aid			1	1
	Workforce Communication	Behavioral Based Safety			1	1
		Daily Briefings			1	1
		Safety Alerts	1			
Grand Total:			6		19	9

Road User Performance and Road User Safety

- The **Reported Road Casualties Great Britain: Provisional Estimates Year Ending June 2019** were released by the Department of Transport on the 28 November 2019. At a Great Britain level, the results indicated an increase in the number of Killed and Seriously Injured (KSI's) when comparing the first half of 2018 with the first half of 2019 with a 4% increase in KSI's. An assessment of the provisional results for the Strategic Road Network for the same period indicates a small decrease in the number of KSI's from 923 in 2018 to 898 in 2019 (a decrease of 2.7%). These figures are provisional and do not account for underreporting, based on an analysis of the last three years the difference between unvalidated and validated data at this stage is 3.7%, taking this into account an adjusted KSI figure for the first half of this year could be in the order of 931. Figure 1 below provides an overview of reported collisions/casualties, their severity, location on the network and percentage difference from the same period in 2017.



- Our work on road safety has been recognised through **Prince Michael International Road Safety Awards** which give recognition to outstanding examples of international road safety initiatives. The winners were presented with their awards by HRH Prince Michael of Kent in London at a Gala Presentation. The awards given were for: our partnership with 'BabyBox' which provides targeted road safety resources through education and tangible rewards to expectant parents; our Smart Motorway Compliance programme which has focussed on improving driver understanding and compliance with Red X signals; our research and development of the Young Riders Motorcycling Compulsory Basic Training programme; and SafetyCam which protects road workers through camera technology ensuring compliance with site speed limits and to detect unsafe driving in work zones.

Road User Performance and Road User Safety – continued.

- We have commenced camera-based enforcement of **Red X signals** in Surrey, Kent and Avon & Somerset, this will be followed by Essex, Bedfordshire, Hertfordshire and Cambridgeshire and South Yorkshire in January. Wider rollout activities will continue in the Spring with this initial stage of the programme being fully delivered by the summer. Supporting external communication activities are developed and will launch to support the forthcoming announcements by the Secretary of State on the Smart Motorways Stocktake. An up-date on progress and impacts on compliance will be provided in March. This will also include an overview of planned activities to complete the up-upgrades of remaining cameras to enable red x signal enforcement across the network.



- Our Regional Safety Coordinators have supported various customer engagement and communication activities on **Winter Driving and Drink/Drug Driving** at Motorway Service Areas. This work has been supported through our Traffic Officers, Road Safety Partnerships and the Police. Customers received advice about driving in winter conditions, such as what to pack in your vehicle. We also provided an overview on the effects of alcohol and the consequences of driving whilst impaired, this included how to calculate the number of units in a drink, how alcohol is absorbed and processed and how any amount of alcohol affects your ability to drive including the day after. Drink Drug Driving tool box talks were also carried out across a number of regional offices.



- As part of the DFT Commercial Vehicle Road Safety Forum we have agreed to develop a **SRN Commercial Vehicle Compliance Strategy** for the next roads period working with the Driver and Vehicle Standards Agency, Traffic Commissioners, Police and other stakeholders such as Health and Safety Executive, Road Haulage Association, Freight Transport Association. This strategy will seek to address and improve coordination, develop innovative solutions, increase levels of vehicle checks and improve compliance of commercial vehicles on the network. A scoping workshop is planned with partners in January and initial proposals will be shared with the DFT Commercial Vehicle Road Safety Forum in February 2020. We expect the strategy to be fully developed by summer 2020.

National Health & Safety Team Update

- a) **Sharing and benchmarking Home Safe and Well with future construction project managers** - as part of our developing connection with Birmingham City University (and specifically the ability to commission two PhD research students working on topics of mutual interest), a seminar on Home Safe and Well was presented, by a member of the Health, Safety & Wellbeing team, to the Masters students on the construction project management course. It was well received by students and academics, who commented on its 'people centric approach'.
- b) **Safety Alerts:** There have been **7** Safety Alerts issued in the month of December:
- HEi129 – Highways England For Information Safety Alert - [Gas utility Strike](#)
 - HEi130 – Highways England For Information Safety Alert – [Ignition of Gas service following a strike](#)
 - HEi131 – Highways England For Information Safety Alert - [Loading of winter maintenance vehicles](#)
 - HEi132 – Highways England For Information Safety Alert - [Lighting unit dropped through incorrect fixings](#)
 - HEi133 – Highways England For Information Safety Alert - [Use of remote controlled lorry loaders](#)
 - HEi134 – Highways England For Information Safety Alert - [IPV incident](#)
 - HEi135 – Highways England For Information Safety Alert - [Excavator injury](#)