

Coronavirus – Movement Around Site

System Guidance – What you need to do



Skanska UK Standards:

The following standards must be adhered to when working on any Skanska UK project which is remaining open during the COVID-19 pandemic restrictions:

Planning:

Prior to reviewing any access arrangements, the project will need to establish documented plans to detail the following considerations:

- 1-way routes
- crossing points
- vehicle entrance and exit points
- fire and emergency escape
- vertical movement via stairs or hoist
- welfare areas

Plans should be visual and denote key access and/or restrictions this may include highlighting 2m travel distances.

Welfare Areas:

To achieve the required 2m social distancing a significant amount of time will be needed to review heavily congested areas such as: Toilets, Changing Rooms and Canteens. These areas should have clear signage, floor marking, crossing points and waiting areas.

To comply with social distancing, additional welfare facilities may need to be constructed to ensure compliance with CDM 2015 Regs this will be via risk assessment.


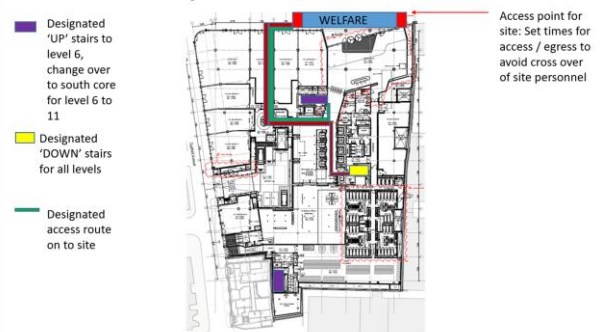
Reviews should include limiting access to certain facilities such as kettles / microwaves etc. to limit the spread of infection.

General Site Movement:

- Staircases should be selected for single direction of travel only and be appropriately publicised and enforced.
- Lifts where 2m social distancing can't take place should be isolated.
- Lifts can be used to manoeuvre material to designated floors, however 2m distancing must be in place i.e. (material put in lift, lift operator takes lift to designated floor and exits, colleague collects materials).
- High traffic areas should be marked to allow for people to cross 1 person at a time.

Best practice examples:

ACCESS / EGRESS ROUTES – Ground floor



Coronavirus – Movement Around Site

System Guidance – What you need to do



Welfare



Floor markings indicate where to wait / which direction to travel in.

Staircases




Staircases should be isolated so that there is only 1-direction of travel.

Access Routes



Arrow markings to indicate direction of travel and physical segregation in place to delineate 1-way routes.

Crossing Points



Hatched areas indicate access to 1 person at a time, these should be implemented in high traffic crossing areas.

Key Hazards:

- Transmission of COVID19 through airborne transmission.

Linked Documents

Mandatory:

- [CLC Site Operating Procedures](#)
- [Project Remobilisation Plans](#)

<https://one.skanska.com/en-gb/my-unit/organizational-units/skanska-uk/enabling-functions/health-and-safety/hsw-covid-19-guidance/>