

The purpose of this document is to guide Supply Chain colleagues through the process of recording incursions onto Highways England Airsweb.

Please note: It is important that the data entered is factual, accurate, and relevant. These reports may be disclosed as part of regulatory monitoring, legal or coronial proceedings. Furthermore, the detail of these reports may inform Safety Alerts, and/or be escalated to the Board and members of senior management.

Data must be reported in accordance with Highways England instruction to Supply Chain via GG 128 within the DMRB:


<https://www.standardsforhighways.co.uk/dmrB/search?q=GG%20128&pageNumber=1>

Please ensure the information recorded is in accordance with GDPR. Please see the privacy statement for reference purposes.

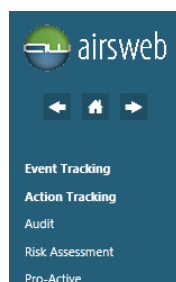
Airsweb link: <https://highwaysengland.airsweb.net/Default.aspx>

If you are having any technical issues with completing this information on Airsweb then please contact the Airsweb Supply Chain inbox via: Airswebsupplychain@highwaysengland.co.uk

The official definition of an incursion into roadworks is “an intentional or unintentional unauthorised entry into temporary traffic management by members of the public or emergency services”. In other words, an incursion is when an unauthorised vehicle or a member of the public enters the roadworks without authorisation.

- 
- Event Entry

or



Then select from the bar at the top of the main screen

- ## Event Tracking

| Enter | Search | Graphs | Reports | Export | Summary |
|-------|--------|--------|---------|--------|---------|
|-------|--------|--------|---------|--------|---------|

Please ensure all fields denoted by * are completed.


Site/Project * :

Event Type * :

Date/Time of Event * : ⓘ :

Date/Time Reported : : If time unknown, please leave blank.

- | | |
|-----------------------------|-------------------------------------|
| Event Type * | Personal Illness or Injury |
| Date/Time of Event * | Environmental |
| Date/Time Reported * | Asset Security or Personal Security |
| | Infrastructure Asset |
| | Near Miss |
| Next | Undesired Circumstance |
| Reset | Facilities Management |

5. Enter the **exact date** (from the calendar ) and **exact time** of the incursion
Please note – if you are unsure of the exact time of the incursion upon reporting, provide an estimated time. Ensure that as soon as the correct time is known that you update the record with this information.
6. Once this has been completed click **next**.
7. Under kind of event select what happened from the dropdown (please see [Appendix A](#) for a full list of available categories)

| | |
|-----------------------------|---|
| Event Type : | Near Miss |
| Kind of Event * : | Incursion; Intentional – Because of breakdown |
| Last Name * : | Hit by a moving or falling object |
| First Name * : | Hit by a moving vehicle or plant |
| Lookup Employer Name : | Incursion; Intentional – Because of breakdown |
| Employer Name * : | Incursion; Intentional - Breach of Rolling Road Block (TOS) |
| Business E-Mail Address * : | Incursion; Intentional - To seek benefit |
| Date/Time of Event : | Incursion; Intentional - To seek information |
| Date/Time Reported : | Incursion; Unintentional - Driver confused |
| | Incursion; Unintentional - Follow in |
| | Incursion; Unintentional - Result of accident |
| | Injured while handling - Lifting or Carrying |
| | Injured while handling - Pushing or Pulling |
| | Intentional illegal access to site |


8. Complete the incursion form. Mandatory fields are marked with *, however complete as many of the fields as you can to the best of your knowledge.
Providing detailed information will assist Highways England to build valuable trend analysis which will help us, in turn, protect our employees and supply chain colleagues.

Please ensure all fields denoted by * are completed.

| | |
|-----------------------------|-------------------|
| Event Type : | Near Miss |
| Kind of Event * : | |
| Person Reporting | |
| Last Name * : | |
| First Name * : | |
| Lookup Employer Name : | |
| Employer Name : | |
| Business E-Mail Address : | |
| Details of Event | |
| Date/Time of Event : | 2018-09-04T02:02 |
| Date/Time Reported : | 2018-09-17T10:09 |
| Time into Shift : | hour(s) minute(s) |
| Shift Start Date and Time : | |

Please note in accordance with GDPR personal information will not be visible and will be blanked out


9. Please now enter the exact location of the incursion utilising the fields, as shown below

| | | |
|---|--------------------------------------|--|
| Site/Project * | Office: PICCADILLY GATE - Manchester | |
| Location : | <input type="text"/> | |
| Sub Location : | <input type="text"/> | |
| Specific Location (include RCC Log no if relevant) : | <input type="text"/> | |
| Coordinates * : | <input type="text"/> | <input type="text"/>  |

To enter coordinates – select the map icon above. Once you have selected this, the following screen will pop up:

Choose Exact Location

Map Satellite



WGS84
Longitude:
Latitude:

OSGB
Northing:
Easting:

Address

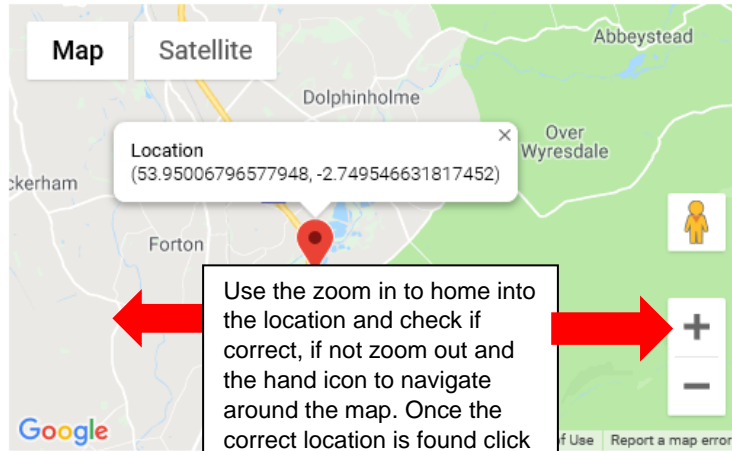
Done Use Image Cancel

Description

Once you see this screen, key the location into the top bar as below and select the arrow next to it

Choose Exact Location

Map Satellite



WGS84
Longitude: -2.749546631817452
Latitude: 53.95006796577948

OSGB
Northing: 450701.238
Easting: 350905.38

Address
M6 Lancaster LA2 9DF UK

Done Use Image Cancel

Description

Please note: this is the exact location of the incursion

10. Enter the description of the incursion in '**Describe the facts of what happened**'. Omit any personal information such as names, vehicle registration numbers and gender (referring to a person as Injured Party, Individual or they).

| | | | |
|--|--|---|--|
| Describe the facts of what happened * : | <div></div> | | |
| Immediate Actions Taken : | <div></div> | | |
| Names of Witnesses (Last Name, First Name) : | <div></div> | , | <div></div> |
| : | <div></div> | , | <div></div> |
| Additional Witnesses : | <div></div> | | |
| Security Category : | <input type="checkbox"/> Assault <input type="checkbox"/> Insecure Building Found <input type="checkbox"/> Theft | <input type="checkbox"/> Break-in to Motor Vehicle <input type="checkbox"/> Intruder in Building <input type="checkbox"/> Threatening Behaviour | <input type="checkbox"/> Disturbance <input type="checkbox"/> Substance Abuse <input type="checkbox"/> Vandalism/Malicious Damage <input type="checkbox"/> False Alarm Activation <input type="checkbox"/> Suspicious Person |
| Assailant Person Type : | <div></div> | | |
| Weapon used : | <div></div> | | |
| Police Report Filed : | <div></div> | | |
| Police Report Details : | <div></div> | | |

Core Vehicle Reporting

Was there a vehicle involved in this event? :

11. Under "Supplier Incursion assigned to" select **your** Organisation from the drop down

12. Under Contract/Activity type select the **contract** that you are working on from the list below with the Supply Chain prefix (please do not select a Highways England option)


Investigation

| | |
|---|--|
| Investigation Findings : | <div></div> |
| Who has responsibility for the Cause? : | <div></div> |
| Supplier Incident assigned to * : | <div></div> |
| Contract/Activity Type * : | <div> Highways England: Attending a Training Course Highways England: Commute to work Highways England: Driving for Work Highways England: Office based activity (Including home working and meetings) Highways England: RCC/ROC Highways England: Traffic Officer Highways England: Working away from Office (exc home working) Highways England: Working on off Network Projects Highways England: Working on the Strategic Road Network (SRN) Supply Chain: AD (All other Asset Delivery) Supply Chain: All Major Projects Works Supply Chain: ASC (Asset Support Contract) Supply Chain: Category Management - Pavement Supply Chain: CDF Supply Chain: CWF Supply Chain: DBFO Supply Chain: M&R (Maintenance & Response) Supply Chain: NRTS Supply Chain: Other Operations Contracts Supply Chain: Technology Supply Chain: Toll </div> |

Please note: if a contract type is not covered then please contact the Airsweb Supply Chain inbox

13. Complete the event Sub Type: This is where the incursion category relating to the selected Event Type is to be included (eg. for Personal Injury - RIDDOR, for Near Miss - HiPo etc.) A list of drop down options under the correlating Event Type can be found in [Appendix B](#).
14. Once you have completed as much information as you are able to then please click **'add'**. This will now have created a record like the one shown below: *Please note: the blue cross is used to censor sensitive information and/or unique identifying numbers – this will not be present on your system.*

System Event ID 

System Event ID  Created Please click below to reload the record.

[Reload record](#)

[Click here to e-mail notification of event](#)

Appendix A: Kind of event dropdown list

| Kind of Event | Event type(s) | | |
|---|----------------------------|-----------|-------------------------|
| Incursion; Intentional – Because of breakdown | Personal Illness or Injury | Near Miss | Undesired Circumstances |
| Incursion; Intentional - Breach of Rolling Road Block (TOS) | Personal Illness or Injury | Near Miss | Undesired Circumstances |
| Incursion; Intentional - To seek benefit | Personal Illness or Injury | Near Miss | Undesired Circumstances |
| Incursion; Intentional – To seek information | Personal Illness or Injury | Near Miss | Undesired Circumstances |
| Incursion; Unintentional - Driver confused | Personal Illness or Injury | Near Miss | Undesired Circumstances |
| Incursion; Unintentional - Follow in | Personal Illness or Injury | Near Miss | Undesired Circumstances |
| Incursion; Unintentional - Result of accident | Personal Illness or Injury | Near Miss | Undesired Circumstances |

| Incursion Category | Examples of Incursions |
|---|---|
| Incursion; Intentional – To seek benefit | Road is closed, driver not willing to use division route |
| | Queue jumping |
| | Breach of road closure by member of public (child needs toilet / illness) other than a rolling road block |
| | Emergency services going through under blue lights / criminal act |
| | Wilful disregard of road closure by residents to get home / work |
| | Aggressive individuals who just want to cause trouble |
| | Abnormal load movements |
| | Theft from site |
| | Taking a short cut |
| | Jumping a red light or Red X |
| | Taking Tacho breaks |
| Incursion; Intentional – Because of breakdown | Fuel / mechanical failure (actual or anticipated) |
| | As a result of a puncture (debris for example) |
| | Safe area to park (not live lane) |
| Incursion; Intentional – To seek information | To ask for directions / lost (poor signage / satnav / inquisitive driver) |
| | Request for help (emergency services etc) |
| | Delivery drivers looking for site |
| Incursion; Intentional - Breach of Rolling Road Block (TOS) | Breach of rolling road block |
| Incursion; Unintentional – Driver confused | Satnav confusion |
| | Missed / poor / confused signage |

| | |
|--|--|
| | Drive into works access point instead of merging onto motorway |
| | Foreign drivers / tourists / elderly / young (new) drivers |
| | Entering works believing that it is still open |
| | Intoxication |
| | Tunnel Vision |
| | Poorly placed works access points (top of slip road) |
| Incursion; Unintentional – Follow in | Follow in (other vehicles / work vehicles / plant) as a result of visibility |
| | Tail gating |
| Incursion; Unintentional – Result of an accident | Forced off the road as a result of debris / vehicle |
| | Following an accident (spin off / pushed) |
| | Witness |
| | Medical staff offering assistance following an incident |
| | Avoid an incident in front |

Appendix B Event Sub Type Lists

| Event Type | Event Subtype |
|----------------------------|--|
| Personal Illness or Injury | RIDDOR Fatality |
| | RIDDOR - Specified Injury |
| | RIDDOR > 7 Days |
| | 4 to 7 Day Injury |
| | 1 to 3 Day Injury |
| | Fatality Non RIDDOR |
| | RIDDOR Member of the public hospital adm |
| | No Lost Time Injury |
| | Non-RIDDOR – Specified Injury |

| Event Type | Event Subtype |
|------------|--|
| Near Miss | High Potential RIDDOR chance avoidance |
| | High Potential RIDDOR intervention by person |
| | High Potential non-RIDDOR chance avoidance |
| | High Potential non-RIDDOR intervention by person |

| Event Type | Event Subtype |
|------------------------|-------------------------|
| Undesired Circumstance | Pro-Active Intervention |
| | Observation |