

National Highways supply chain colleagues – Downloading the HART App onto a Mobile Device.


This guidance is designed to assist users in every step of the process when downloading the HART App onto a mobile device

Highways Accident Reporting Tool can be accessed here:
<https://ehsuk.ecoonline.net/nationalhighways>

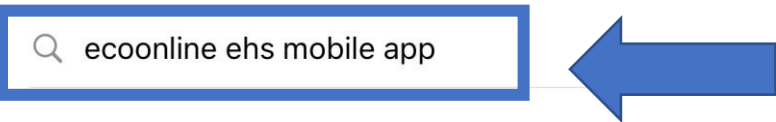

If you are experiencing any technical issues with using
Highways Accident Reporting Tool, please contact us via;
HARTsupplychain@nationalhighways.co.uk

Highways Accident Reporting Tool - supply chain colleagues guidance - Downloading the HART App onto a Mobile Device.

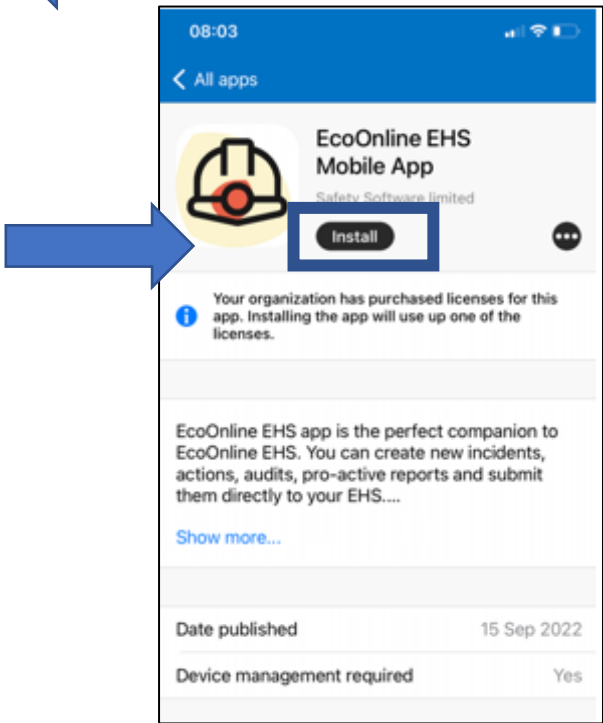
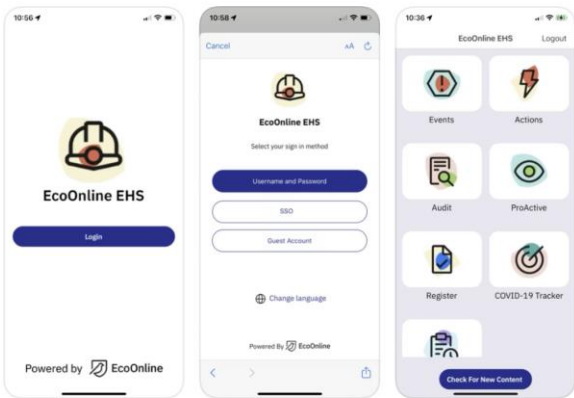

- 1. Log into your company phone/tablet in the usual way.
- 2. Go to your company approved ‘app store’



- 3. Once opened, search for ‘EcoOnline EHS Mobile App’




- 4. Select ‘get’ or ‘install’ to install the app onto your device



Pop up windows may appear requesting access to location data and photos / videos. These need to be accepted to enable Google Maps to work within recording accurate location data and allow photos/videos to be uploaded if required.



5. Once installed, the HART App (EcoOnline EHS) will show on your desktop.



6. **Open the app** and select **‘Login’**. When prompted select **‘continue’** to allow access via **‘airsweb.net’**. When prompted, enter **‘nationalhighways’** into the company ID field and select the **‘continue to login’** button

The app's home screen shows the EcoOnline EHS logo and a blue 'Login' button. A large blue arrow points from the bottom left towards the 'Login' button.

"EcoOnline EHS" Wants to Use "airsweb.net" to Sign In
This allows the app and website to share information about you.

Cancel Continue

There are no spaces (as can be seen in the screen-print), between National Highways when entering this into the Company ID field

A yellow lightbulb icon indicating a tip or important note.

The login screen shows the 'Company ID' field with 'nationalhighways' entered. A blue box highlights the field and the 'Continue to login' button. Below is a keyboard with 'nationalhighways' typed in.

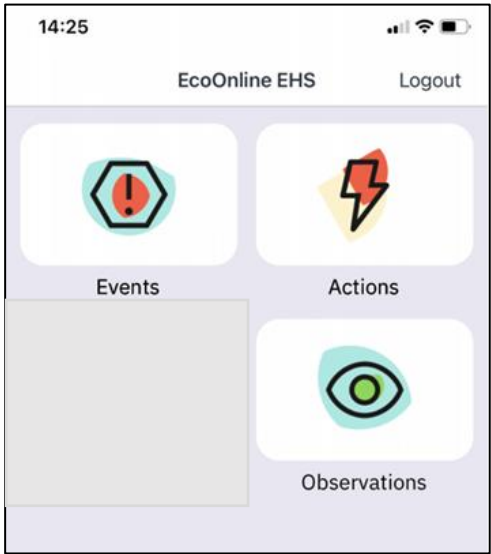
7. Select the **Username and Password** button to access HART. From here, reporting into HART follows the same process as on the HART desktop version.

The screen shows two sign-in options: 'Username and Password' (highlighted with a blue box and a blue arrow) and 'National Highways Employees'. A blue arrow points from the text box on the right to the 'Username and Password' button.

For Supply Chain Colleagues, please click on the ‘Username and Password’ button.

Your Username & Password is the same as you use to access the web-based HART site

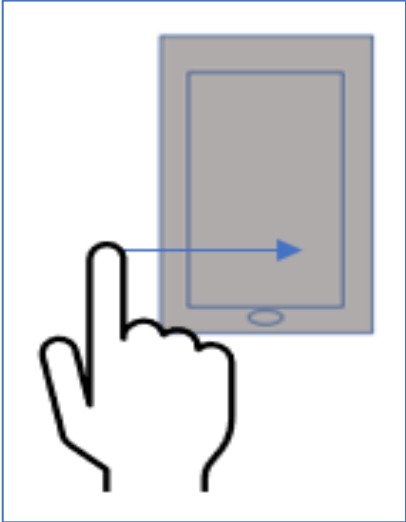
8. On the HART homepage you will see the modules available to you via the App.




The modules visible to you may be less than when accessing HART via the desktop/web version. The App is designed for easier access to reporting and therefore, performing queries on data already entered and/or viewing dashboards is not available via the App.



Please note: within the HART App, the screens re-size automatically to fit the size of the device screen. If tabs are not visible when completing forms, either '**swipe right**' or select the **3 lines**, to display the tabs.



9. From the HART Homepage you are able to access the module you require via the relevant tile. Simply **select** the relevant tile you require for each of the modules available.

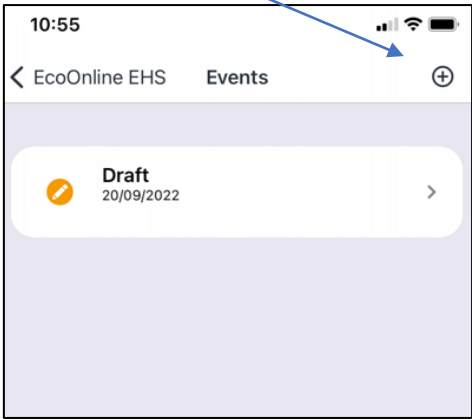
Each module allows you to **add** (by clicking on the 'add'  icon).

Records listed with an amber pencil icon still require more information to reach the investigation/completion stage.

Events – The module used to record all safety events

Actions – The module used to set / record specific actions (either linked to an event or as a standalone action)

Observations – The module used to record positive observations and safety alerts



Supporting guidance for our Highways Accident Reporting Tool (HART) is available;

For Supply Chain colleagues via the HART Supply Chain SharePoint site

