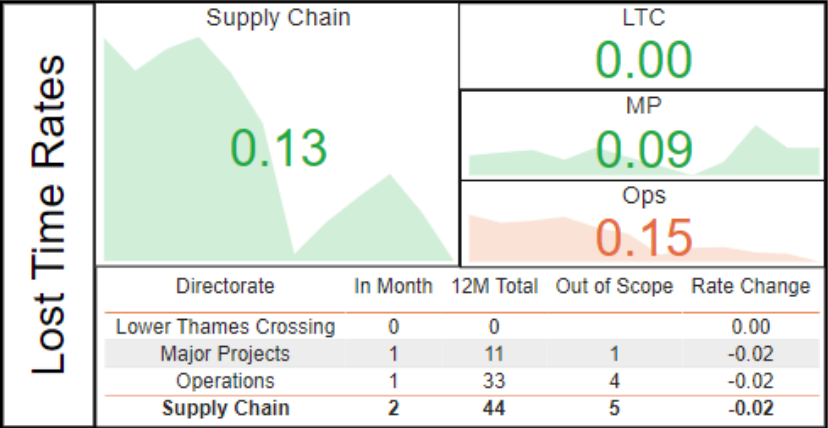
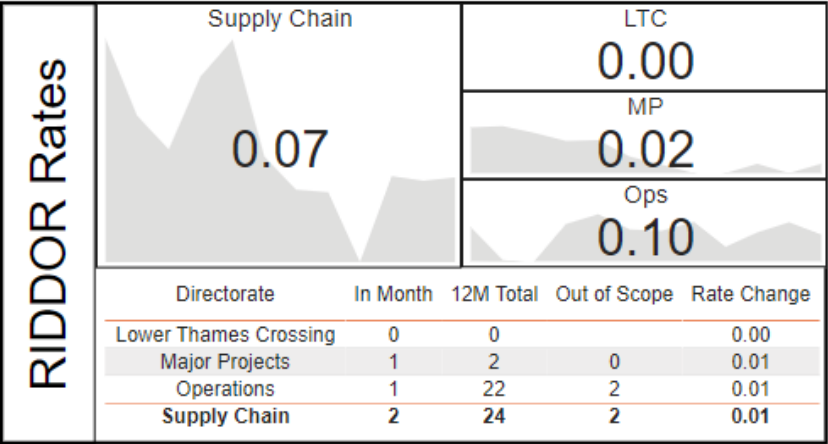


# February 2024 Summary Health Safety & Wellbeing Performance Report

Board Sponsor: Lawrence Gosden  
Executive Sponsor: Mike Wilson  
Authors: Melanie Clarke and Sheena Hague



All data included within this report is up to date as of **4 March 2024**. This performance report is provided to assist the Board and Executive to fulfil their leadership and management responsibilities in respect of health and safety. All incidents within the report have been reviewed by the Health, Safety & Wellbeing Division.

Please note: Incidents move out of scope once the duration of 12 months has passed. For example, if an incident occurs in February, it will remain within the frequency rate until January. The following month it will move out of scope for rate calculations.

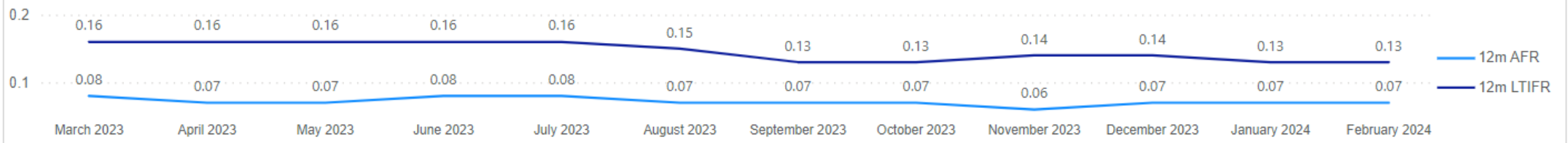
### Supply Chain RIDDORs

Directorate	In Month	Rate	3 Month Rate	12 Month AFR
Operations	1	0.05	4	0.08
Major Projects	1	0.09	2	0.07
Lower Thames Crossing	0	0.00	0	0.00
<b>Supply Chain</b>	<b>2</b>	<b>0.07</b>	<b>6</b>	<b>0.07</b>

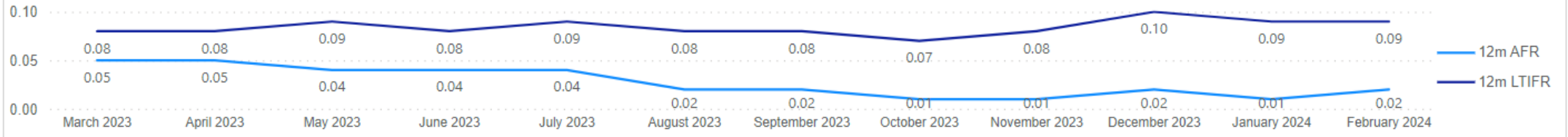
### Supply Chain Lost Time Incidents

Directorate	In Month	Rate	3 Month Rate	12 Month	Status
Major Projects	1	0.09	4	0.14	0.09 ✓
Operations	1	0.05	5	0.10	0.15 !
Lower Thames Crossing	0	0.00	0	0.00	0.00 ✓
<b>Supply Chain</b>	<b>2</b>	<b>0.07</b>	<b>9</b>	<b>0.11</b>	<b>0.13</b> ✓

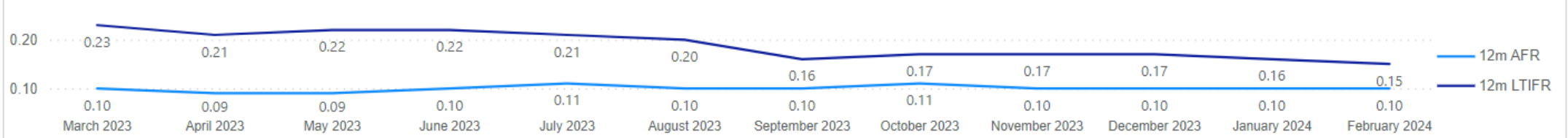
#### Supply Chain Lost Time Incidents & RIDDORs Rate



#### Major Projects Lost Time Incidents & RIDDORs Rate



#### Operations Lost Time Incidents & RIDDORs Rate



#### Lower Thames Crossing Lost Time Incidents & RIDDORs Rate



Red	Amber	Green
✘	!	✓
≥ 0.165	0.15-0.165	≤ 0.15

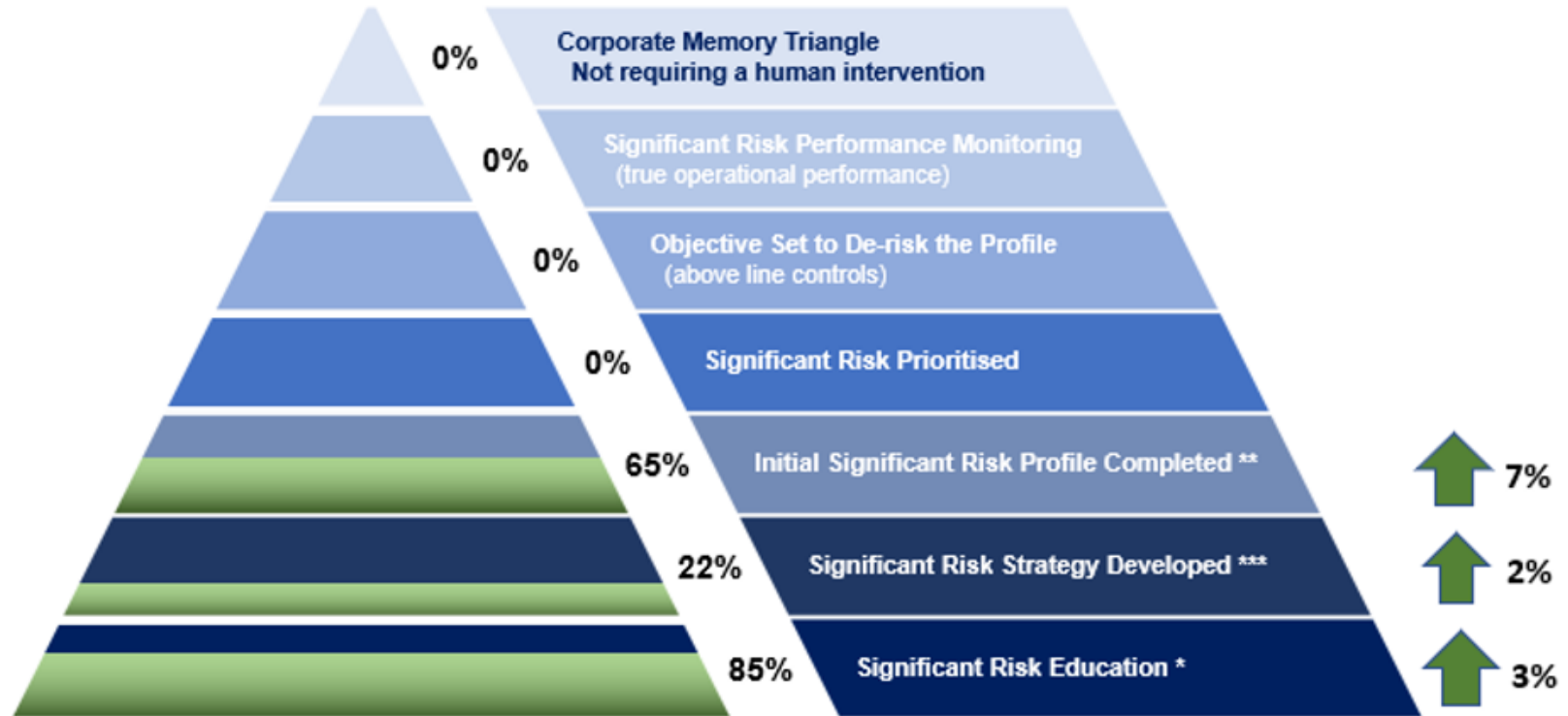


The Supply Chain Safety Leadership Group with our full support, are implementing a Significant Risk approach. This aims to eliminate the significant risks that cause life-changing harm to those working on the strategic road network. Significant risk profiling carried out across the supply chain has identified significant risks of which the top 9 will be focused upon first. This Leading Indicator is the fundamental building block and must be delivered and embedded to ensure success as we move forward with the 9 Significant Risks.

**In-month commentary:**

Engagement with the supply chain continues, to increase completion and returns of significant risk profiles and strategies.

The performance group are now focusing on the top half of the triangle and assisting the significant risk groups in the building their Leading Indicator Triangles.



\* Significant Risk Education CEO/MD Engagement (88 out of 103 suppliers engaged)

\*\* Initial Significant Risk Profile Completed (67 out of 103 suppliers)




\*\*\* Significant Risk Strategy Developed (23 out of 103 suppliers)

# Supplier Performance: all suppliers who have reported hours and / or events in the past 12 months are shown here

Supplier	Total Hours	Lost Time Incidents	Lost Time Rate	RIDDORs	AFR	Service Strikes
Universal Sealants	4,562	1	21.92	1	21.92	0
XEIAD	17,848	1	5.60	1	5.60	1
40Seven Ltd	19,135	1	5.23	1	5.23	0
Wilson and Scott	23,534	1	4.25	0	0.00	0
Littlewood Fencing	23,755	1	4.21	0	0.00	0
Tilbury Douglas	61,432	1	1.63	0	0.00	0
*	76,129	1	1.31	1	1.31	2
Egis	375,475	4	1.07	2	0.53	0
Concrete Repairs Ltd	255,862	2	0.78	1	0.39	0
Eurovia UK	176,028	1	0.57	1	0.57	0
RSK Environment Ltd	176,515	1	0.57	0	0.00	2
Premier Traffic Management	229,931	1	0.43	0	0.00	0
Autolink Concessionaires (A19) Ltd	469,429	2	0.43	1	0.21	0
Volker Laser Ltd	276,028	1	0.36	1	0.36	0
CHC Highways	443,388	1	0.23	2	0.45	0
Morgan Sindall	1,113,737	2	0.18	1	0.09	1
Costain	3,422,912	6	0.18	0	0.00	10
Colas	1,303,617	2	0.15	2	0.15	1
Telent	673,955	1	0.15	0	0.00	1
Amey	2,972,382	4	0.13	3	0.10	4
Galliford Try	803,141	1	0.12	0	0.00	4
Kier	3,323,520	4	0.12	2	0.06	2
Tarmac	855,641	1	0.12	1	0.12	1
Ringway Ltd	1,250,438	1	0.08	1	0.08	0
Skanska	1,340,593	1	0.07	1	0.07	4
Balfour Beatty	3,221,874	1	0.03	1	0.03	16
AC Landscapes & Treeworks UK Ltd	28,279	0	0.00	0	0.00	0
Actica	18,564	0	0.00	0	0.00	0
AE Yates	191,073	0	0.00	0	0.00	1
Aecom	97,121	0	0.00	0	0.00	0

## Targets

### Lost Time Incidents

Red 	Amber 	Green 
≥0.165	0.15-0.165	≤ 0.15

\* Event 150469 Area 12 is currently awaiting investigation and a supplier name to be assigned.

Supplier	Total Hours	Lost Time Incidents	Lost Time Rate	RIDDORs	AFR	Service Strikes
Aggregate Industries	169,685	0	0.00	0	0.00	1
AMCO Giffen	90,833	0	0.00	0	0.00	1
Arcadis	150,821	0	0.00	0	0.00	0
Arup	12,825	0	0.00	0	0.00	0
Associated Asphalt Contracting Limited	19,222	0	0.00	0	0.00	0
Atkins	334,338	0	0.00	0	0.00	0
ATM (Ainsty Timber Marketing Ltd)	17,466	0	0.00	0	0.00	0
Balvac	37,310	0	0.00	0	0.00	0
BAM Nuttall	22,674	0	0.00	0	0.00	0
Breedon Bow Highways	4,360	0	0.00	0	0.00	0
Capita	355	0	0.00	0	0.00	0
Carnell Support Services Ltd	348,431	0	0.00	0	0.00	0
Carter Jonas	97,256	0	0.00	0	0.00	0
Chevron	991,271	0	0.00	0	0.00	0
Chevron Green / Acones	26,140	0	0.00	0	0.00	0
Connect Plus	2,677,070	0	0.00	0	0.00	0
COWI	65,301	0	0.00	0	0.00	0
Crown Highways	71,971	0	0.00	0	0.00	1
Crown Plus	27,037	0	0.00	0	0.00	0
DDC Engineering Solutions	11,805	0	0.00	0	0.00	0
DSD Construction Ltd	19,532	0	0.00	0	0.00	0
Dyer and Butler	21,427	0	0.00	0	0.00	0
Enerveo	7,961	0	0.00	0	0.00	0
Evander	9,408	0	0.00	0	0.00	0
Farrans	29,586	0	0.00	0	0.00	0
Fluor	47,476	0	0.00	0	0.00	0
FM Conway	78,410	0	0.00	0	0.00	1
FMG	73,242	0	0.00	0	0.00	0
Forest Support Services	62,274	0	0.00	0	0.00	0
Forkers Ltd	3,150	0	0.00	0	0.00	0
UK Highways M40 **		0		0	NaN	1

**Targets**

## Lost Time Incidents

Red	Amber	Green
✘	!	✔
≥0.165	0.15-0.165	≤ 0.15

\*\* relates to event 149634 DBFO - M40 J1-15 Denham to Warwick (area 30) and is being looked into (possibly assigned to wrong supplier)

Supplier	Total Hours	Lost Time Incidents	Lost Time Rate	RIDDORs	AFR	Service Strikes
Freyssinet	14,658	0	0.00	0	0.00	0
Graham Construction	599,225	0	0.00	0	0.00	5
Green Valley Arborists	31,380	0	0.00	0	0.00	0
Ground Control	32,838	0	0.00	0	0.00	0
Hailsham Roadways Construction Co Ltd	14,958	0	0.00	0	0.00	0
Hanson	144,151	0	0.00	0	0.00	0
High Court Enforcement Group	300	0	0.00	0	0.00	0
Huyton Asphalt	630	0	0.00	0	0.00	0
HW Martin Safety Fencing Ltd	13,327	0	0.00	0	0.00	1
HW Martin Traffic Management	879,091	0	0.00	0	0.00	0
Inertia Consulting	13,089	0	0.00	0	0.00	0
J McCann	141,035	0	0.00	0	0.00	0
Jacobs	1,052,582	0	0.00	0	0.00	0
Joe Roocroft & Sons Ltd	120,938	0	0.00	0	0.00	1
John Sisk	516,362	0	0.00	0	0.00	2
Jointline Limited	11,213	0	0.00	0	0.00	0
Keltbray (formerly NMCN)	543,570	0	0.00	0	0.00	6
L & R Roadlines	516	0	0.00	0	0.00	0
M J Church	91,040	0	0.00	0	0.00	3
Malcolm Hughes	4,732	0	0.00	0	0.00	0
Mason Street Furniture LTD (MSF Ltd)	14,361	0	0.00	0	0.00	0
Metrail Construction Ltd	25,248	0	0.00	0	0.00	0
Milestone Infrastructure	39,087	0	0.00	0	0.00	0
Mott MacDonald	56,549	0	0.00	0	0.00	0
Multipave NW Ltd	2,689	0	0.00	0	0.00	0
Murphy Geospatial	6,817	0	0.00	0	0.00	0
Mway Comms	46,599	0	0.00	0	0.00	0
National Highways	3,215	0	0.00	0	0.00	0
Octavius Infrastructure	279,341	0	0.00	0	0.00	0

## Targets

### Lost Time Incidents

Red	Amber	Green
✘	!	✓
≥0.165	0.15-0.165	≤ 0.15

Supplier	Total Hours	Lost Time Incidents	Lost Time Rate	RIDDORs	AFR	Service Strikes
P J Chaffin Ltd	15,440	0	0.00	0	0.00	0
Pell Frischmann	3,739	0	0.00	0	0.00	0
Perfect Circle	10,063	0	0.00	0	0.00	0
Premier Road Markings Limited	20,953	0	0.00	0	0.00	0
PTS Ltd	4,132	0	0.00	0	0.00	0
R W Civil Engineering	851	0	0.00	0	0.00	0
Redflex	11,979	0	0.00	0	0.00	0
Road Link A69 Ltd	57,145	0	0.00	0	0.00	0
Road Management Services	118,969	0	0.00	0	0.00	2
Route One Infrastructure	21,988	0	0.00	0	0.00	0
RPS Group	0	0		0	NaN	0
Sir Robert McAlpine	84,792	0	0.00	0	0.00	2
Soil Engineering	100	0	0.00	0	0.00	0
Sopra Steria Ltd	71,590	0	0.00	0	0.00	0
Strata Geotechnics	2,718	0	0.00	0	0.00	0
Stroma	13,660	0	0.00	0	0.00	0
SWH	800	0	0.00	0	0.00	0
Taylor Woodrow	101,782	0	0.00	0	0.00	1
Tetra Tech	21,567	0	0.00	0	0.00	0
Toppesfield	8,387	0	0.00	0	0.00	0
Tripod Crest Ltd	2,701	0	0.00	0	0.00	1
TRL	3,145	0	0.00	0	0.00	0
Turner & Townsend International	62,846	0	0.00	0	0.00	0
Up and Under Group	28,657	0	0.00	0	0.00	0
Volker Fitzpatrick	157,687	0	0.00	0	0.00	0
VVB	5,612	0	0.00	0	0.00	0
Wessex Archaeology	13,496	0	0.00	0	0.00	0
Winvic	194,832	0	0.00	0	0.00	1
WJ North Limited	44,177	0	0.00	0	0.00	0
WJ South	92,095	0	0.00	0	0.00	0
WSP	435,647	0	0.00	0	0.00	0
<b>Total</b>	<b>35,085,626</b>	<b>44</b>	<b>0.13</b>	<b>24</b>	<b>0.07</b>	<b>80</b>

## Targets

### Lost Time Incidents

Red	Amber	Green
✘	!	✔
≥0.165	0.15-0.165	≤ 0.15



Programme	Total Hours	Lost Time Incidents	Lost Time Rate	RIDDORs	AFR	Service Strikes
<b>RIP</b>	<b>9,443,991</b>	<b>7</b>	<b>0.07</b>	<b>1</b>	<b>0.01</b>	<b>45</b>
South West	2,090,905	3	0.14	0	0.00	7
North West	1,952,284	1	0.05	0	0.00	5
South East	1,897,777	0	0.00	0	0.00	15
Yorkshire & North East	1,725,334	3	0.17	1	0.06	13
Midlands	1,229,691	0	0.00	0	0.00	5
East	548,000	0	0.00	0	0.00	0
<b>SMP</b>	<b>2,535,395</b>	<b>3</b>	<b>0.12</b>	<b>0</b>	<b>0.00</b>	<b>5</b>
North West	773,461	1	0.13	0	0.00	0
Midlands	519,989	1	0.19	0	0.00	1
Yorkshire & North East	452,070	1	0.22	0	0.00	0
South East	336,919	0	0.00	0	0.00	1
East	218,168	0	0.00	0	0.00	3
National	136,233					
South West	98,555	0	0.00	0	0.00	0
<b>CIP</b>	<b>591,515</b>	<b>1</b>	<b>0.17</b>	<b>1</b>	<b>0.17</b>	<b>0</b>
East	515,907	1	0.19	1	0.19	0
South West	68,071	0	0.00	0	0.00	0
Yorkshire & North East	7,537					
<b>Total</b>	<b>12,570,901</b>	<b>11</b>	<b>0.09</b>	<b>2</b>	<b>0.02</b>	<b>50</b>

**Targets**

## Lost Time Incidents

Red	Amber	Green
⊗	!	✓
≥0.165	0.15-0.165	≤ 0.15

Rows with no data/rates means the site/projects have not loaded any incident data in HART within the past 12 months.

Region	Total Hours	Lost Time Incidents	Lost Time Rate	RIDDORs	AFR	Service Strikes
<b>East</b>	<b>3,499,163</b>	<b>6</b>	<b>0.17</b>	<b>4</b>	<b>0.11</b>	<b>4</b>
Area 6 & 8	1,611,097	1	0.06	1	0.06	3
AD - M&R - Eight	790,440	1	0.13	1	0.13	0
DBFO - M40 J1-15 Denham to Warwick (area 30)	375,475	4	1.07	2	0.53	1
AD - Design - Eight	318,748					
AD - Construction - Eight	201,582	0	0.00	0	0.00	0
Pavements - Six & Eight	135,539	0	0.00	0	0.00	0
DBFO - A1(M) Alconbury to Peterborough	56,854	0	0.00	0	0.00	0
TST - TST(I) - Eight	9,072	0	0.00	0	0.00	0
CPMS M0025 Operations East 20/21 H&S Close Out	356					
<b>Total</b>	<b>3,499,163</b>	<b>6</b>	<b>0.17</b>	<b>4</b>	<b>0.11</b>	<b>4</b>

Region	Total Hours	Lost Time Incidents	Lost Time Rate	RIDDORs	AFR	Service Strikes
<b>South East</b>	<b>5,489,536</b>	<b>5</b>	<b>0.09</b>	<b>2</b>	<b>0.04</b>	<b>9</b>
DBFO - M25 (Area 5)	2,677,070	0	0.00	0	0.00	0
Area 3	1,209,053	2	0.17	1	0.08	1
Area 4	1,101,598	3	0.27	1	0.09	6
M20 Quick Moveable Barrier Project	216,653	0	0.00	0	0.00	0
Pavements - Four	105,017	0	0.00	0	0.00	2
ASC & PAD - Four	71,906					
Pavements - Three	37,838					
AD - M&R - Four	29,422	0	0.00	0	0.00	0
RTMC - M25 Regional Technology Contract	24,539					
TST - TST(N) - Four	12,084	0	0.00	0	0.00	0
AD - Design - Four	2,650					
TST - TST(I) - Four	1,706	0	0.00	0	0.00	0
AD - Construction - Four		0		0	NaN	0
<b>Total</b>	<b>5,489,536</b>	<b>5</b>	<b>0.09</b>	<b>2</b>	<b>0.04</b>	<b>9</b>

### Targets

#### Lost Time Incidents

Red	Amber	Green
✘	!	✔
≥0.165	0.15-0.165	≤ 0.15

Rows with no data/rates means the site/projects have not loaded any incident data in HART within the past 12 months.

Region	Total Hours	Lost Time Incidents	Lost Time Rate	RIDDORs	AFR	Service Strikes
<b>Midlands</b>	<b>3,804,216</b>	<b>5</b>	<b>0.13</b>	<b>4</b>	<b>0.11</b>	<b>5</b>
Area 9	1,960,787	3	0.15	2	0.10	2
Area 7	1,027,364	1	0.10	1	0.10	0
AD - M&R - Seven	649,263	1	0.15	1	0.15	3
DBFO - A50 / A564 Stoke to Derby	88,685	0	0.00	0	0.00	0
Pavements - Seven	26,785	0	0.00	0	0.00	0
Pavements - Nine	21,366	0	0.00	0	0.00	0
TST - TST(N) - Seven	13,501					
AD - Construction - Seven	13,407	0	0.00	0	0.00	0
AD - Design - Seven	3,058	0	0.00	0	0.00	0
<b>Total</b>	<b>3,804,216</b>	<b>5</b>	<b>0.13</b>	<b>4</b>	<b>0.11</b>	<b>5</b>

Region	Total Hours	Lost Time Incidents	Lost Time Rate	RIDDORs	AFR	Service Strikes
<b>North West</b>	<b>2,760,776</b>	<b>5</b>	<b>0.18</b>	<b>4</b>	<b>0.14</b>	<b>5</b>
Area 10	887,618	1	0.11	1	0.11	2
Area 13	653,593	0	0.00	0	0.00	1
AD - M&R - Ten	566,076	2	0.35	1	0.18	0
AD - M&R - Thirteen	482,983	2	0.41	2	0.41	0
Pavements - Ten	66,934	0	0.00	0	0.00	0
AD - Construction - Ten	63,015	0	0.00	0	0.00	0
Pavements - Thirteen	32,268	0	0.00	0	0.00	1
TST - TST(N) - Ten	5,652					
AD - Construction - Thirteen	1,571	0	0.00	0	0.00	1
TST - TST(I) - Ten	1,066					
AD - Design - Ten		0		0	NaN	0
<b>Total</b>	<b>2,760,776</b>	<b>5</b>	<b>0.18</b>	<b>4</b>	<b>0.14</b>	<b>5</b>

**Targets**

## Lost Time Incidents

Red	Amber	Green
✘	!	✔
≥0.165	0.15-0.165	≤ 0.15

Rows with no data/rates means the site/projects have not loaded any incident data in HART within the past 12 months.

Region	Total Hours	Lost Time Incidents	Lost Time Rate	RIDDORs	AFR	Service Strikes
<b>Yorkshire &amp; North East</b>	<b>3,452,188</b>	<b>7</b>	<b>0.20</b>	<b>6</b>	<b>0.17</b>	<b>3</b>
Area 12	824,486	1	0.12	1	0.12	1
AD - M&R - Twelve	697,960	0	0.00	0	0.00	0
Area 14	566,398	3	0.53	2	0.35	2
DBFO - A168 / A19 Dishforth to Tyne Tunnel	469,429	2	0.43	1	0.21	0
AD - M&R - Fourteen	443,388	1	0.23	2	0.45	0
DBFO - M62 J28 - J29 & M1 J42 – M621 J7 Concrete Barrier Scheme	102,190	0	0.00	0	0.00	0
DBFO - A1 Darrington to Dishforth	90,954	0	0.00	0	0.00	0
DBFO - M1 - A1 Link Road	76,232	0	0.00	0	0.00	0
Pavements - Twelve	60,457	0	0.00	0	0.00	0
DBFO - A69 Carlisle to Newcastle	57,145	0	0.00	0	0.00	0
Pavements - Fourteen	42,327	0	0.00	0	0.00	0
DBFO - M1/A1 CSB Scheme 3 (M1 junction 45 to A1(M) Junction 44)	16,219					
TST - TST(N) - Twelve	2,688					
TST - TST(I) - Twelve	1,312					
AD - Construction - Fourteen	1,003	0	0.00	0	0.00	0
AD - Construction - Twelve		0		0	NaN	0
AD - Design - Fourteen		0		0	NaN	0
M606 M621 M62 2015/16		0		0	NaN	0
<b>Total</b>	<b>3,452,188</b>	<b>7</b>	<b>0.20</b>	<b>6</b>	<b>0.17</b>	<b>3</b>

## Targets




### Lost Time Incidents

Red	Amber	Green
✘	!	✔
≥0.165	0.15-0.165	≤ 0.15

Rows with no data/rates means the site/projects have not loaded any incident data in HART within the past 12 months.

Region	Total Hours	Lost Time Incidents	Lost Time Rate	RIDDORs	AFR	Service Strikes
<b>South West</b>	<b>1,654,063</b>	<b>3</b>	<b>0.18</b>	<b>1</b>	<b>0.06</b>	<b>4</b>
Area 1 & 2	730,373	2	0.27	0	0.00	0
AD - M&R - One	463,218	0	0.00	0	0.00	0
AD - SBIM - One	218,145	0	0.00	0	0.00	0
Pavements - One & Two	85,706	0	0.00	0	0.00	1
DBFO - A30 / A35 Exeter to Bere Regis	68,099	0	0.00	0	0.00	0
DBFO - A419 / A417 Swindon to Gloucester	62,641	0	0.00	0	0.00	2
TST - TST(N) - One	22,113	1	4.52	1	4.52	1
TST - TST(I) - One	2,408					
AD - Construction - One	1,360					
<b>Total</b>	<b>1,654,063</b>	<b>3</b>	<b>0.18</b>	<b>1</b>	<b>0.06</b>	<b>4</b>

**Targets**  
Lost Time Incidents

Red 	Amber 	Green 
≥0.165	0.15-0.165	≤ 0.15

Region	Total Hours	Lost Time Incidents	Lost Time Rate	RIDDORs	AFR	Service Strikes
<b>National</b>	<b>1,186,839</b>	<b>2</b>	<b>0.17</b>	<b>1</b>	<b>0.08</b>	<b>0</b>
National Roads Telecommunications Services	586,857	1	0.17	0	0.00	0
National Highways TFM	314,748	1	0.32	1	0.32	0
Estates and Property Services	97,256	0	0.00	0	0.00	0
NGVR National - Next Generation Vehicle Recovery	73,242	0	0.00	0	0.00	0
National Traffic Information Service	71,590					
National Expert Control Room Tech Support -NECoRTS2	14,520					
HE Noise Insulation Project	12,603					
Redflex Speed Cameras	11,979					
National Expert Control Room Tech Support -NECoRTS (to 30 April 2023)	4,044					
Corrosion Protection of Steelwork (STACP2)		0		0	NaN	0
<b>Total</b>	<b>1,186,839</b>	<b>2</b>	<b>0.17</b>	<b>1</b>	<b>0.08</b>	<b>0</b>

Rows with no data/rates means the site/projects have not loaded any incident data in HART within the past 12 months.

Major Projects		Event Type: RIDDOR - Specified Injury	HART ref: 150000
Project Name:	MP-0246 - A428 Black Cat to Caxton Gibbet - CIP		
Location:	A421 near Roxton		
Date: 6/02/2024	Operative was moving roll of Teram that had been placed at the top pf the ramp ready to be rolled out , moving it to straighten the roll so it would roll down correctly . As they lifted the end of the Teram up they lost balance and their right ankle rolled and they fell to the floor. Operative received an Xray on the day of the incident, the medical professional advised them that they had a sprain to muscle and bruising but to keep mobile and take prescribed painkillers. The operative followed said advice but in the following days the pain and swelling got worse , they then went to their local hospital and was seen by the fracture clinic who then re looked at the original Xray and determined that the operative had an alluvium fracture of the metatarsal. The operative was then asked to wear a protective boot and was issued a non - fit to work certificate		
Kind of event: Fell from Same Level			
Contractor: Skanska			
Employer: Skanska			



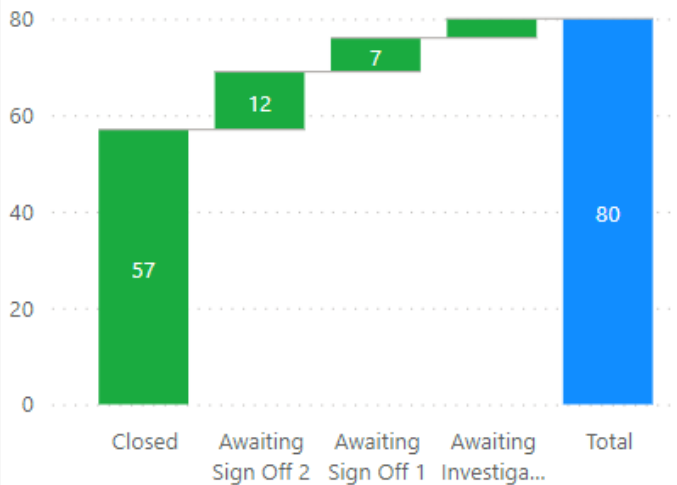
Operations		Event Type: RIDDOR - Specified Injury	HART ref: 150469
Project Name:	Area 12		
Location:	Concrete Repairs Ltd site compound of Outmill lane Beltoft		
Date: 21/02/2024	An operative was hitching up a twin axle trailer loaded with a water management silt buster unit. When attempting to couple the trailer to the works vehicle, the trailer tow arm dropped and hit the operative on the top of their foot. The impact from the trailer tow arm was above the protective toecap of the operative's safety boots and resulted in the operative suffering a broken foot.		
Kind of Event: Investigation not completed, hence no kind of event			
Contractor: Investigation not completed, hence no contractor			
Employer: Concrete Repairs Ltd			



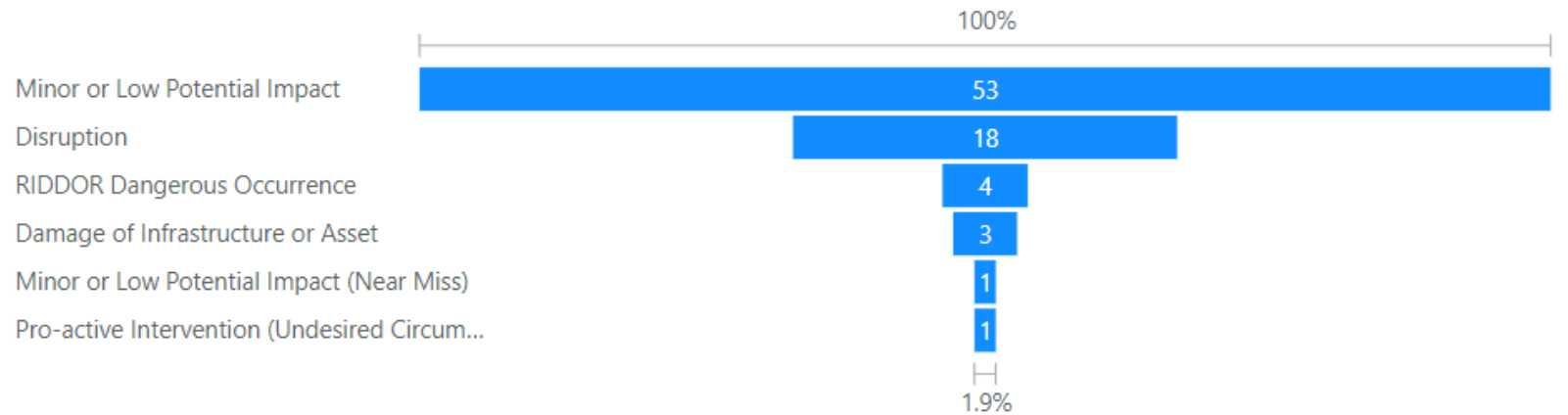
### Supply Chain Rolling 12 Months Service Strikes

Directorate	Service Strike
<b>Major Projects</b>	<b>50</b>
Service strike electricity	22
Service strike Telecom	8
Service strike water	7
Service strike other cables or pipelines	6
Service strike Drainage	3
Service strike CCTV	2
Service strike gas	2
<b>Operations</b>	<b>30</b>
Service strike electricity	9
Service strike Telecom	8
Service strike gas	4
Service strike other cables or pipelines	4
Service strike water	3
Service strike CCTV	2
<b>Total</b>	<b>80</b>

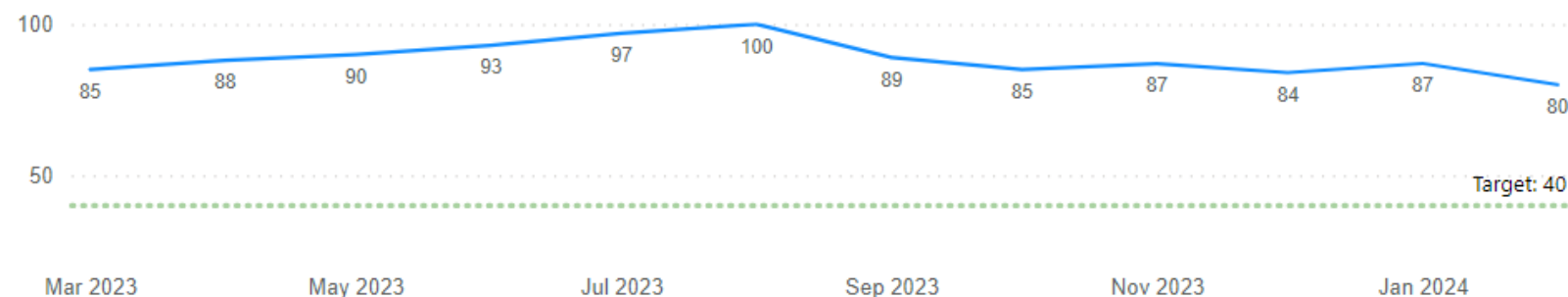
### Supply Chain Rolling 12 Month Service Strikes Status



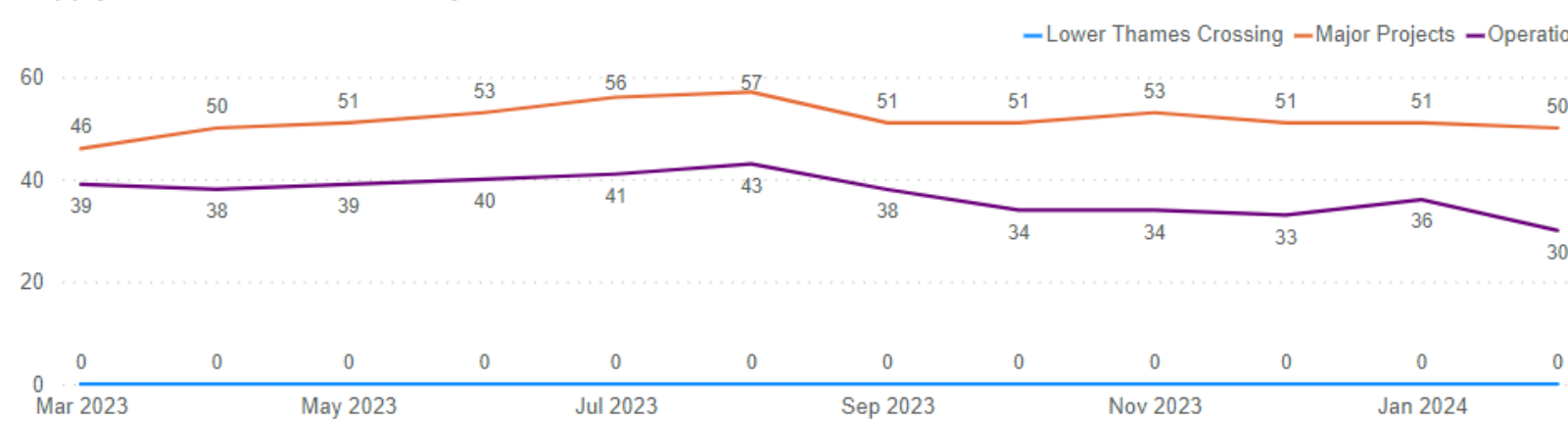
### Supply Chain Rolling 12 Months Service Strikes by Event Sub Type



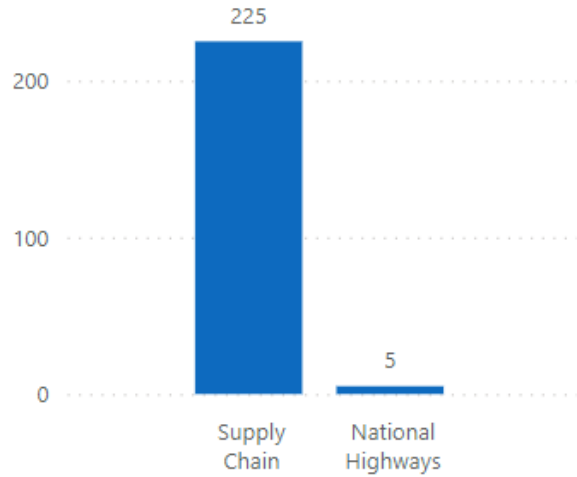
### Supply Chain Service Strikes



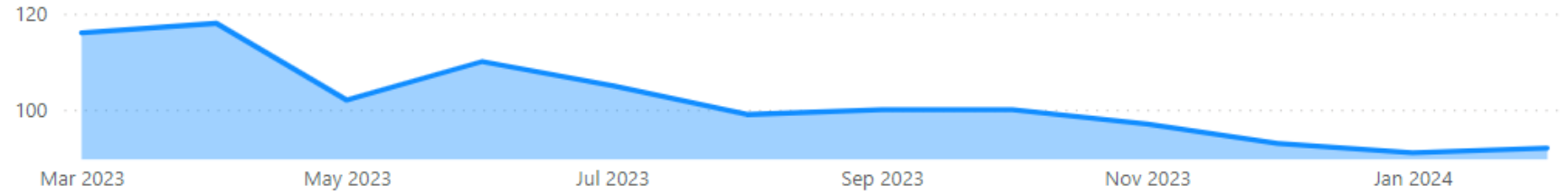
### Supply Chain Service Strikes by Directorate



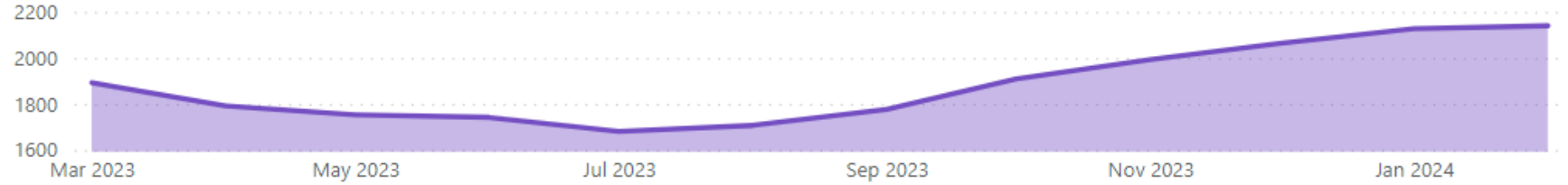
In Month Vehicle Incursion by Division



NH Rolling 12 Months Vehicle Incursions



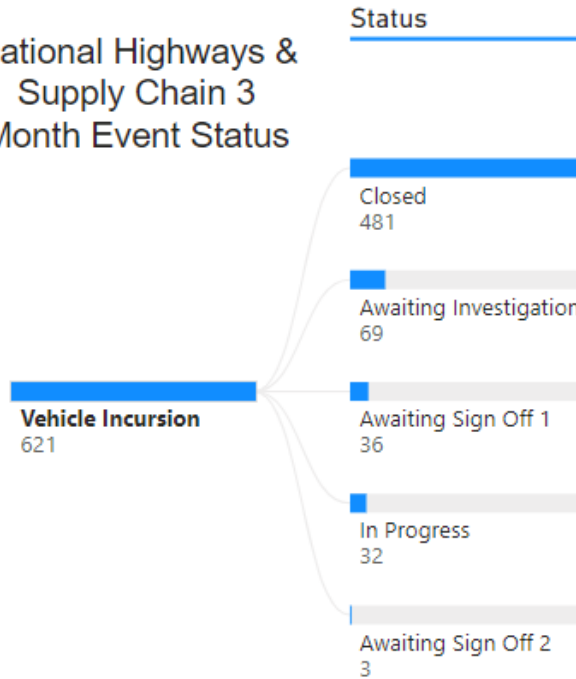
Supply Chain Rolling 12 Months Vehicle Incursions



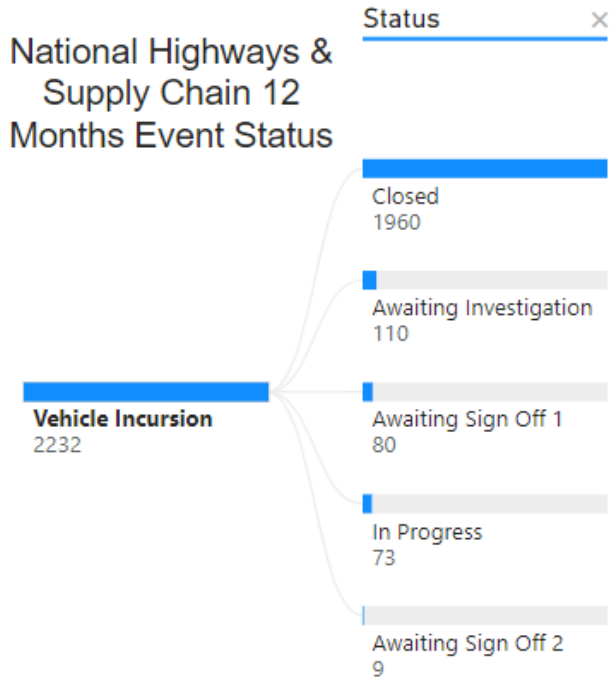
National Highways & Supply Chain Rolling 12 Months Vehicle Incursions

Directorate	December 2023	January 2024	February 2024	Total
Lower Thames Crossing	0	0	0	0
Major Projects	958	980	976	976
NH Offices & Depots	13	12	12	12
Operations	1105	1147	1164	1164
Outstations & ROCs	80	79	80	80
<b>Total</b>	<b>2156</b>	<b>2218</b>	<b>2232</b>	<b>2232</b>

National Highways & Supply Chain 3 Month Event Status



National Highways & Supply Chain 12 Months Event Status



National Highways & Supply Chain In Month Vehicle Incursion

Directorate	December 2023	January 2024	February 2024	Total
Lower Thames Crossing			0	0
Major Projects	119	89	87	295
NH Offices & Depots	0	0	0	0
Operations	47	123	138	308
Outstations & ROCs	6	7	5	18
<b>Total</b>	<b>172</b>	<b>219</b>	<b>230</b>	<b>621</b>



## Health Safety & Wellbeing Division updates

- **Safety Alerts:** There has been 1 SafetyAlert issued in the month of February:

- [NHa 347 National Highways Safety Alert for Information - M4 Lantern Incident.pdf](#)

- **Blue Star Awards:**

- The Blue Star safety hub award panel have approved the following submissions for Blue Star Awards.
  - SMP (Costain) – HoloLens
  - Kier Highways – Artificial Intelligence (AI) Traffic Monitoring

Details can be found on the Safety Hub [here](#).

- **Passport Awards**

- The latest winners for the Gold / Silver Awards can be found [here](#)

- **Case Studies:**

- [M1 Junction 15 - Safer Hand back Inventory Provision - February 2024 \(PDF\)](#)

- **Supply Chain Safety Leadership Group**

- The next Home Safe & Well Webinar was due to be held on the 19 March 2024 at 1pm talking about People-Plant interface but was unfortunately cancelled.