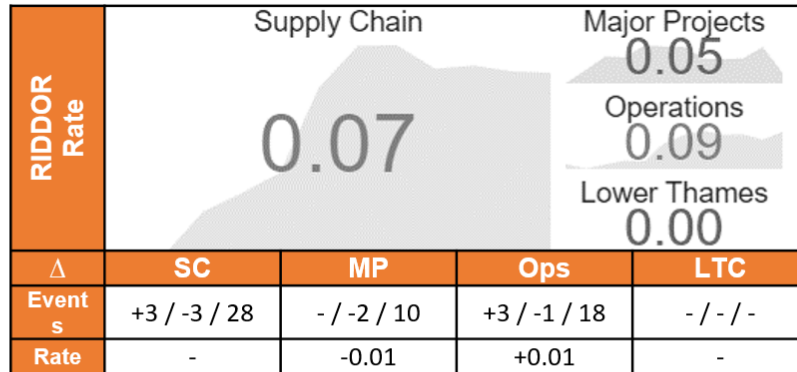


December 2021

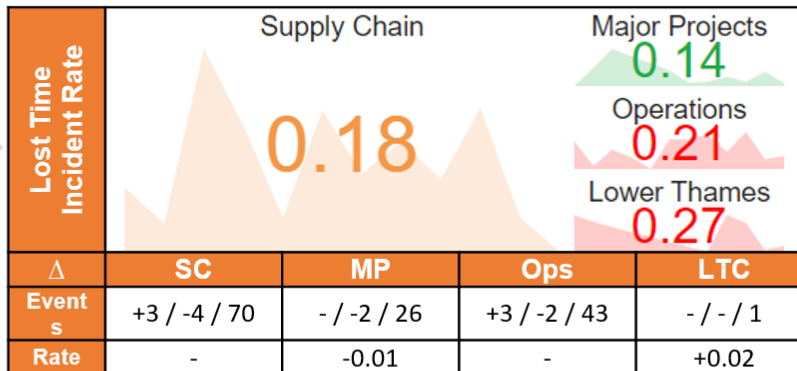
Summary Health Safety & Wellbeing Performance Report

Board Sponsor: Alan Cumming
Executive Sponsor: Mike Wilson
Author: Mark Byard

Executive Summary



The 3 Numbers; In Month Incidents / Out of Scope Incidents / Total 12 Month Incidents



The 3 Numbers; In Month Incidents / Out of Scope Incidents / Total 12 Month Incidents



All data included within this report is up to date as of **4 January 2022**. This performance report is provided to assist the Board and Executive to fulfil their leadership and management responsibilities in respect of health and safety. All incidents within the report have been reviewed by the Health, Safety & Wellbeing Division.

Hours worked

Lower Thames Crossing			
369,839	-8.80%	10,268	-8.09%
12 Month Total	12 Month Change	Current Month	1 Month Change

Major Projects			
18,645,328	-0.26%	1,245,328	-0.26%
12 Month Total	12 Month Change	Current Month	1 Month Change

Operations			
20,646,887	0.88%	1,565,214	0.89%
12 Month Total	12 Month Change	Current Month	1 Month Change

RIDDOR & Lost Time Incident frequency rates

RIDDORs

Directorate	In Month	Rate	3 Months	Rate	12 Months	Rate
Lower Thames Crossing	0	0.00			0	0.00
Major Projects	0	0.00	3	0.07	10	0.05
Operations	3	0.19	4	0.08	18	0.09
Supply Chain	3	0.11	7	0.07	28	0.07

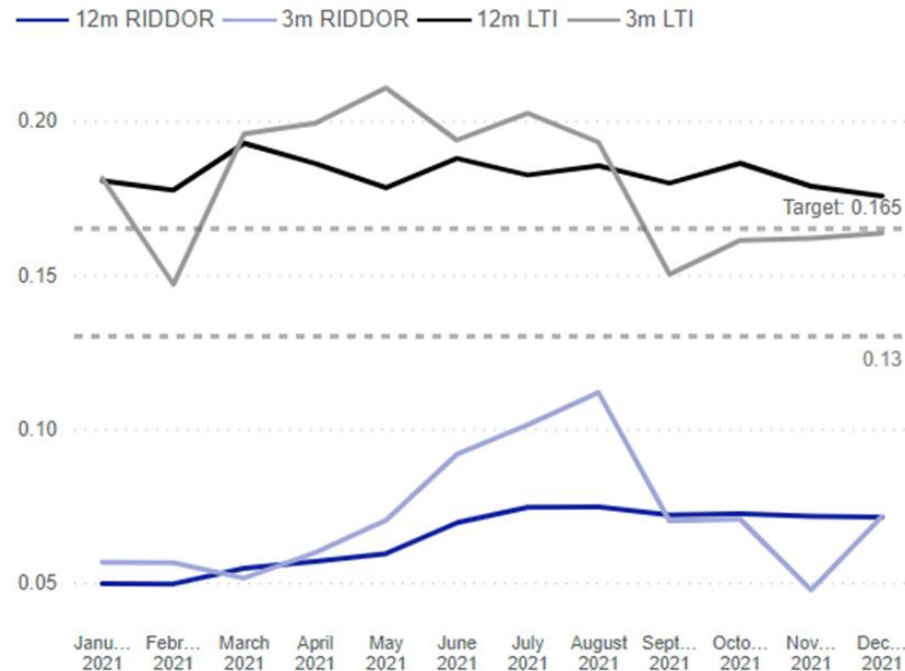
Lost Time Incidents

Directorate	In Month	Rate	3 Months	Rate	12 Months	Rate
Lower Thames Crossing					1	0.27
Major Projects	0	0.00	6	0.13	26	0.14
Operations	3	0.19	10	0.19	43	0.21
Supply Chain	3	0.11	16	0.16	70	0.18

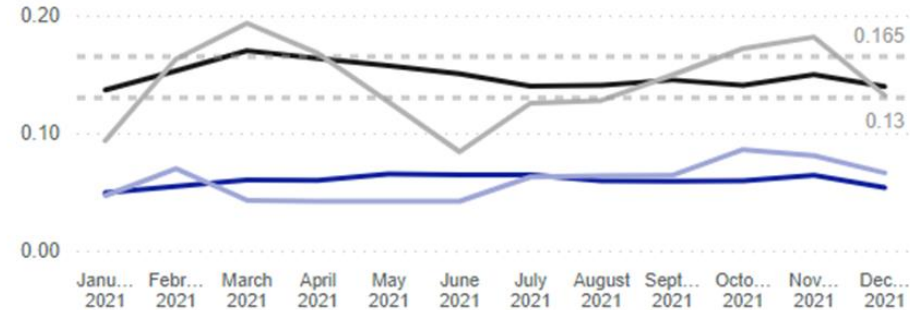
Red	Amber	Green
> 0.19	0.166-0.18	< 0.165

RAG ranges are in-line with 21/22 vesting ranges

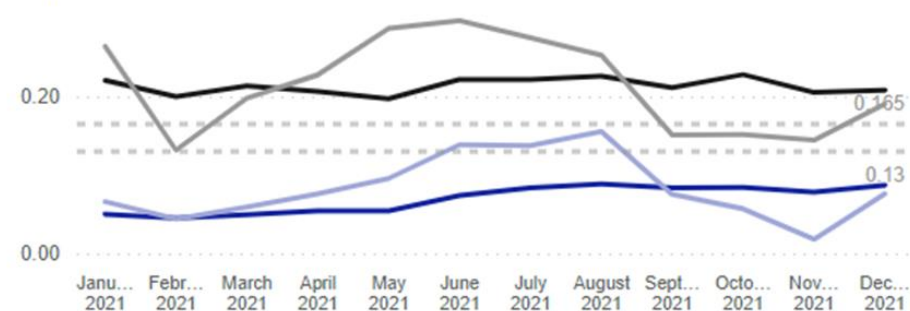
Supply Chain



Major Projects



Operations



Performance by Supplier

Supplier Name	Total Hours	Lost Time Incidents	Lost Time AFR	RIDDORs	RIDDOR AFR	Utility Strikes	Utility Strike FR
Costain	5,731,061	10	0.17	3	0.05	18	0.31
Balfour Beatty	5,615,676	8	0.14	3	0.05	11	0.20
Kier	5,321,662	5	0.09	3	0.06	13	0.24
Connect Plus	2,321,735	5	0.22	3	0.13	2	0.09
Amey	1,976,208	5	0.25	1	0.05	4	0.20
BAM Nuttall	1,954,281	2	0.10	0	0.00	6	0.31
Aone+	1,446,418	2	0.14	0	0.00	1	0.07
Ringway Ltd	1,283,628	4	0.31	2	0.16	9	0.70
Chevron	1,104,074	5	0.45	1	0.09	1	0.09
Galliford Try	814,176	0	0.00	1	0.12	7	0.86
Carnell Support Services Ltd	809,660	2	0.25	1	0.12	3	0.37
Telent	795,754	2	0.25	0	0.00	0	0.00
Skanska	702,613	1	0.14	0	0.00	1	0.14
HW Martin Ltd	628,396	2	0.32	1	0.16	5	0.80
Graham Construction	485,241	0	0.00	0	0.00	3	0.62
Sir Robert McAlpine	429,906	0	0.00	0	0.00	1	0.23
Volker Fitzpatrick	428,345	0	0.00	0	0.00	5	1.17
John Sisk	381,661	0	0.00	0	0.00	2	0.52
Forest Support Services	318,936	1	0.31	0	0.00	0	0.00
Colas	316,205	2	0.63	1	0.32	1	0.32
Egis	312,920	2	0.64	1	0.32	0	0.00
Autolink Concessionaires (A19) Ltd	289,253	1	0.35	0	0.00	0	0.00
CHC Highways	243,015	2	0.82	1	0.41	1	0.41
Osborne	207,423	2	0.96	1	0.48	5	2.41
M J Church	204,098	0	0.00	0	0.00	3	1.47
Aggregate Industries	165,171	0	0.00	0	0.00	1	0.61
Taylor Woodrow	148,843	1	0.67	0	0.00	1	0.67
Road Management Services	114,658	1	0.87	1	0.87	0	0.00
Eurovia UK	83,692	0	0.00	0	0.00	1	1.19
AE Yates	81,206	0	0.00	0	0.00	1	1.23
J McCann	74,971	0	0.00	0	0.00	4	5.34
ATM (Ainsty Timber Marketing Ltd)	74,096	1	1.35	1	1.35	0	0.00
Volker Laser Ltd	55,144	1	1.81	1	1.81	0	0.00
R W Civil Engineering	36,881	1	2.71	1	2.71	1	2.71
Farrans	33,775	0	0.00	0	0.00	1	2.96
Dyer and Butler	33,349	0	0.00	0	0.00	1	3.00
Arcadis	32,126	1	3.11	1	3.11	0	0.00
Mway Comms	23,031	0	0.00	0	0.00	1	4.34
VSL	22,746	1	4.40	0	0.00	0	0.00
Huyton Asphalt	16,767	0	0.00	0	0.00	1	5.96
Total	39,662,054	70	0.18	28	0.07	115	0.29

Targets

Lost Time Incident rate

Red	Amber	Green
> 0.19	0.166-0.18	< 0.165

Utility Strikes

Red	Amber	Green
> 0.48	0.19-0.47	< 0.18

Performance by Supplier across Major Projects

Directorate	Major Projects						
Function	Hours	Lost Time Incidents	Lost Time AFR	RIDDORs	RIDDOR AFR	Utility Strikes	Utility Strike FR
CIP	1,023,234	0	0.00	0	0.00	1	0.10
RIP	8,411,621	17	0.20	4	0.05	36	0.43
SMP	9,210,473	9	0.10	6	0.07	26	0.28
Total	18,645,328	26	0.14	10	0.05	63	0.34

Targets

Lost Time Incident rate

Red ✗	Amber !	Green ✓
> 0.19	0.166-0.18	< 0.165

Utility Strikes

Red ✗	Amber !	Green ✓
> 0.48	0.19-0.47	< 0.18

Directorate	Major Projects						
Function	Hours	Lost Time Incidents	Lost Time AFR	RIDDORs	RIDDOR AFR	Utility Strikes	Utility Strike FR
CIP	1,023,234	0	0.00	0	0.00	1	0.10
RIP	8,411,621	17	0.20	4	0.05	36	0.43
RIP North	5,039,556	10	0.20	2	0.04	20	0.40
Midlands	1,397,762	2	0.14	0	0.00	8	0.57
North West	1,353,957	3	0.22	1	0.07	3	0.22
Yorkshire and North East	2,287,837	5	0.22	1	0.04	9	0.39
RIP South	3,372,065	7	0.21	2	0.06	16	0.47
East	798,536	1	0.13	0	0.00	2	0.25
South East	1,513,345	2	0.13	1	0.07	9	0.59
South West	1,060,184	4	0.38	1	0.09	5	0.47
SMP	9,210,473	9	0.10	6	0.07	26	0.28
Total	18,645,328	26	0.14	10	0.05	63	0.34

Performance by Supplier across Operations

Directorate	Operations						
Regions	Total Hours	Lost Time Incidents	Lost Time AFR	RIDDORs	RIDDOR AFR	Utility Strikes	Utility Strike FR
South East	4,121,808	7	0.17	4	0.10	10	0.24
Midlands	3,967,824	10	0.25	3	0.08	7	0.18
East	3,526,550	6	0.17	4	0.11	6	0.17
Yorkshire and North East	2,926,624	6	0.21	1	0.03	4	0.14
North West	2,654,714	5	0.19	3	0.11	9	0.34
South West	2,217,106	8	0.36	3	0.14	15	0.68
National	1,232,261	1	0.08	0	0.00	0	0.00
Total	20,646,887	43	0.21	18	0.09	51	0.25

Targets

Lost Time Incident rate

Red	Amber	Green
> 0.19	0.166-0.18	< 0.165

Utility Strikes

Red	Amber	Green
> 0.48	0.19-0.47	< 0.18

Directorate	Operations						
Regions	Total Hours	Lost Time Incidents	Lost Time AFR	RIDDORs	RIDDOR AFR	Utility Strikes	Utility Strike FR
South East	4,121,808	7	0.17	4	0.10	10	0.24
DBFO - M25 (Area 5)	2,321,735	5	0.22	3	0.13	2	0.09
Area 3	891,503	0	0.00	0	0.00	7	0.79
Area 4	716,924	1	0.14	1	0.14	1	0.14
M20 Quick Moveable Barrier Project	167,280	0	0.00	0	0.00	0	0.00
RTMC: M25 Regional Technology Contract	24,366	1	4.10	0	0.00	0	0.00
Midlands	3,967,824	10	0.25	3	0.08	7	0.18
Area 9	2,392,651	2	0.08	0	0.00	3	0.13
Area 7	1,510,059	7	0.46	2	0.13	4	0.26
DBFO - A50 / A564 Stoke to Derby	53,576	0	0.00	0	0.00	0	0.00
Oldbury	11,538	1	8.67	1	8.67	0	0.00
Yorkshire and North East	2,926,624	6	0.21	1	0.03	4	0.14
Area 12	1,611,201	3	0.19	0	0.00	1	0.06
Area 14	739,099	2	0.27	1	0.14	3	0.41
DBFO - A168 / A19 Dishforth to Tyne Tunnel	389,465	1	0.26	0	0.00	0	0.00
DBFO - A1 Darrington to Dishforth	81,599	0	0.00	0	0.00	0	0.00
DBFO - M1 - A1 Link Road	50,042	0	0.00	0	0.00	0	0.00
DBFO - A69 Carlisle to Newcastle	30,963	0	0.00	0	0.00	0	0.00
North East Tech Mac Contract	24,075						
Newport (Hull) Maintenance Compound Construction	180						

Performance by Supplier across Operations (continued)

Directorate	Operations						
Regions	Total Hours	Lost Time Incidents	Lost Time AFR	RIDDORs	RIDDOR AFR	Utility Strikes	Utility Strike FR
East	3,526,550	6	0.17	4	0.11	6	0.17
Area 6 & 8	3,157,656	2	0.06	1	0.03	6	0.19
DBFO - M40 J1-15 Denham to Warwick (area 30)	312,920	2	0.64	1	0.32	0	0.00
DBFO - A1(M) Alconbury to Peterborough	45,719	2	4.37	2	4.37	0	0.00
RTMC: East Regional Technology Contract	10,255	0	0.00	0	0.00	0	0.00
North West	2,654,714	5	0.19	3	0.11	9	0.34
Area 10	1,707,121	2	0.12	1	0.06	5	0.29
Area 13	947,593	3	0.32	2	0.21	4	0.42
South West	2,217,106	8	0.36	3	0.14	15	0.68
Area 1 & 2	1,941,535	8	0.41	3	0.15	15	0.77
Severn Bridge	123,546	0	0.00	0	0.00	0	0.00
DBFO - A419 / A417 Swindon to Gloucester	68,939	0	0.00	0	0.00	0	0.00
DBFO - A30 / A35 Exeter to Bere Regis	53,801	0	0.00	0	0.00	0	0.00
RTMC: South West Regional Technology Contract	29,285	0	0.00	0	0.00	0	0.00
National	1,232,261	1	0.08	0	0.00	0	0.00
NRTS - National Roads Telecommunications Services	744,316	1	0.13	0	0.00	0	0.00
Highways England TFM	329,940						
Redflex Speed Cameras	70,373						
NGVR National - Next Generation Vehicle Recovery	64,963						
National Expert Control Room Tech Support -NECoRTS	22,669						

Targets

Lost Time Incident rate

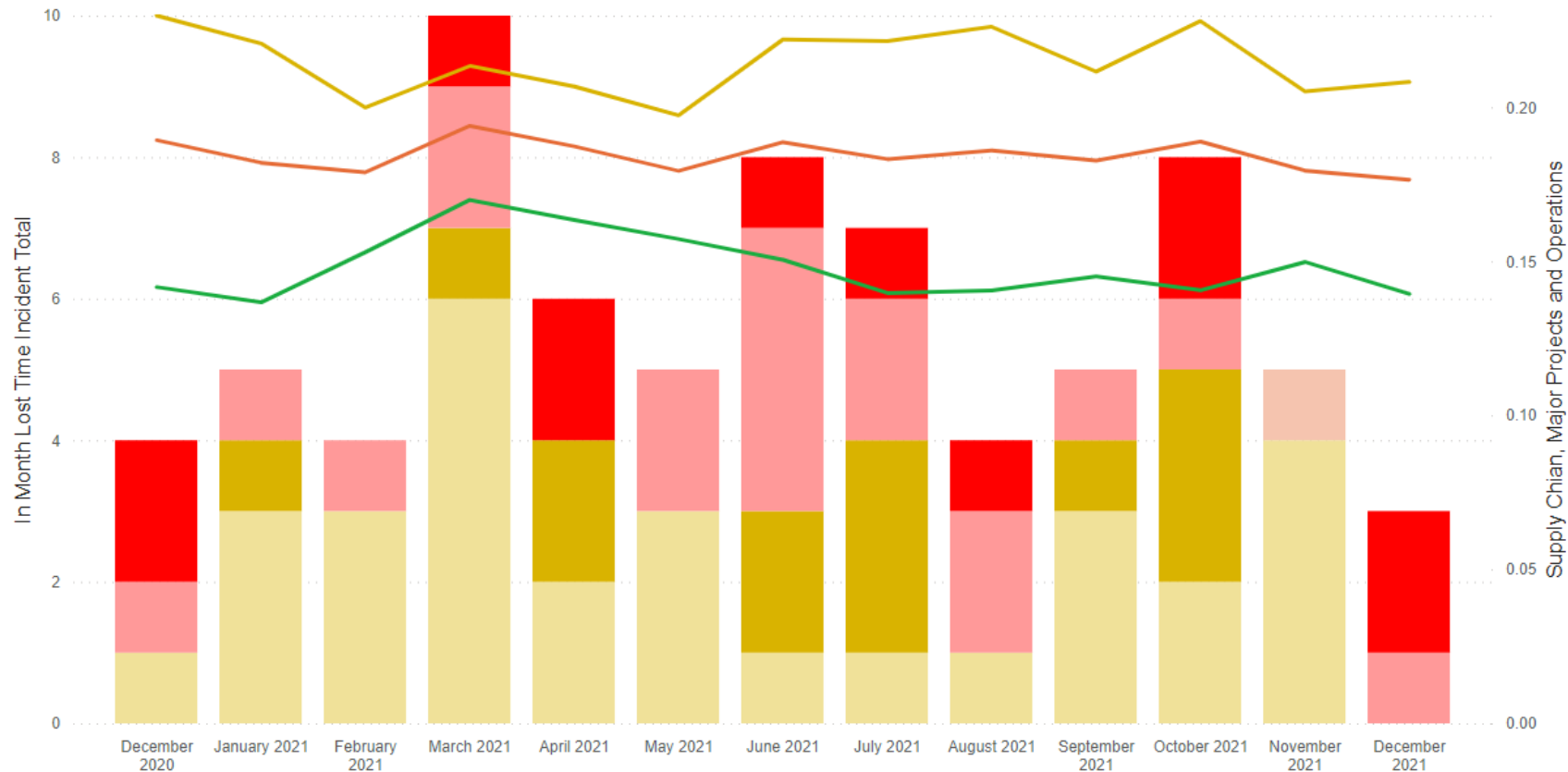
Red	Amber	Green
> 0.19	0.166-0.18	< 0.165

Utility Strikes

Red	Amber	Green
> 0.48	0.19-0.47	< 0.18

Lost Time Incidents recorded by Supplier

Supply Chain Lost Time Incident Rate and Event Type



1 to 3 Day Injury
4 to 7 Day Injury
Non-RIDDOR - Specified Injury

Non-RIDDOR > 7 Day Injury
RIDDOR - Specified Injury
RIDDOR > 7 Day Injury

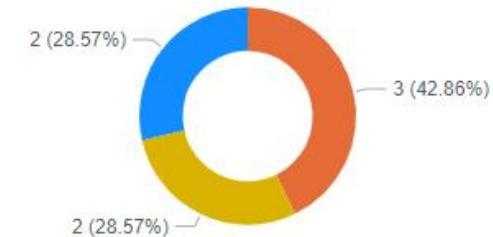
Supply Chain
Major Projects
Operations

Utility Strikes recorded by Supplier

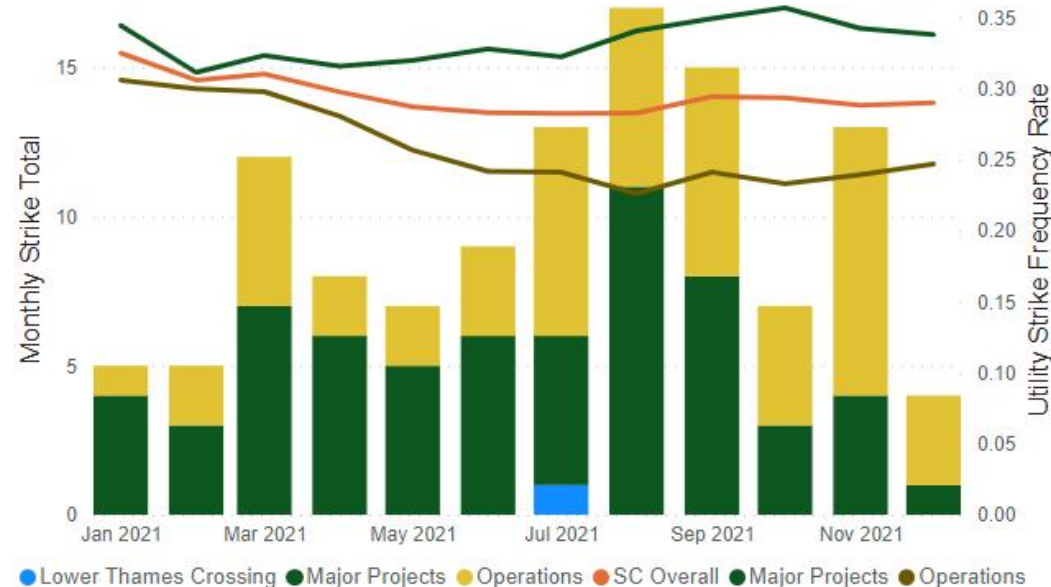
Directorate	Infrastructure Asset	Near Miss	Undesired Circumstance	Total
Lower Thames Crossing	1		0	1
Major Projects	63	2	5	70
Operations	51	6	2	59
Supply Chain	115	8	7	130

Directorate	12m Rate	Other Cables/Pipelines	Electricity	Water	Gas	CCTV	Total
Lower Thames Crossing	0.27	0	0	1	0	0	1
Major Projects	0.34	23	27	8	0	5	63
Operations	0.25	17	25	5	2	2	51
Supply Chain	0.29	40	52	14	2	7	115

In Month Strikes ● Other Cable... ● Electricity ● Water ● Gas ● CCTV



Utility Strikes Reported per Month and Frequency Rates



● Lower Thames Crossing ● Major Projects ● Operations



Summary of Significant Supply Chain Incidents reported

Operations - RIDDOR Over 7 days		Airsweb ref: 147583
Operations , South West region, M5 Junction 17, Cribbs Causeway.	During a closure it was noticed that a cone had become displaced. The traffic management vehicle reversed to replace the cone and whilst doing so struck an operative who was crouched down marking out. This has caused bruising to the lower back.	
01/12/2021		
Hit by a moving vehicle or plant		
Contractor: Chevron		
Employer: Chevron		
Operations - RIDDOR Over 7 days		Airsweb ref: 147832
Operations , East region, A1(M) DBFO Alconbury to Peterborough	A 2-man gang were attending a manhole to commence washing out a chamber. The operative in charge of the high pressure hose was unable to maintain contact with the hose when the pressure was switched on, the hose dropped from his grasp and under pressure struck the operative in the face.	
06/12/2021		
Hit by a moving or falling object		
Contractor: Ringway		
Employer: Anglia Drainage Company		
Operations - RIDDOR Over 7 day incident		Airsweb ref: 148945
Operations, South East Region, DBFO - M25, Leatherhead Depot	The operative was moving a metal cabinet at Leatherhead Depot, as they picked up the metal cabinet, their foot slipped slightly on some oily water and they felt a little twinge in their elbow. They initially felt well to continue work, until around 03:30 the following day, when the operative was unable bend their arm or twist their wrist.	
22/12/2021		
Fell, slipped or tripped on the same level		
Contractor: Connect Plus		
Employer: Connect Plus		

RIDDOR

RIDDOR

RIDDOR

SIGNIFICANT INCIDENTS

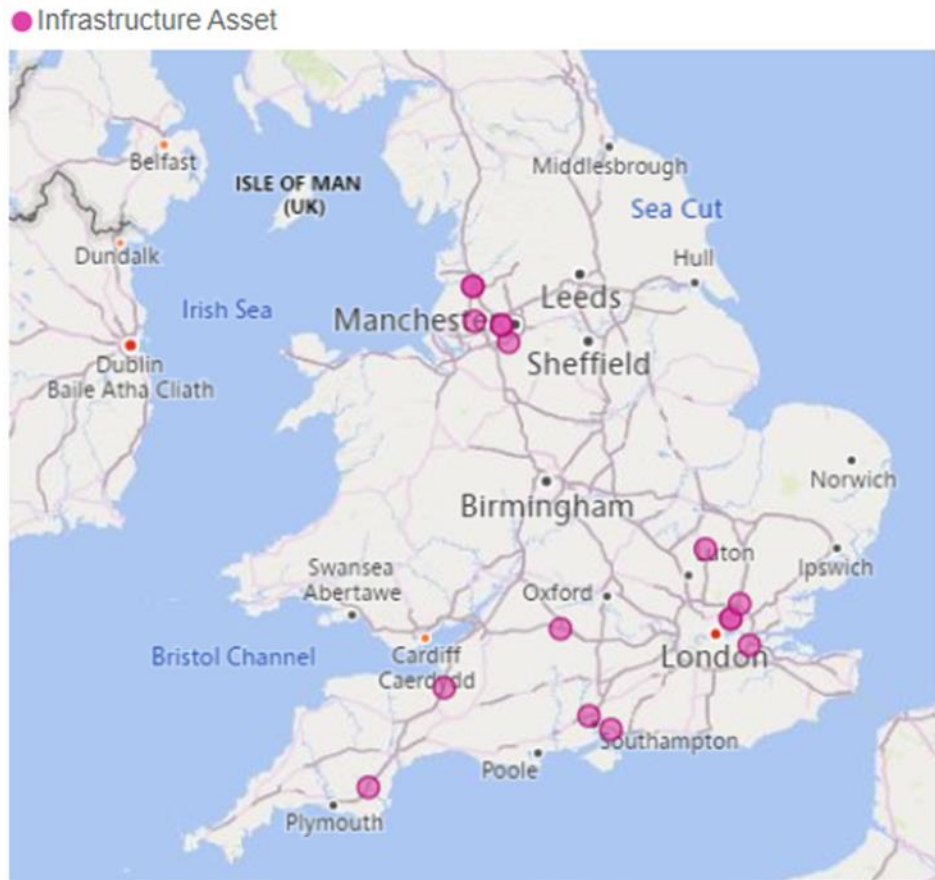
Impact Protection Vehicle (IPV) Strikes

● Asset Security or Pe... ● Near Miss ● Personal Illness ... ● Undesired Ci...



Directorate	October 2021	November 2021	December 2021	Total
Operations	0	3	0	3
Near Miss	0	2	0	2
Undesired Circumstance	0	1	0	1
Major Projects	0	1	0	1
Near Miss	0	1	0	1
Total	0	4	0	4

Infrastructure Incidents including Bridge Strikes

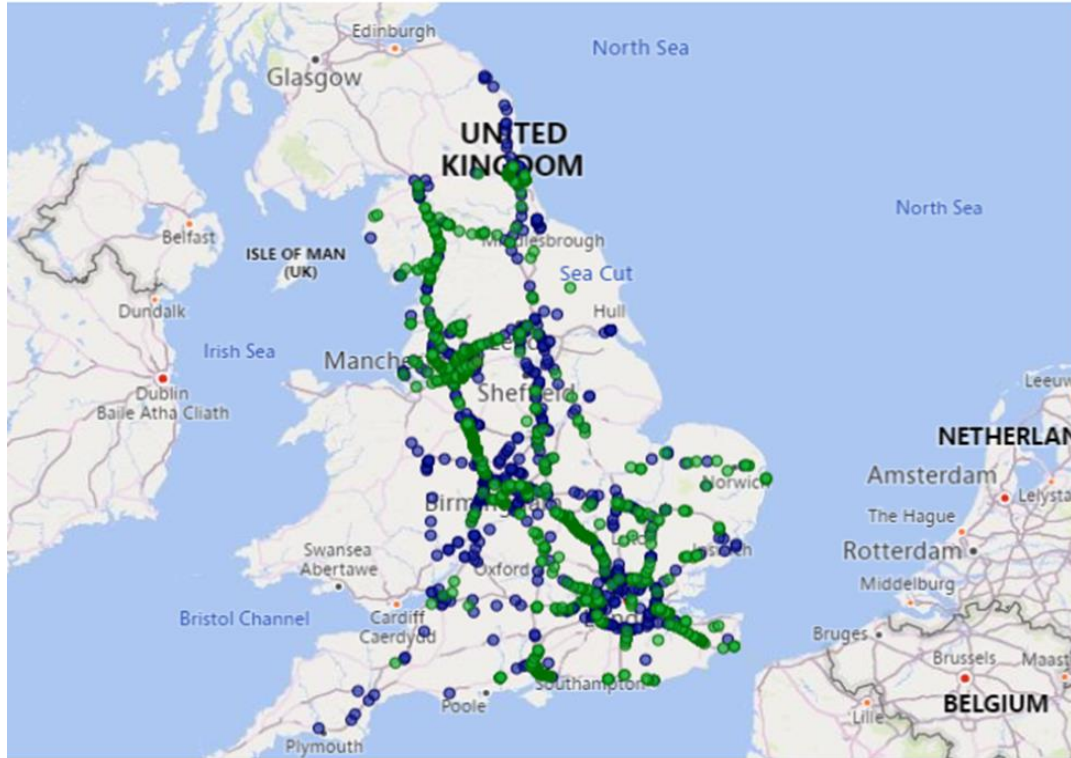


Directorate	October 2021	November 2021	December 2021	Total
Operations	2	0	0	2
Infrastructure Asset	2	0	0	2
TO/ROC	2	0	0	2
Infrastructure Asset	2	0	0	2
Total	4	0	0	4

Map displays the previous 12 months events

Vehicle incursions into roadworks

● Asset Security or Personal Security ● Near Miss ● Personal Illness or Injury ● Undesired Circumstance



Directorate	October 2021	November 2021	December 2021	Total
Major Projects	183	177	76	436
Near Miss	9	3	5	17
Undesired Circumstance	174	174	71	419
NH Office	1	4	1	6
Near Miss	1	3	0	4
Undesired Circumstance	0	1	1	2
Operations	43	52	40	135
Near Miss	28	37	21	86
Undesired Circumstance	15	15	19	49
TO/ROC	38	26	25	89
Near Miss	23	15	17	55
Personal Illness or Injury	0	0	1	1
Undesired Circumstance	15	11	7	33
Total	265	259	142	666

Directorate	Site/Project	Date	Event Subtype	Description of the Event
TO/ROC	Outstation - Milnrow	31 December	No Lost Time Injury	Full closure was being put on by myself at the location, including the closure of lane 2 on the L Slip J23. all signals set for the closure and mostly coned out when traffic was released. TOV parked in lanes 1 and 2 main Carriageway. I got a stack of 5 cones from the TOV and walked to the bullnose for the L Slip to add extra cones to the closure, as I stepped into Lane 2 a Mercedes Vito Van silver entered my closure to benefit from no traffic in that lane whilst I was on foot in that lane. Driver continued to drive towards me, I noticed and stood still on the edge of the bullnose pointing 5 cones to force the driver away. The driver struck the cones I was holding with his wing mirror resulting in damage to his veh. Driver stopped in closure to then give me verbal abuse after taking pictures on TOV. Later reported me for dangerous driving and striking his car while I was putting cones out on foot. All details passed to police and ROC at time of incident. (no body cam or TOV footage caught incident)

Map displays the previous 12 months events.

Site Inspections undertaken in December 2021

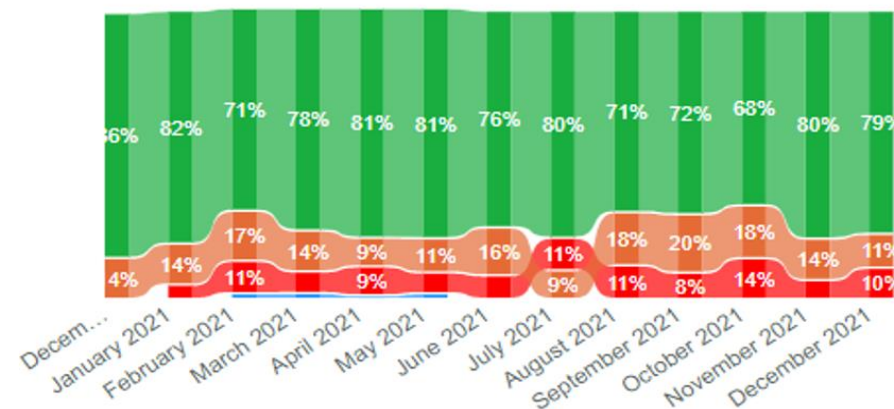
Directorate	In Month Inspections	Red	Amber	Green	Blue	Actions Raised
Operations	4	0	12	40	0	1
Major Projects	8	10	11	77	0	24
Total	12	10	23	117	0	24

Key to non-conformance RAG status:

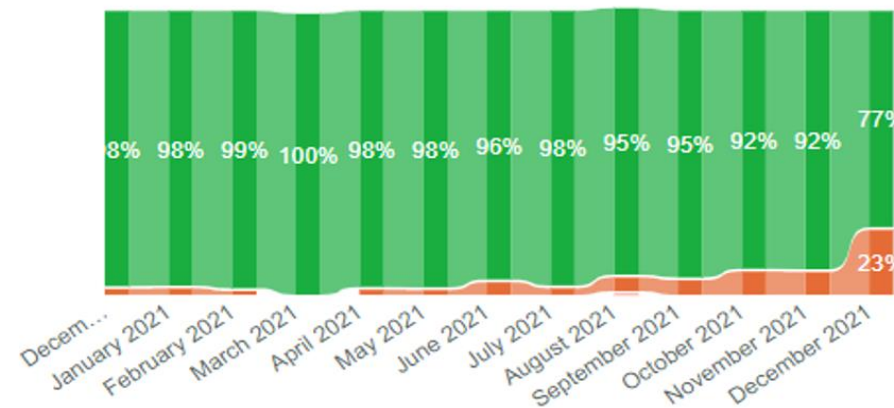
Red	Non-conformance with legislation or Raising the Bar (RtB) requirements
Amber	RtB requirements not adopted everywhere on site or in full, and negative observation
Green	Positive observation relating to management of top risks
★	Exceptional performance or new initiative not widely used on another site

Score Directorate	Red		Amber	
	Identified	Actions	Identified	Actions
Major Projects	10	10	11	11
Housekeeping			2	2
Lifting Operations	1	1		
Management Arrangements	1	1	1	1
Management of Traffic, Mobile Plant and Vehicles	4	4	5	5
Office / Welfare Facilities	1	1	1	1
Work at Height and Associated Activities	3	3	1	1
Workforce Communication			1	1
Operations			12	
Electrical Safety			1	
Housekeeping			1	
Management Arrangements			2	
Management of Traffic, Mobile Plant and Vehicles			1	
Office / Welfare Facilities			7	
Total	10	10	23	11

Major Projects Finding Percentages



Operations Finding Percentages



- **DfBB** launched a **radio campaign**: *The clocks have gone back: are you ready for the roads?* Content included interviews broadcast across the UK to provide advice to those driving and riding for work on adapting to darker nights and poorer weather conditions. The interviews lasted between 9 and 12 minutes, providing over 21 hours of airtime. The interviews included information and Tips for Autumn/Winter Driving including: allow yourself plenty of room to stop in an emergency and keep a greater distance from the car in front; in wet weather it can take almost four times the distance to stop in an emergency and be aware of glare when the sun's low in the sky; use the visor and wear sunglasses to minimise the sun's glare. The total cost was £3,000 to deliver against the advertising equivalent value of £186,561.
- The DfBB Programme Development Managers contributed to a successful **Road Safety Week** and supported National Grid with their 'Surgery Events' for at-work drivers. Lisa Baines, Safety Specialist for National Grid said: *"I'd like to extend our sincere thanks to you for recently supporting our Road Safety Week 'SHE surgery' events. The sessions went really well, and we are grateful for the knowledgeable and well received presentations delivered... The delegate feedback for these events averaged at 9/10, and your contributions mostly definitely helped towards us receiving this brilliant score."*
- Our **Regional Safety Coordinators** continue to deliver a range of activities, including attending the National Highways & 999 Partners stand at the Motorcycle show at the NEC on 9th and 10th December. The stand was promoting Bike Safe and Biker Down which are the motorcycle safety schemes run by the Police and Fire & Rescue Service. Bike Safe promotes advanced riding and Biker Down promotes first aid following a collision and the legal requirements if involved in a collision. Numerous celebrities were at the show including Steve Parrish, James Witham and Marie Costello. All visited the stand and expressed their support. In the South East we took part in Operation Holly at Marlow Fire Station on the A404 (part of our APTR network). The Operation is aimed at tackling "morning after" drink-drive offences by raising the profile of the morning after calculator and the extent of the issue generally amongst van and car drivers. Operation Holly is primarily an education and information-based event, with tickets only issued where necessary or where engagement and education do not appear to be received by the offender. Three tickets were issued by our Thames Valley Police colleagues: for speeding, for not wearing a seatbelt, and an expired driving licence. Education discussions included: lights offences, speeding and insecure loads. All drivers were breathalysed, all passed. All drivers were given advice on the dangers of morning after drink-driving.

RADIO CAMPAIGN – COVERAGE OVERVIEW

Total Items of Coverage: 139

Total Listener Reach: 43,293,000

Total Airtime: 21+ hours

Advertising Value Equivalent (AVE)

Station	Date	Time	Area	Listener Reach	Duration	AVE
Sky News Radio	01/11/2021	17:32 – 17:37	National	34,000,000	5 mins	£112,000
Radio News Hub (127 Stations)	01/11/2021	17:15 – 18:24	National	8,086,000	9 mins	£32,500
Express FM	01/11/2021	10:05 – 10:15	Hampshire	55,000	10 mins	£3,896
Forest FM	01/11/2021	14:05 – 14:14	Dorset	105,000	9 mins	£5,075
SFM	01/11/2021	11:15 – 11:25	Kent	63,000	10 mins	£2,100
UK Health Radio	01/11/2021	12:15 – 12:22	National	186,000	7 mins	£4,250
BRFM	01/11/2021	10:15 – 10:26	Isle of Sheppey	31,000	11 mins	£900
Black Diamond	01/11/2021	10:30 – 10:41	Scotland	100,000	11 mins	£3,900
Waves	01/11/2021	11:08 – 11:16	Scotland	79,000	8 mins	£1,390
Sescot Radio	01/11/2021	18:05 – 18:17	Scotland	45,000	12 mins	£950
Swindon FM	01/11/2021	11:30 – 11:44	Swindon	250,000	10 mins	£9,100
Bauer Media Group	01/11/2021	14:06 – 14:16	North-West	311,000	8 mins	£10,500
Total:						£186,561



- Our Operation Tramline road safety corridor campaign, **Operation Orbital** was on the M25 w/c 15 Nov & w/c 22 Nov. Seven Police forces participated with access to two unmarked HGV supercabs and stopped 376 vehicles including HGV's and LGV's, capturing 459 offences including driver's hours, seat belt and load issues and issued 516 interventions including; traffic offence reports, letters of warning and education discussions. There have been many news reports about Operation Orbital and here is one from [ITV News](#). One 'noteworthy' offence was this HGV with no VRM and a trailer in a poor condition. Subsequent investigation revealed that the vehicle was stolen last month in Kent. And finally, for **Operation Tramline**, a new three-year contract has been awarded to Dawsongroup Ltd for three HGV tractor units. We will continue to use the current HGV tractor units, but they are receiving modifications during December and will be back on the road in the New Year.



Health Safety & Wellbeing team

- **Safety Alerts:** There have been **3** Safety Alerts issued in the month of December:
 - NHa279 - National Highways for Information Safety Alert - [High potential incidents involving live lane access](#)
 - NHa280 - National Highways for Information Safety Alert - [Shared Learning - Wire Fencing High Potential Incident](#)
 - NHa281 - National Highways for Information Safety Alert - [Christmas shutdown and New Year restart](#)
- The **Highways Accident Reporting Tool (HART)**: We're on track to launch HART on Monday 17 January. As we've been saying for many month now, the Highways Accident Reporting Tool [SharePoint site](#) is the best source of information for National Highways colleagues, and for our Supply Chain colleagues our [National Highways website](#).
- **Leadership Development** – Planning has commenced for the second year phase of the programme in Operations (Motivate phase) which includes further tools for front line teams, coaching conversations for managers, self-assessment activity, sharing, excellence recognition and communication tools. In Major Projects, the programme design and desired outputs have been agreed in principle and will be presented at the MP Health and Safety meeting on the 13 January for approval.
- **Valued Processes** – 189 products have now been published successfully, with other documents in varied stages of drafting and approval. This represents 97.5% of the planned total.
- **Avoiding Damage to Services** – The first Major Projects quarterly Health & Safety theme for 2022 is avoiding damage to services. A presentation detailing activities to take place in the first quarter 2022 has been developed together with guidance. This was issued to the Major Projects Team in December 2021.