


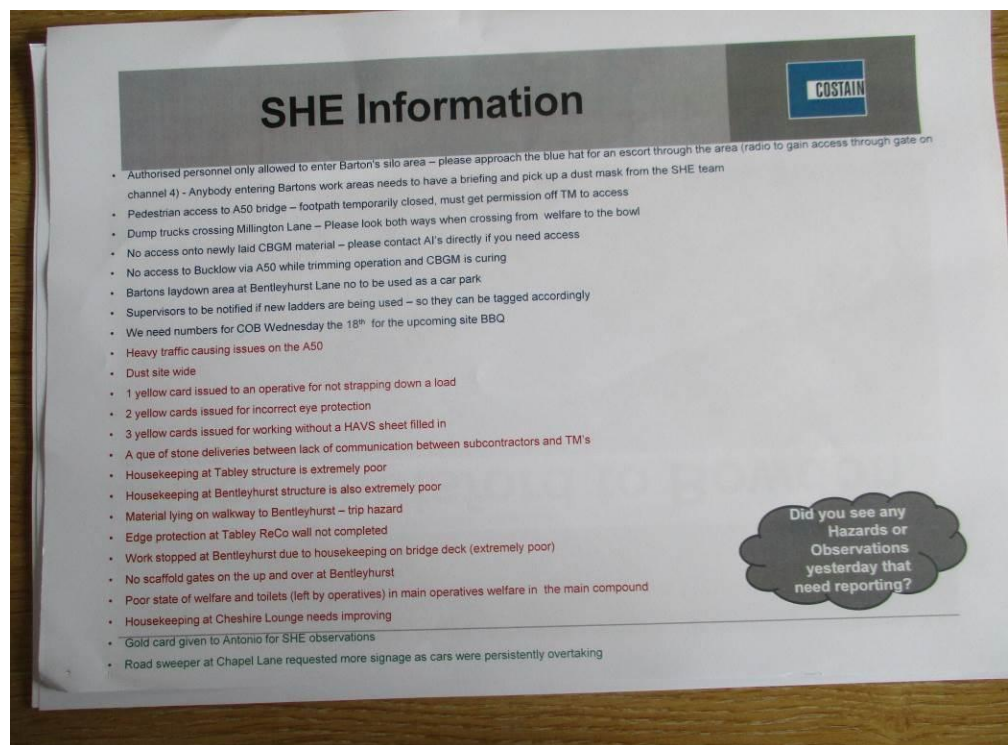
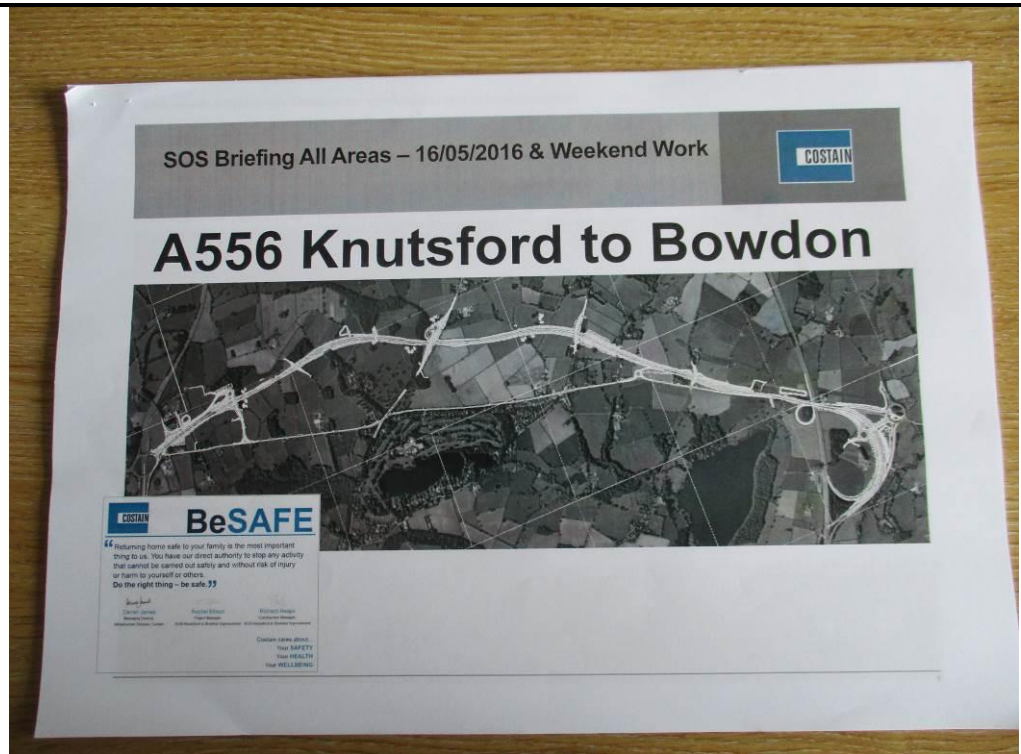
<b>Form Ref:</b> HSI-10	<b>Independent Health &amp; Safety Inspection – Blue Star Item</b>	<b>Version: 2.0</b> Jun 2015
----------------------------	--	---------------------------------

	<b>Awarded for Exceptional Performance or New Initiative not widely used on other sites</b>
---	---

<b>Project</b>	<b>Principal Contractor (PC)</b>	<b>Date of Inspection</b>
A556 Knutsford to Bowdon	Costain	16/05/16
<b>Site Contact</b>	<b>Email Address</b>	<b>Telephone Number</b>
Dave Boardman	<a href="mailto:Dave.boardman@costain.com">Dave.boardman@costain.com</a>	07799 435644

<b>Description of Blue Star Item</b>	RtB 10 – Communication of Risk. A Supervisor meeting is held at 16.00 each day to discuss the work that has taken place that day, and the work proposed for the following day, to identify any issues or potential clashes of work activity. An SoS Briefing document is then prepared listing the activities taking place at each area of the site, who the contractor is, what they are doing, the plant and people involved, planned deliveries, and a target of what is to be completed by the end of the week. The Briefing document also includes blue (instructions), red (issues) and green (positive feedback) SHE Information. There are also sections on Quality Observations and the Weather Forecast.
<b>Benefits of Blue Star Item</b>	The SoS seen for the day of the inspection also included Best Practice information on the use of coloured cones on site. The site has recently introduced an additional SoS 'Be Clear – Be Safe' Briefing page, which is to be completed by the Supervisor at the work area. This includes the activities proposed, the relevant RAMS and Permit references, and any significant risks. It also has a place to list any proposed deliveries, toolbox talks or safety alerts delivered, feedback from the workforce, and a 'Take 5' section with 5 questions to be answered before commencing work. An aerial picture of the site is displayed at each work area with 'You Are Here' marked on it, the proposed finished layout, key programme dates, key site rules, and radio channel details for different forms of communication on site. Hazard Boards are also displayed outside the welfare facilities at the main work areas on site.
<b>Details and Cost of any Specific Product</b>	

Photographs

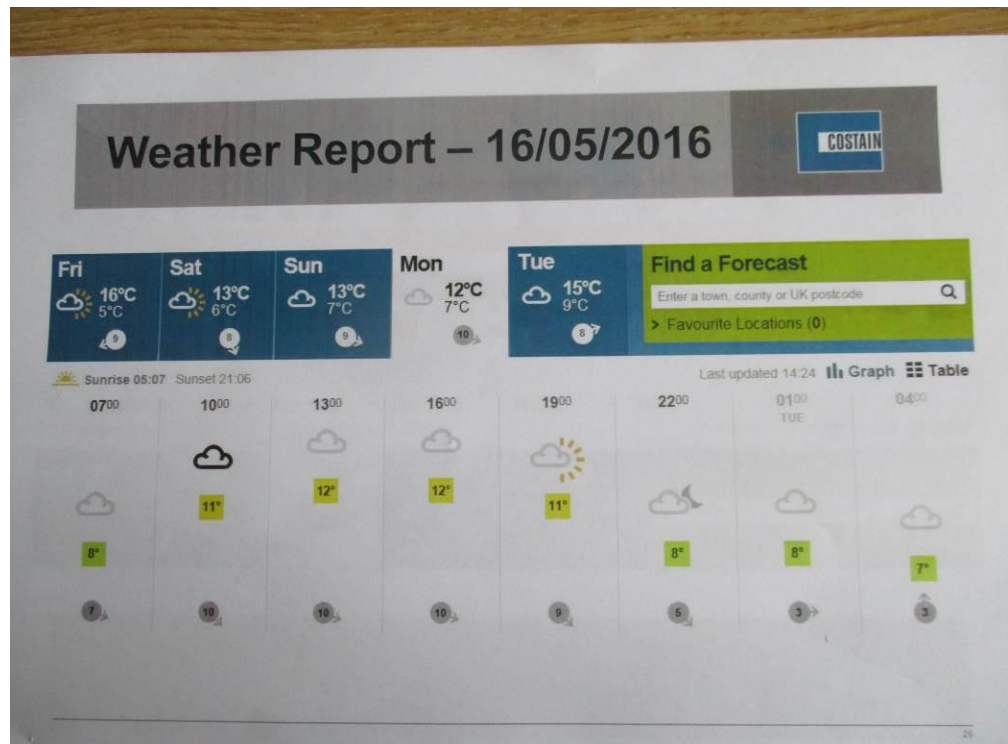


### Quality Observations

Date Raised	Quality Observation	To Be Actioned By	Date Closed
03/05/2016	Concrete pump discharging out on to capping near Blue Bridge – still has not been cleaned up	Structures	
03/05/2016	Very poorly laid ducting during night shift at road crossing on roundabout causing issues	Costain	
09/05/2016	Remedial actions ongoing to Bentleyhurst bridge	For Information	
09/05/2016	Overall CBGM works look to be completed to a good standard	AI	
09/05/2016	Water proofing on Chester Road Bridge looks to be going well	Online Team	
09/05/2016	Capping can become segregated during placement – it should not have an open texture	For Information	


### On Line


Contractor	Operation	Plant	People	Deliveries	End of Week Target
Costain	Trial holes on Virgin Media	6t Dumper	1 TM 1 FLS 2 x Ops	24m+ Concrete	
	Remove fence posts				
	Concrete narrow widening	8T Rubber Duck			
Allied	<b>Nights:</b> Installing water main sleeve via road crossing	8T exc Grab Wagon	4 x Ops	Volumetrics Concrete Wagon	




**NORTHBOUND DETAILS – W/C 09/05/2015**  
IN USE AS AN ACCESS (A) EXIT (E) CLOSED (C)

M/P	CH	GAP	MON	TUE	WED	THUR	FRI	SAT	SUN	COMMENTS
		N1	C	C	C	C	C			
		N2	A&E	A&E	A&E	A&E	A&E			
		N3	A&E	A&E	A&E	A&E	A&E			
		N4	A&E	A&E	A&E	A&E	A&E			
		N5	C	C	C	C	C			

 GREEN CONES DE-MARK A **WORKS ACCESS**

 YELLOW CONES DE-MARK AN AREA WHERE YOU MUST **NOT** PARK OR WORK. THE AREA IS TO BE USED TO ACCELERATE FROM SITE AND SLOW DOWN ENTERING SITE.

1. SHOULD ANY VEHICLE OR PERSON BE WITHIN THE YELLOW CONED AREA WHEN ACCESS IS REQUIRED, ABORT ACCESS.
2. TO ACCESS SITE SLOW DOWN GRADUALLY AND ENTER IN A CONTROLLED MANNER.
3. WHEN EXITING SITE, BE PATIENT AND ENSURE BOTH LIVE TRAFFIC LANES ARE CLEAR.
4. REPORT ANY VEHICLE INCURSIONS TO TRAFFIC MANAGEMENT.

**BE CLEAR - BE SAFE**

CONTRACT: A556		DATE / TIME / SHIFT: 12/05/16 DAY	
NAME & ROLE OF PERSON DOING THIS SOS BRIEFING: <i>BOLNEGER foreman</i>			
PART A - Senior / General Foreman input			
SUBCONTRACTORS & ACTIVITIES FOR THE DAY	RAMS No.	Supervisor / Responsible Person	Permits Required / Notable risks e.g. Interface risks
<i>WATER DRAINAGE SURFACES WILL NOT CARRY ON ORAINAGE WORKS WITH PILING. PLEASE MAKE SURE WE DELEGATE THEM FROM ANY PERSONNEL.</i>	<i>156</i>	<i>BOLNEGER</i>	<i>NO. VARIOUS PLANT WORKING ON PILING MAT - QUINCY, 360, Feller-Alex, Moway.</i>
<i>PAT, GLENN, PAUL YOU WILL BE AT THE END FINISHING OFF WHAT MAKE SURE ITS A SOLID 360 LAYER</i>	<i>156</i>	<i>"</i>	<i>DIG.</i>
BLUES	REDS	GREENS	
<i>LABORERS SUPERVISORS TO BE NOTIFIED IF NEW GRADERS WITHOUT TRUS ARE TO BE USED.</i>		<i>PILING MAT NOW SUITABLE FOR WORKS TO COMMENCE.</i>	

SHE-T-235 Rev 0

**PROJECT KEY DATES 2014 - 2016**

DATE	DESCRIPTION	COMPLETION DATE
2014	CONSTRUCTION START	2014
2015	CONSTRUCTION END	2015
2016	OPERATIONAL START	2016

**PROJECT KEY DATES 2016 - 2017**

DATE	DESCRIPTION	COMPLETION DATE
2016	CONSTRUCTION END	2016
2017	OPERATIONAL START	2017

**WELCOME TO YARWOOD HEATH**

**YOU ARE HERE**